



**KOA**

**Couplings &  
Accessories™**



**KURIYAMA**  
OF AMERICA, INC.

[kuriyama.com](http://kuriyama.com)

EDITION 0124

## APPLICATIONS INFORMATION:

Advantages, Function, Types and Sizes .....	296
Chemical Resistance Guide .....	298-303
Materials and Uses .....	297

## CAUTIONARY STATEMENT & LIMITED

WARRANTY .....	304
----------------	-----

## CAMLOCKS:

304 Stainless Steel .....	36-43
316 Stainless Steel .....	28-35, 72-75, 98-99
Accessories .....	104-105
Aluminum .....	12-19, 60-61, 64-71
Brass .....	20-27, 84-85
Ductile Iron .....	62-63
EZ-Seal™ .....	60-61
Fiberglass Reinforced Nylon .....	52-59
Full Flow Swivel Couplings .....	100
Gaskets .....	101-103
Polypropylene .....	44-51, 89-90
Special Application Items .....	79-100
Tri-Couple System .....	10-11

## COMBINATION HOSE NIPPLES, HOSE MENDERS

### HOSE SHANK COUPLINGS, STRAINERS:

Combination Hose Nipples .....	158-165
EZ-Seal™ Pin Lug (NPSM) .....	168
Funnel Strainer .....	175
Gaskets .....	171
Hose Mender .....	166
Hose Shank Coupling .....	167-170
Pin Lug (NPSM) .....	167-169
Pin Lug (NST) .....	170
Site Glass .....	176
Strainers .....	172-174

### GROUND JOINT COUPLINGS & ACCESSORIES:

Hose Shanks, Stems, Wing Nuts .....	216-217
Hose Clamps .....	220-221
Spuds .....	218-219
Alfagomma® Crimp Ferrules .....	222-223
Hose Safety .....	224

### HYDRANT ADAPTERS & ACCESSORIES:

Viper® Industrial Hose Nozzles .....	228
Hydrant Wrenches .....	229
Spanner Wrenches .....	230

### HYDRANT ADAPTERS & ACCESSORIES (continued):

Gaskets .....	237
Hydrant Adapters and Caps .....	231
Hex Nipples .....	232-233
Hose Fittings and Nozzles .....	234-236

### HOSE CLAMPS:

Center Punch Clamps .....	211-212
Double Bolt Clamps .....	213
King Bee Clamps .....	205
Spiral Double Bolt Clamps .....	204-205
T-Bolt Clamps – Heavy Duty .....	206-207
T-Bolt Clamps – Standard Duty .....	208-210
Worm Gear Clamp Features and Advantages .....	196
Worm Gear Clamps – “Constant Tension” .....	202-203
Worm Gear Clamps – Heavy Duty .....	199-200
Worm Gear Clamps – Mini .....	201
Worm Gear Clamps – Standard Duty .....	197-198

### KURICRIMP™ FERRULES & SLEEVES:

Crimp Ferrules .....	181-183
Crimp Sleeves .....	186-192
Sleeves Features & Material Specifications .....	184-185
Ferrules Features & Material Specifications .....	180
Crimp Procedure .....	193

### SANITARY FITTINGS:

Accessories .....	123-125
Bevel Seat Fittings .....	120-124
Bevel Seat Gaskets .....	133
Bumpers and Risers .....	138
Clamp Information .....	134
Crimp Ferrules .....	126-127
Fitting Information .....	110-111
Gasket Information .....	136-137
Hex Nuts .....	124
I-Line Fittings .....	121, 123
I-Line Gaskets .....	132
Kuri-Crimp™ Crimp Ferrules .....	128
Quality Assurance .....	109
Single Pin Clamps .....	119, 123
Size Chart .....	135
Tri-Clamp Adapters .....	115-118
Tri-Clamp Clamps .....	119
Tri-Clamp Fittings .....	112-114

Because we continually examine ways to improve our products, we reserve the right to alter specifications or discontinue products without prior notice.

## SANITARY FITTINGS (continued):

Tri-Clamp Gaskets.....	129-131
Tube Ends .....	122

## SPECIALTY ITEMS & APPLICATIONS:

Alfa-Muff – Muff Couplings.....	294
AlfaSeal – Muff Flange Seals .....	294
Ball Valves .....	278
Banding Coils.....	280-281
Banding Sleeves.....	282-283
Conqueror™ Concrete Hose Couplings .....	247
Conqueror™ Concrete Hose Clamps.....	248-249
Conqueror™ Concrete Hose Clamp Gaskets.....	249
Endure Assembly Instructions .....	275
Endure Push-To-Connect DOT Air Brake Fittings .....	268
Endure Push-To-Connect DOT Air Brake Fittings– Elbow .....	270-271
Endure Push-To-Connect DOT Air Brake Fittings – Straight.....	269
Endure Push-To-Connect DOT Air Brake Fittings – Tee .....	272
Endure Push-To-Connect DOT Air Brake Fittings – Union .....	273-274
Expansion Joints.....	285-289
Ferrules and Sleeves.....	246
Flanges .....	290-292
Foot Valve .....	279
Grooved End Combination Nipple.....	252
Grooved End Couplings .....	250
Grooved End Gaskets .....	251
Hammer Unions .....	242-244
Hammer Unions (Barbed) .....	245
Hose Cuffs .....	284
Hose Cutters & Replacement Blades .....	293
Hose Menders, Ducting.....	253
Push-On Fittings .....	262-267
Quick Disconnect Couplings .....	276-277
Safety Clip with Lanyard .....	257, 261
Sandblast Couplings & Accessories.....	254-257
Universal Air Hose Couplings & Accessories.....	258-260

## SPHERE LOCK™:

Advantages & General Applications .....	143
Connection Types.....	144

### TYPE B

45° Elbow Female Socket x Male Ball .....	149
90° Elbow Female Socket x Male Ball .....	149
Buna Gasket .....	152
Female Socket x 150# ASA Flange.....	148
Female Socket x Male Ball Reducer .....	149
Female Socket x Male NPT .....	147
Female Socket x Hose Shank .....	145
Female Socket x Hose Shank HD Crimp .....	145
Female Socket x Polycrimp HDPE.....	146
Female Socket Plug .....	148
Female Socket Outlet Tee .....	151
Female Socket Outlet Y.....	151
Lever Assist Bar.....	152
Locking Lever Ring .....	146
Locking Ring.....	146
Male Ball x 150# ASA Flange .....	148
Male Ball x Male NPT.....	147
Male Ball x Round Hole Strainer.....	150
Male Ball x Hose Shank.....	145
Male Ball x Hose Shank HD Crimp.....	145
Male Ball x Polycrimp HDPE .....	146
Male Ball x Square Hole Strainer .....	150
Male Ball Outlet Tee .....	151
Male Ball Outlet Y.....	150
Male Ball Plug.....	147
Safety Pin .....	152

### TYPE A

45° Elbow Female Socket x Male Ball .....	154
90° Elbow Female Socket x Male Ball .....	154
Buna Gasket .....	155
Female Socket Plug .....	154
Female Socket x 150# ASA Flange (Includes Buna Gasket).....	153
Female Socket x Hose Shank.....	153
Lever Assist Bar.....	155
Male Ball Plug.....	154
Male Ball x Hose Shank (Includes Connection Ring) .....	153
Male Ball x Hose Shank.....	153
Safety Pin .....	155

Because we continually examine ways to improve our products, we reserve the right to alter specifications or discontinue products without prior notice.

Series	Page
A2150L1	284
AB	167
ABF	167
ABF-LF	168
ABM	167
ABM-LF	168
AF4	222
AHG	261
AL-A	12
AL-B	13
AL-C	14
AL-CLF	60
AL-D	15
AL-DC	18
AL-DP	19
AL-E	16
AL-ELF	61
AL-F	17
ALFAMUFF	294
ALFASEAL	294
AL-LDHC	253
AL-MHA	100
AL-MHD	100
AL-MHF	100
AL-MHM	100
AL-MHS	100
ALSH-B	64
ALSH-C	65
ALSH-D	66
ALSH-DC	67
AMNPT	223
APS	174
BB	169
BC2	220
BC4	221
BC6	220
BCAL	97
BCAP	231
BCCF	280
BCRT	281
BCWF	280
BCYL	281
BE	259
BEN	161
BHAS-SS	113
BHN	236
BHS	173
BHYA	231
BR-A	20
BR-B	21

Series	Page
BR-C	22
BR-D	23
BR-DC	26
BR-DP	27
BR-E	24
BR-F	25
BRGHT	234
BRGHT-FEM	234
BRGHT-M	234
BRNPS	235
BRNPS-FEM	235
BRNPS-M	235
BUNA-N GASKET	101
BUNA-40BSO	133
BUNA-40IH	132
BUNA-40MPU	129
BUNA-40MPUW	129
BW-ALB	69
BW-ALF	68
BW-SSB	73
BW-SSF	72
CCAL	248
CCFL	248
CCFLVC	249
CCG	249
CGDP	93
CHC-CA	247
CHC-VS	247
CMCB	284
CMCW	284
CPCS	211
CPSS	212
CPT	212
CRF-CS	181-182
CRF-SS	128, 183
CRFHD-CS	246
CRN	158
CRN-SS	158
CRS-AL	188
CRS-CS	186-187, 246
CRS-CS (Short Length)	191-192
CRS-SS	189-190
CSPF	290
CSRF	291
CSRFTHD	292
CUFF	284
CVG	249
DA45-A	80

Series	Page
DA90-A	80
DAP	92
DB	213
DBS	119
DC90-AL	82
DD-AL	81
DD-SS	88
DD90-AL	81
DHM-AL	253
DHM-SS	253
DI-C	62
DI-E	63
DMHN	233
DMNPT	223
DOT-BRBH	273
DOT-BRFC	269
DOT-BRMBTS	272
DOT-BRMC	269
DOT-BRME45S	271
DOT-BRME90	270
DOT-BRME90S	270
DOT-BRMRTS	272
DOT-BRUN	273
DOT-BRUNE90	274
DOT-BRUNT	274
DPHDS	119
EPDM GASKET	101
EPDM-40MPE	130
FBS-SS	120
FCAL	97
FE	260
FHE	259
FHNST	170
FHNST-F	170
FHNST-M	170
FHW	171
FILS-SS	121
FKM-40IV	132
FKM-40MPSFY	130
FKM-40MPSFYW	130
FL-AL-A	83
FL-AL-D	83
FMHN	232
FNS	175
FV	279
GBCUFF	284
GDS	219
GEC-B/GEC-E	250
GEC-QRB/GEC-QRE	250

Series	Page
GEG-BUNA	251
GEG-EPDM	251
GEN	160, 252
GHG	237
GJ	216
GJF	218
GJM	216
GJN	217
GJS	217
GMS	218
GRA	52
GRB	53
GRC	54
GRD	55
GRDC	58
GRDP	59
GRE	56
GRF	57
GRN	165
HA BRASS	104
HA POLY	278
HA ST-STL	104
HC	261
HCLG	293
HCLG-BLADE	293
HCMD	293
HCMD-BLADE	293
HCRCT	293
HCRCT-BLADE	293
HDAL-A	12
HDAL-B	13
HDAL-C	14
HDAL-D	15
HDAL-DC	18
HDAL-DP	19
HDAL-E	16
HDAL-F	17
HE	258
HEX-SPN	162
HEX-STN	162
HNS	124
HTDRF	286
HTDRU	287
HTSRF	285
HUB206	245
HUS	244
HUT100	242
HUT200	242
HUT206	242
HUT400	243

Because we continually examine ways to improve our products, we reserve the right to alter specifications or discontinue products without prior notice.



Series	Page
HUT602	243
HUT1002	244
HUT1502	244
HW	171
HYD	237
KAS-C	94
KAS-E	94
KBC	205
KBC-CS	205
KLOC-SS-B	99
KLOC-SS-C	98
KLOC-SS-D	99
KLOC-SS-DC	98
KLOC-SSHA	105
KSS-E	95
LHS	173
MBS-SS	120
ME	260
MILS-SS	121
NBR-LF	103
NH-AL	255
NH-BR	255
NW	103
POFFIV	267
POFFJS	265
POFFP	262
POFFPS	263
POFFSA	265
POFMD	264
POFMIV	267
POFMJS	266
POFMP	262
POFMPE	264
POFMPS	263
POFMSA	266
PPA	44
PPA90	90
PPB	45
PPBV	278
PPC	46
PPC90	89
PPD	47
PPDC	50
PPDP	51
PPE	48
PPF	49
PPF90	90
PPN	165
PPS	174
PTFE-40MPG	131

Series	Page
Q-AL	254
Q-BR	254
QDAC-FC	276
QDAC-HC	276
QDAC-MC	276
QDAP-FP	277
QDAP-HP	277
QDAP-MP	277
Q-PI	254
RDA-A	79
RDA-B	85
RDA-SPA	79
RDA-SS	87
RHAS-SS	114
RHS	172
SA-A	84
SA-B	84
SA-SS	86
SB-AL	256
SB-BR	256
SBG	257
SCAL-C	96
SCAL-E	96
SCF-SS	126-127
SCSS	105
SDBC	204
SDBC-SS	204
SDBCR	205
SG	176
SHB	125
SHF	222
SHGJ	222
SHR	125
SHS	172
SIL-40MPX	131
SLA-45EL	154
SLA-90EL	154
SLA-BUNA	155
SLA-FH	153
SLA-FLF	153
SLA-FLM	153
SLA-FPLG	154
SLA-LV	155
SLA-MH	153
SLA-MPLG	154
SLA-SP	155
SLB-45EL	149
SLB-90EL	149
SLB-BUNA	152
SLB-CRFH	145

Series	Page
SLB-CRMH	145
SLB-FH	145
SLB-FLF	148
SLB-FLM	148
SLB-FMR	149
SLB-FP	147
SLB-FPLG	148
SLB-LR	146
(Locking Lever)	
SLB-LR	146
(Locking Ring)	
SLB-LV	152
SLB-MH	145
SLB-MP	147
SLB-MPLG	147
SLB-MRHS	150
SLB-MSHS	150
SLB-PCF	146
SLB-PCM	146
SLB-SP	152
SLB-TMFF	151
SLB-TMFM	151
SLB-YFMM	151
SLB-YMFF	150
SLV-DRP	282
SLV-NDH	283
SLV-VAP	283
SLV-VLT	283
SPHDS	119
SPHM	166
SPILC	123
SPN	159
SPRN	159
SRG	257
SS-A	28
SS-B	29
SS-C	30
SS-D	31
SS-DC	34
SS-DP	35
SS-E	32
SS-F	33
SS304-A	36
SS304-B	37
SS304-C	38
SS304-D	39
SS304-DC	42
SS304-DP	43
SS304-E	40
SS304-F	41
SSHM	166

Series	Page
SSHW	123
SSN	164
SSN-304	164
STBC-SS	208-209
STBC-CS	210
STN	160
SW	230
SW-ALA	70
SW-ALD	71
SW-SSA	74
SW-SSD	75
SWDA	229
SWHA	229
SWLA	229
SWU	230
TBC-SS	206
TBC-SSC	207
TBN	163
TCDA	91
TCDC	91
TCDD	91
TCFPS-SS	116
TCG	103
TCMPS-SS	115
TCS-SS	112
TCSC-SS	124
TCWL-SS	117
TCWS-SS	118
TES-SS	122
THS	173
TSHW	123
TWC	259
USCL	257, 261
VITON GASKET	101
VRP-A	92
VRP-P	92
VRP-PROBE	93
VTE	228
WC	224
WGC-CS	197
WGC-CSHD	199
WGC-CT	202-203
WGC-MCS	201
WGC-MSS	201
WGC-SS	198
WGC-SSHD	200
WN GASKET	102
WNIT	102
WS	224

Because we continually examine ways to improve our products, we reserve the right to alter specifications or discontinue products without prior notice.

## KOA COUPLINGS

Kuriyama is pleased to introduce the first edition of our consolidated couplings and accessories product line catalog, under the KOA Couplings brand. This catalog combines our standard hose coupling product line with our multiple coupling product line extensions, to bring you one of the broadest industrial hose coupling product ranges in the industry.

As a component of The Kuriyama Value, it is our mission to complement our hose offering through the expansion of our coupling line, through high-quality product line additions such as our Sphere-Lock™ Ball and Socket Couplings and 3-A RPSCQC certified Sanitary Fittings.




## A BRAND WITH HISTORY

The KOA Couplings brand is a tribute to our decades-long history of designing, developing and producing a broad range of high-quality camlocks and other hose couplings.

This history dates back to the years shortly following Kuriyama of America's founding in 1968, at which time our hose and coupling products were often marketed under Kuriyama of America's acronym of "KOA". The KOA Couplings brand name is a recognition of how our dedication to offering reliable, high-quality couplings is still every bit as true today as it was back then.

Kuriyama takes the reputation of our couplings as seriously as we take the reputation of our hose and tubing, steadfastly refusing to compromise on quality, in order to ensure our customers the safety and peace of mind that accompanies the use of KOA Couplings products.



Because we continually examine ways to improve our products, we reserve the right to alter specifications or discontinue products without prior notice.

# CAMLOCKS



## Index

	304 Stainless Steel 304-A..... 36		Aluminum AL-A..... 12
	304 Stainless Steel 304-B..... 37		Aluminum AL-B..... 13
	304 Stainless Steel 304-C..... 38		Aluminum AL-C..... 14
	304 Stainless Steel 304-D..... 39		Aluminum AL-D..... 15
	304 Stainless Steel 304-E ..... 40		Aluminum AL-E ..... 16
	304 Stainless Steel 304-F ..... 41		Aluminum AL-F ..... 17
	304 Stainless Steel 304-DC..... 42		Aluminum AL-DC..... 18
	304 Stainless Steel 304-DP..... 43		Aluminum AL-DP..... 19
	316 Stainless Steel SS-A ..... 28		Brass BR-A..... 20
	316 Stainless Steel SS-B ..... 29		Brass BR-B..... 21
	316 Stainless Steel SS-C ..... 30		Brass BR-C..... 22
	316 Stainless Steel SS-D ..... 31		Brass BR-D..... 23
	316 Stainless Steel SS-E ..... 32		Brass BR-E..... 24
	316 Stainless Steel SS-F ..... 33		Brass BR-F ..... 25
	316 Stainless Steel SS-DC..... 34		Brass BR-DC ..... 26
	316 Stainless Steel SS-DP..... 35		Brass BR-DP..... 27

Because we continually examine ways to improve our products, we reserve the right to alter specifications or discontinue products without prior notice.



**Index**

	Polypropylene PPA ..... 44		EZ-Seal™ AL-CLF ..... 60
	Polypropylene PPB ..... 45		EZ-Seal™ AL-ELF ..... 61
	Polypropylene PPC ..... 46		Ductile Iron DI-C ..... 62
	Polypropylene PPD ..... 47		Ductile Iron DI-E ..... 63
	Polypropylene PPE ..... 48		ALSH Aluminum ALSH-B ..... 64
	Polypropylene PPF ..... 49		ALSH Aluminum ALSH-C ..... 65
	Polypropylene PPDC ..... 50		ALSH Aluminum ALSH-D ..... 66
	Polypropylene PPDP ..... 51		ALSH Aluminum ALSH-DC ..... 67
	Nylon GRA ..... 52		Weld Aluminum BW-ALF ..... 68
	Nylon GRB ..... 53		Weld Aluminum BW-ALB ..... 69
	Nylon GRC ..... 54		Weld Aluminum SW-ALA ..... 70
	Nylon GRD ..... 55		Weld Aluminum SW-ALD ..... 71
	Nylon GRE ..... 56		Weld 316 Stainless BW-SSF ..... 72
	Nylon GRF ..... 57		Weld 316 Stainless BW-SSB ..... 73
	Nylon GRDC ..... 58		Weld 316 Stainless SW-SSA ..... 74
	Nylon GRDP ..... 59		Weld 316 Stainless SW-SSD ..... 75

Because we continually examine ways to improve our products, we reserve the right to alter specifications or discontinue products without prior notice.

# Tri-Couple™

The Three-in-One Coupling Solution

**One Coupling for Ferrules, Sleeves, & Clamps!**

**Premium Quality Fitting Design!**


**Lower Inventory Costs!**



Because we continually examine ways to improve our products, we reserve the right to alter specifications or discontinue products without prior notice.

Kuriyama's  
**Tri-Couple™**  
System

**3 IN 1**



Look for this icon →   
It designates a Tri-Couple fitting in product tables

**FEATURES & BENEFITS**

- Unique Tri-Couple™ fitting design eliminates the need for separate fittings when using clamps, sleeves or ferrules.
- Same great quality Kuriyama couplings redesigned for maximum inventory control.
- Available in Aluminum, ALSH, Brass, 316 Stainless Steel, 304 Stainless Steel, and Ductile Iron.
- Tri-Couple design also available on our interlocking crimp nipples.
- Select sizes available up to 6".

Because we continually examine ways to improve our products, we reserve the right to alter specifications or discontinue products without prior notice.



## AL-A Series (Aluminum Part A)

### Male Coupler X Female NPT

#### GENERAL APPLICATIONS

Kuriyama Camlock Couplings are intended for use in many industrial applications. To learn more, please refer to pages 296-297 in this catalog.

#### FEATURES AND ADVANTAGES

- High quality design made to withstand rigorous applications found in industrial markets.
- Kuriyama offers two 8" coupling styles in aluminum.\*
- Aluminum alloy specially designed for high tensile strength and impact resistance.

#### MATERIAL SPECIFICATIONS

- ASTM aluminum alloy.
- Complies with Mil-Spec A-A-59326 for interchangeability in relevant sizes.

#### VIEW ONLINE



SCAN FOR INFO  
or visit  
[KOA.link/AL-A](http://KOA.link/AL-A)

Part Number	Coupler Size (in)	Thread Size NPT (in)	PSI Rating at 70°F	ASTM Specification	Weight Each (lbs)	Standard Carton
AL-A050	1/2	1/2	250	B211 Grade 6063	0.10	100
AL-A075	3/4	3/4	250	B85 Grade 383	0.13	50
AL-A100	1	1	250	B85 Grade 383	0.12	70
AL-A125	1 1/4	1 1/4	250	B108-92 356	0.20	40
AL-A150	1 1/2	1 1/2	250	B85 Grade 383	0.28	30
AL-A200	2	2	250	B85 Grade 383	0.38	40
AL-A2015	2	1 1/2	250	B26, Grade 713	0.44	40
AL-A2030	2	3	250	B26, Grade 713	0.75	24
AL-A250	2 1/2	2 1/2	150	B85 Grade 383	0.58	50
AL-A300	3	3	150	B85 Grade 383	0.70	35
AL-A3020	3	2	150	B26, Grade 713	0.88	36
AL-A3040	3	4	150	B26, Grade 713	1.37	18
AL-A400	4	4	150	B85 Grade 383	1.58	20
AL-A4030	4	3	150	B26, Grade 713	1.61	12
AL-A500	5	5	75	B108-92 356	1.74	4
AL-A600	6	6	75	B85 Grade 383	2.95	15
AL-A800*	8	8	50	B108-92 356	7.58	2
AL-A1000	10	10	50	B26, Grade 713	9.88	2
HDAL-A801*	8	8	50	B26, Grade 713	9.48	2

\* **DETERMINING 8" COUPLING STYLE** To determine which version you need, please measure the outside diameter of the male coupling. If the measurement is less than 9" it is our **AL-A800**. If the measurement is more than 9" it is our **HDAL-A801**.

Because we continually examine ways to improve our products, we reserve the right to alter specifications or discontinue products without prior notice.



## AL-B Series (Aluminum Part B) Female Coupler X Male NPT

### GENERAL APPLICATIONS

Kuriyama Camlock Couplings are intended for use in many industrial applications. To learn more, please refer to pages 296-297 in this catalog.

### FEATURES AND ADVANTAGES

- High quality design to withstand rigorous applications found in industrial markets.
- Kuriyama offers two 8" coupling styles in aluminum.\*
- Aluminum alloy specially designed for high tensile strength and impact resistance.
- Supplied with forged brass handles which results in less wear on connecting parts.
- 8" & 10" sizes supplied with four brass handles.

### VIEW ONLINE



SCAN FOR INFO  
or visit  
[KOA.link/AL-B](http://KOA.link/AL-B)


### MATERIAL SPECIFICATIONS

- ASTM aluminum alloy.
- Complies with Mil-Spec A-A-59326 for interchangeability in relevant sizes.
- Forged brass handles.
- Zinc-plated carbon steel handle pins, pull rings and safety clips.
- Buna-N gasket included.

Part Number	Coupler Size (in)	Thread Size NPT (in)	PSI Rating at 70°F	ASTM Specification	Weight Each (lbs)	Standard Carton
AL-B050	1/2	1/2	250	B108-92 356	0.18	100
AL-B075	3/4	3/4	250	B85 Grade 383	0.24	50
AL-B100	1	1	250	B85 Grade 383	0.36	30
AL-B125	1 1/4	1 1/4	250	B108-92 356	0.62	45
AL-B150	1 1/2	1 1/2	250	B85 Grade 383	0.70	30
AL-B200	2	2	250	B85 Grade 383	0.86	50
AL-B2015	2	1 1/2	250	B85 Grade 383	0.84	24
AL-B2030	2	3	250	B85 Grade 383	1.43	12
AL-B250	2 1/2	2 1/2	150	B85 Grade 383	1.02	40
AL-B300	3	3	150	B85 Grade 383	1.56	25
AL-B3020	3	2	150	B85 Grade 383	1.57	12
AL-B3040	3	4	150	B85 Grade 383	2.45	18
AL-B400	4	4	150	B85 Grade 383	2.42	25
AL-B4030	4	3	150	B85 Grade 383	2.31	10
AL-B500	5	5	75	B108-92 356	3.34	4
AL-B600	6	6	75	B85 Grade 383	4.98	10
AL-B800*	8	8	50	B108-92 356	8.03	2
AL-B1000	10	10	50	B26, Grade 713	12.13	2
HDAL-B801*	8	8	50	B26, Grade 713	10.54	2

\* **DETERMINING 8" COUPLING STYLE** To determine which version you need, please measure the outside diameter of the male coupling. If the measurement is less than 9" it is our **AL-B800**. If the measurement is more than 9" it is our **HDAL-B801**.

Because we continually examine ways to improve our products, we reserve the right to alter specifications or discontinue products without prior notice.



## AL-C Series (Aluminum Part C)

### Female Coupler X Hose Shank

#### GENERAL APPLICATIONS

Kuriyama Camlock Couplings are intended for use in many industrial applications. To learn more, please refer to pages 296-297 in this catalog.

#### FEATURES AND ADVANTAGES

- High quality design made to withstand rigorous applications found in industrial markets.
- Tri-Couple™ design available in 1 1/2", 2", 2 1/2", 3", 4", 6" sizes.
- Hose shanks especially designed for easy assembly with Tigerflex™ type hoses.
- Kuriyama offers two 8" coupling styles in aluminum.\*
- Aluminum alloy specially designed for high tensile strength and impact resistance.
- Supplied with forged brass handles which results in less wear on connecting parts.
- 8" & 10" sizes supplied with four brass handles.

#### VIEW ONLINE









SCAN FOR INFO  
or visit  
[KOA.link/AL-C](http://KOA.link/AL-C)



#### MATERIAL SPECIFICATIONS

- ASTM aluminum alloy.
- Complies with Mil-Spec A-A-59326 for interchangeability in relevant sizes.
- Forged brass handles.
- Zinc-plated carbon steel handle pins, pull rings and safety clips.
- Buna-N gasket included.

Part Number	Coupler Size (in)	Shank Size (in)	PSI Rating at 70°F	ASTM Specification	Weight Each (lbs)	Standard Carton
AL-C050	1/2	1/2	250	B108-92 356	0.20	100
AL-C075	3/4	3/4	250	B85 Grade 383	0.26	50
AL-C100	1	1	250	B85 Grade 383	0.42	60
AL-C125	1 1/4	1 1/4	250	B108-92 356	0.68	35
 AL-C150	1 1/2	1 1/2	250	B85 Grade 383	0.74	30
 AL-C200	2	2	250	B85 Grade 383	0.98	40
AL-C2015	2	1 1/2	250	B85 Grade 383	0.93	40
 AL-C250	2 1/2	2 1/2	150	B85 Grade 383	1.28	30
 AL-C300	3	3	150	B85 Grade 383	2.20	15
AL-C3020	3	2	150	B85 Grade 383	1.74	9
AL-C3025	3	2 1/2	150	B85 Grade 383	1.59	9
AL-C3040	3	4	150	B85 Grade 383	2.29	6
 AL-C400	4	4	150	B85 Grade 383	3.16	15
AL-C4030	4	3	150	B85 Grade 383	2.94	8
AL-C500	5	5	75	B108-92 356	3.88	4
 AL-C600	6	6	75	B85 Grade 383	7.70	6
AL-C800*	8	8	50	B108-92 356	10.83	1
AL-C1000	10	10	50	B26, Grade 713	16.67	1
HDAL-C801*	8	8	50	B26, Grade 713	12.58	1

 Designates Tri-Couple fitting

\* **DETERMINING 8" COUPLING STYLE** To determine which version you need, please measure the outside diameter of the male coupling. If the measurement is less than 9" it is our **AL-C800**. If the measurement is more than 9" it is our **HDAL-C801**.

Because we continually examine ways to improve our products, we reserve the right to alter specifications or discontinue products without prior notice.



## AL-D Series (Aluminum Part D)

### Female Coupler X Female NPT

#### GENERAL APPLICATIONS

Kuriyama Camlock Couplings are intended for use in many industrial applications. To learn more, please refer to pages 296-297 in this catalog.

#### FEATURES AND ADVANTAGES

- High quality design to withstand rigorous applications found in industrial markets.
- Kuriyama offers two 8" coupling styles in aluminum.\*
- Aluminum alloy specially designed for high tensile strength and impact resistance.
- Supplied with forged brass handles which results in less wear on connecting parts.
- 8" & 10" sizes supplied with four brass handles.

#### MATERIAL SPECIFICATIONS

- ASTM aluminum alloy.
- Complies with Mil-Spec A-A-59326 for interchangeability in relevant sizes.
- Forged brass handles.
- Zinc-plated carbon steel handle pins, pull rings and safety clips.
- Buna-N gasket included.

#### VIEW ONLINE




SCAN FOR INFO  
or visit  
[KOA.link/AL-D](http://KOA.link/AL-D)

Part Number	Coupler Size (in)	Thread Size NPT (in)	PSI Rating at 70°F	ASTM Specification	Weight Each (lbs)	Standard Carton
AL-D050	1/2	1/2	250	B108-92 356	0.18	100
AL-D075	3/4	3/4	250	B85 Grade 383	0.22	50
AL-D100	1	1	250	B85 Grade 383	0.42	30
AL-D125	1 1/4	1 1/4	250	B108-92 356	0.68	40
AL-D150	1 1/2	1 1/2	250	B85 Grade 383	0.80	30
AL-D200	2	2	250	B85 Grade 383	0.92	40
AL-D2015	2	1 1/2	250	B85 Grade 383	0.88	24
AL-D250	2 1/2	2 1/2	150	B85 Grade 383	1.18	35
AL-D300	3	3	150	B85 Grade 383	1.80	20
AL-D3020	3	2	150	B85 Grade 383	1.65	12
AL-D400	4	4	150	B85 Grade 383	2.16	10
AL-D4030	4	3	150	B85 Grade 383	2.49	8
AL-D500	5	5	75	B108-92 356	3.42	4
AL-D600	6	6	75	B85 Grade 383	4.24	10
AL-D800*	8	8	50	B108-92 356	9.50	2
AL-D1000	10	10	50	B26, Grade 713	12.52	2
HDAL-D801*	8	8	50	B26, Grade 713	11.77	2

**\* DETERMINING 8" COUPLING STYLE** To determine which version you need, please measure the outside diameter of the male coupling. If the measurement is less than 9" it is our **AL-D800**. If the measurement is more than 9" it is our **HDAL-D801**.

Because we continually examine ways to improve our products, we reserve the right to alter specifications or discontinue products without prior notice.



## AL-E Series (Aluminum Part E)

### Male Coupler X Hose Shank

#### GENERAL APPLICATIONS

Kuriyama Camlock Couplings are intended for use in many industrial applications. To learn more, please refer to pages 296-297 in this catalog.

#### FEATURES AND ADVANTAGES

- High quality design made to withstand rigorous applications found in industrial markets.
- Tri-Couple™ design available in 1 1/2", 2", 2 1/2", 3", 4", 6" sizes.
- Hose shanks especially designed for easy assembly with Tigerflex™ type hoses.
- Kuriyama offers two 8" coupling styles in aluminum.\*
- Aluminum alloy specially designed for high tensile strength and impact resistance.

#### VIEW ONLINE









SCAN FOR INFO  
or visit  
[KOA.link/AL-E](http://KOA.link/AL-E)



#### MATERIAL SPECIFICATIONS

- ASTM aluminum alloy.
- Complies with Mil-Spec A-A-59326 for interchangeability in relevant sizes.

Part Number	Coupler Size (in)	Shank Size (in)	PSI Rating at 70°F	ASTM Specification	Weight Each (lbs)	Standard Carton
AL-E050	1/2	1/2	250	B211 Grade 6063	0.08	100
AL-E075	3/4	3/4	250	B85 Grade 383	0.11	50
AL-E100	1	1	250	B85 Grade 383	0.20	50
AL-E125	1 1/4	1 1/4	250	B108-92 356	0.26	30
 AL-E150	1 1/2	1 1/2	250	B85 Grade 383	0.38	40
 AL-E200	2	2	250	B85 Grade 383	0.60	50
AL-E2015	2	1 1/2	250	B85 Grade 383	0.64	50
 AL-E250	2 1/2	2 1/2	150	B85 Grade 383	0.86	20
 AL-E300	3	3	150	B85 Grade 383	1.32	18
AL-E3020	3	2	150	B85 Grade 383	1.12	12
AL-E3025	3	2 1/2	150	B85 Grade 383	1.30	12
AL-E3040	3	4	150	B85 Grade 383	1.90	8
 AL-E400	4	4	150	B85 Grade 383	2.10	20
AL-E4030	4	3	150	B85 Grade 383	2.03	18
AL-E500	5	5	75	B108-92 356	3.56	4
 AL-E600	6	6	75	B85 Grade 383	6.16	6
AL-E800*	8	8	50	B108-92 356	7.73	2
AL-E1000	10	10	50	B26, Grade 713	12.90	1
HDAL-E801*	8	8	50	B26, Grade 713	9.75	2

 Designates Tri-Couple fitting

#### \* DETERMINING 8" COUPLING STYLE

To determine which version you need, please measure the outside diameter of the male coupling. If the measurement is less than 9" it is our **AL-E800**. If the measurement is more than 9" it is our **HDAL-E801**.

Because we continually examine ways to improve our products, we reserve the right to alter specifications or discontinue products without prior notice.



## AL-F Series (Aluminum Part F) Male Coupler X Male NPT

### GENERAL APPLICATIONS

Kuriyama Camlock Couplings are intended for use in many industrial applications. To learn more, please refer to pages 296-297 in this catalog.

### FEATURES AND ADVANTAGES

- High quality design made to withstand rigorous applications found in industrial markets.
- Kuriyama offers two 8" coupling styles in aluminum.\*
- Aluminum alloy specially designed for high tensile strength and impact resistance.

### MATERIAL SPECIFICATIONS

- ASTM aluminum alloy.
- Complies with Mil-Spec A-A-59326 for interchangeability in relevant sizes.

VIEW ONLINE



SCAN FOR INFO  
or visit  
[KOA.link/AL-F](http://KOA.link/AL-F)

Part Number	Coupler Size (in)	Thread Size NPT (in)	PSI Rating at 70°F	ASTM Specification	Weight Each (lbs)	Standard Carton
AL-F050	1/2	1/2	250	B211 Grade 6063	0.14	100
AL-F075	3/4	3/4	250	B85 Grade 383	0.16	50
AL-F100	1	1	250	B85 Grade 383	0.20	45
AL-F125	1 1/4	1 1/4	250	B108-92 356	0.34	30
AL-F150	1 1/2	1 1/2	250	B85 Grade 383	0.46	50
AL-F200	2	2	250	B85 Grade 383	0.68	60
AL-F2015	2	1 1/2	250	B85 Grade 383	0.64	40
AL-F2030	2	3	250	B85 Grade 383	1.06	20
AL-F250	2 1/2	2 1/2	150	B85 Grade 383	0.96	30
AL-F300	3	3	150	B85 Grade 383	1.30	20
AL-F3020	3	2	150	B85 Grade 383	0.86	24
AL-F3040	3	4	150	B85 Grade 383	1.78	25
AL-F400	4	4	150	B85 Grade 383	2.32	25
AL-F4030	4	3	150	B85 Grade 383	1.57	18
AL-F500	5	5	75	B108-92 356	2.94	4
AL-F600	6	6	75	B85 Grade 383	3.92	10
AL-F800*	8	8	50	B108-92 356	7.94	2
AL-F1000	10	10	50	B26, Grade 713	10.58	2
HDAL-F801*	8	8	50	B26, Grade 713	9.95	2

\* **DETERMINING 8" COUPLING STYLE** To determine which version you need, please measure the outside diameter of the male coupling. If the measurement is less than 9" it is our **AL-F800**. If the measurement is more than 9" it is our **HDAL-F801**.

Because we continually examine ways to improve our products, we reserve the right to alter specifications or discontinue products without prior notice.



## AL-DC Series (Aluminum Part DC) Dust Cap

**VIEW ONLINE**



SCAN FOR INFO  
or visit  
[KOA.link/AL-DC](https://KOA.link/AL-DC)

### GENERAL APPLICATIONS

Kuriyama Camlock Couplings are intended for use in many industrial applications. To learn more, please refer to pages 296-297 in this catalog.

### FEATURES AND ADVANTAGES

- High quality design made to withstand rigorous applications found in industrial markets.
- Kuriyama offers two 8" coupling styles in aluminum.\*
- Aluminum alloy specially designed for high tensile strength and impact resistance.
- Supplied with forged brass handles which results in less wear on connecting parts.
- 8" & 10" sizes supplied with four brass handles.

### MATERIAL SPECIFICATIONS

- ASTM aluminum alloy.
- Complies with Mil-Spec A-A-59326 for interchangeability in relevant sizes.
- Forged brass handles.
- Zinc-plated carbon steel handle pins, pull rings and safety clips.
- Buna-N gasket included.

Part Number	Size (in)	PSI Rating at 70°F	ASTM Specification	Weight Each (lbs)	Standard Carton
AL-DC050	1/2	250	B108-92 356	0.18	100
AL-DC075	3/4	250	B85 Grade 383	0.22	50
AL-DC100	1	250	B85 Grade 383	0.34	40
AL-DC125	1 1/4	250	B108-92 356	0.58	25
AL-DC150	1 1/2	250	B85 Grade 383	0.64	40
AL-DC200	2	250	B85 Grade 383	0.80	60
AL-DC250	2 1/2	150	B85 Grade 383	0.94	50
AL-DC300	3	150	B85 Grade 383	1.44	30
AL-DC400	4	150	B85 Grade 383	2.34	15
AL-DC500	5	75	B108-92 356	3.06	4
AL-DC600	6	75	B85 Grade 383	4.66	6
AL-DC800*	8	50	B108-92 356	9.04	4
AL-DC1000	10	50	B26, Grade 713	12.54	3
HDAL-DC801*	8	50	B26, Grade 713	10.63	4

\* **DETERMINING 8" COUPLING STYLE** To determine which version you need, please measure the outside diameter of the male coupling. If the measurement is less than 9" it is our **AL-DC800**. If the measurement is more than 9" it is our **HDAL-DC801**.

Because we continually examine ways to improve our products, we reserve the right to alter specifications or discontinue products without prior notice.



## AL-DP Series (Aluminum Part DP) Dust Plug

### GENERAL APPLICATIONS

Kuriyama Camlock Couplings are intended for use in many industrial applications. To learn more, please refer to pages 296-297 in this catalog.

### FEATURES AND ADVANTAGES

- High quality design made to withstand rigorous applications found in industrial markets.
- Kuriyama offers two 8" coupling styles in aluminum.\*
- Aluminum alloy specially designed for high tensile strength and impact resistance.

### MATERIAL SPECIFICATIONS

- ASTM aluminum alloy.
- Complies with Mil-Spec A-A-59326 for interchangeability in relevant sizes.

#### VIEW ONLINE



SCAN FOR INFO  
or visit  
[KOA.link/AL-DP](https://KOA.link/AL-DP)

Part Number	Size (in)	PSI Rating at 70°F	ASTM Specification	Weight Each (lbs)	Standard Carton
AL-DP050	1/2	250	B211 Grade 6063	0.07	100
AL-DP075	3/4	250	B85 Grade 383	0.08	50
AL-DP100	1	250	B85 Grade 383	0.10	80
AL-DP125	1 1/4	250	B108-92 356	0.18	50
AL-DP150	1 1/2	250	B85 Grade 383	0.25	50
AL-DP200	2	250	B85 Grade 383	0.38	60
AL-DP250	2 1/2	150	B85 Grade 383	0.54	40
AL-DP300	3	150	B85 Grade 383	0.74	50
AL-DP400	4	150	B85 Grade 383	1.22	25
AL-DP500	5	75	B108-92 356	1.46	4
AL-DP600	6	75	B85 Grade 383	2.53	20
AL-DP800	8	50	B108-92 356	4.04	6
AL-DP1000	10	50	B26, Grade 713	5.36	4
HDAL-DP801*	8	50	B26, Grade 713	5.00	6

\* **DETERMINING 8" COUPLING STYLE** To determine which version you need, please measure the outside diameter of the male coupling. If the measurement is less than 9" it is our **AL-DP800**. If the measurement is more than 9" it is our **HDAL-DP801**.

Because we continually examine ways to improve our products, we reserve the right to alter specifications or discontinue products without prior notice.



## BR-A Series (Brass Part A)

### Male Coupler X Female NPT

#### GENERAL APPLICATIONS

Kuriyama Camlock Couplings are intended for use in many industrial applications. To learn more, please refer to pages 296-297 in this catalog.

#### FEATURES AND ADVANTAGES

- High quality design made to withstand rigorous applications found in industrial markets.
- Brass alloy is specially designed for high tensile strength, impact resistance, and rigidity.

#### MATERIAL SPECIFICATIONS

- ASTM brass alloy.
- Complies with Mil-Spec A-A-59326 for interchangeability in relevant sizes.

#### VIEW ONLINE



SCAN FOR INFO  
or visit  
[KOA.link/BR-A](https://KOA.link/BR-A)

Part Number	Size (in)	PSI Rating at 70°F	ASTM Specification	Weight Each (lbs)	Standard Carton
BR-A050	1/2	250	B584 C85700	0.15	50
BR-A075	3/4	250	B584 C85700	0.24	25
BR-A100	1	250	B584 C85700	0.34	25
BR-A125	1 1/4	250	B584 C85700	0.66	36
BR-A150	1 1/2	250	B584 C85700	0.73	25
BR-A200	2	250	B584 C85700	0.86	20
BR-A250	2 1/2	150	B584 C85700	1.61	12
BR-A300	3	150	B584 C85700	1.72	8
BR-A400	4	150	B584 C85700	3.41	6
BR-A500	5	75	B584 C85700	4.85	4
BR-A600	6	75	B584 C85700	7.27	2

Because we continually examine ways to improve our products, we reserve the right to alter specifications or discontinue products without prior notice.



## BR-B Series (Brass Part B)

### Female Coupler X Male NPT

#### GENERAL APPLICATIONS

Kuriyama Camlock Couplings are intended for use in many industrial applications. To learn more, please refer to pages 296-297 in this catalog.

#### FEATURES AND ADVANTAGES

- High quality design made to withstand rigorous applications found in industrial markets.
- Brass alloy is specially designed for high tensile strength, impact resistance, and rigidity.
- Supplied with forged brass handles which results in less wear on connecting parts.
- 8" & 10" sizes supplied with four brass handles.

#### MATERIAL SPECIFICATIONS

- ASTM brass alloy.
- Complies with Mil-Spec A-A-59326 for interchangeability in relevant sizes.
- Forged brass handles.
- 304 stainless steel handle pins and pull rings.
- Zinc-plated carbon steel safety clips.
- Buna-N gasket included.


#### VIEW ONLINE



SCAN FOR INFO  
or visit  
[KOA.link/BR-B](https://KOA.link/BR-B)

Part Number	Size (in)	PSI Rating at 70°F	ASTM Specification	Weight Each (lbs)	Standard Carton
BR-B050	1/2	250	B584 C85700	0.36	50
BR-B075	3/4	250	B584 C85700	0.44	25
BR-B100	1	250	B584 C85700	0.66	25
BR-B125	1 1/4	250	B584 C85700	1.19	20
BR-B150	1 1/2	250	B584 C85700	1.21	20
BR-B200	2	250	B584 C85700	1.39	20
BR-B250	2 1/2	150	B584 C85700	1.87	12
BR-B300	3	150	B584 C85700	3.36	8
BR-B400	4	150	B584 C85700	4.19	6
BR-B500	5	75	B584 C85700	5.18	4
BR-B600	6	75	B584 C85700	8.25	2

Because we continually examine ways to improve our products, we reserve the right to alter specifications or discontinue products without prior notice.



## BR-C Series (Brass Part C)

### Female Coupler X Hose Shank

#### GENERAL APPLICATIONS

Kuriyama Camlock Couplings are intended for use in many industrial applications. To learn more, please refer to pages 296-297 in this catalog.

#### FEATURES AND ADVANTAGES

- High quality design made to withstand rigorous applications found in industrial markets.
- Tri-Couple™ design available in 1 1/2", 2", 3", 4" sizes.
- Brass alloy is specially designed for high tensile strength, impact resistance, and rigidity.
- Supplied with forged brass handles which results in less wear on connecting parts.

#### MATERIAL SPECIFICATIONS


- ASTM brass alloy.
- Complies with Mil-Spec A-A-59326 for interchangeability in relevant sizes.
- Forged brass handles.
- 304 stainless steel handle pins and pull rings.
- Zinc-plated carbon steel safety clips.
- Buna-N gasket included.





#### VIEW ONLINE



SCAN FOR INFO  
or visit  
[KOA.link/BR-C](http://KOA.link/BR-C)

**TRI-COUPLE**  
FITTING DESIGN



Part Number	Size (in)	PSI Rating at 70°F	ASTM Specification	Weight Each (lbs)	Standard Carton
BR-C050	1/2	250	B584 C85700	0.35	50
BR-C075	3/4	250	B584 C85700	0.53	25
BR-C100	1	250	B584 C85700	0.81	25
BR-C125	1 1/4	250	B584 C85700	1.23	20
 BR-C150	1 1/2	250	B584 C85700	1.32	20
 BR-C200	2	250	B584 C85700	1.72	20
BR-C250	2 1/2	150	B584 C85700	2.42	12
 BR-C300	3	150	B584 C85700	3.74	8
 BR-C400	4	150	B584 C85700	5.51	6
BR-C500	5	75	B584 C85700	7.27	4
BR-C600	6	75	B584 C85700	13.77	2

 Designates Tri-Couple fitting

Because we continually examine ways to improve our products, we reserve the right to alter specifications or discontinue products without prior notice.



## BR-D Series (Brass Part D)

### Female Coupler X Female NPT

#### GENERAL APPLICATIONS

Kuriyama Camlock Couplings are intended for use in many industrial applications. To learn more, please refer to pages 296-297 in this catalog.

#### FEATURES AND ADVANTAGES

- High quality design made to withstand rigorous applications found in industrial markets.
- Brass alloy is specially designed for high tensile strength, impact resistance, and rigidity.
- Supplied with forged brass handles which results in less wear on connecting parts.

#### MATERIAL SPECIFICATIONS

- ASTM brass alloy.
- Complies with Mil-Spec A-A-59326 for interchangeability in relevant sizes.
- Forged brass handles.
- 304 stainless steel handle pins and pull rings.
- Zinc-plated carbon steel safety clips.
- Buna-N gasket included.


VIEW ONLINE



SCAN FOR INFO  
or visit  
[KOA.link/BR-D](https://KOA.link/BR-D)

Part Number	Size (in)	PSI Rating at 70°F	ASTM Specification	Weight Each (lbs)	Standard Carton
BR-D050	1/2	250	B584 C85700	0.35	50
BR-D075	3/4	250	B584 C85700	0.51	25
BR-D100	1	250	B584 C85700	0.75	25
BR-D125	1 1/4	250	B584 C85700	1.12	20
BR-D150	1 1/2	250	B584 C85700	1.21	25
BR-D200	2	250	B584 C85700	1.43	25
BR-D250	2 1/2	150	B584 C85700	1.87	12
BR-D300	3	150	B584 C85700	3.13	8
BR-D400	4	150	B584 C85700	5.29	6
BR-D500	5	75	B584 C85700	5.62	4
BR-D600	6	75	B584 C85700	10.95	2

Because we continually examine ways to improve our products, we reserve the right to alter specifications or discontinue products without prior notice.



## BR-E Series (Brass Part E)

### Male Coupler X Hose Shank

#### GENERAL APPLICATIONS

Kuriyama Camlock Couplings are intended for use in many industrial applications. To learn more, please refer to pages 296-297 in this catalog.

#### FEATURES AND ADVANTAGES

- High quality design made to withstand rigorous applications found in industrial markets.
- Tri-Couple™ design available in 1 1/2", 2", 3", 4" sizes.
- Brass alloy specially designed for high tensile strength, impact resistance, and rigidity.

#### MATERIAL SPECIFICATIONS





- ASTM brass alloy.
- Complies with Mil-Spec A-A-59326 for interchangeability in relevant sizes.

#### VIEW ONLINE



SCAN FOR INFO  
or visit  
[KOA.link/BR-E](http://KOA.link/BR-E)



Part Number	Size (in)	PSI Rating at 70°F	ASTM Specification	Weight Each (lbs)	Standard Carton
BR-E050	1/2	250	B584 C85700	0.24	50
BR-E075	3/4	250	B584 C85700	0.36	25
BR-E100	1	250	B584 C85700	0.59	25
BR-E125	1 1/4	250	B584 C85700	0.75	25
 BR-E150	1 1/2	250	B584 C85700	1.01	25
 BR-E200	2	250	B584 C85700	1.54	20
BR-E250	2 1/2	150	B584 C85700	2.11	12
 BR-E300	3	150	B584 C85700	3.08	8
 BR-E400	4	150	B584 C85700	4.30	6
BR-E500	5	75	B584 C85700	7.60	4
BR-E600	6	75	B584 C85700	12.33	2

 Designates Tri-Couple fitting

Because we continually examine ways to improve our products, we reserve the right to alter specifications or discontinue products without prior notice.



## BR-F Series (Brass Part F)

### Male Coupler X Male NPT

#### GENERAL APPLICATIONS

Kuriyama Camlock Couplings are intended for use in many industrial applications. To learn more, please refer to pages 296-297 in this catalog.

#### FEATURES AND ADVANTAGES

- High quality design made to withstand rigorous applications found in industrial markets.
- Brass alloy specially designed for high tensile strength, impact resistance, and rigidity.

#### MATERIAL SPECIFICATIONS

- ASTM brass alloy.
- Complies with Mil-Spec A-A-59326 for interchangeability in relevant sizes.

VIEW ONLINE



SCAN FOR INFO  
or visit  
[KOA.link/BR-F](http://KOA.link/BR-F)

Part Number	Size (in)	PSI Rating at 70°F	ASTM Specification	Weight Each (lbs)	Standard Carton
BR-F050	1/2	250	B584 C85700	0.22	50
BR-F075	3/4	250	B584 C85700	0.33	25
BR-F100	1	250	B584 C85700	0.53	25
BR-F125	1 1/4	250	B584 C85700	0.66	25
BR-F150	1 1/2	250	B584 C85700	0.88	25
BR-F200	2	250	B584 C85700	1.08	20
BR-F250	2 1/2	150	B584 C85700	1.85	12
BR-F300	3	150	B584 C85700	2.42	8
BR-F400	4	150	B584 C85700	3.74	6
BR-F500	5	75	B584 C85700	4.63	4
BR-F600	6	75	B584 C85700	9.03	2

Because we continually examine ways to improve our products, we reserve the right to alter specifications or discontinue products without prior notice.



## BR-DC Series (Brass Part DC) Dust Cap

### GENERAL APPLICATIONS

Kuriyama Camlock Couplings are intended for use in many industrial applications. To learn more, please refer to pages 296-297 in this catalog.

### FEATURES AND ADVANTAGES

- High quality design made to withstand rigorous applications found in industrial markets.
- Brass alloy specially designed for high tensile strength, impact resistance, and rigidity.
- Supplied with forged brass handles which results in less wear on connecting parts.

### MATERIAL SPECIFICATIONS

- ASTM brass alloy.
- Complies with Mil-Spec A-A-59326 for interchangeability in relevant sizes.
- Forged brass handles.
- 304 stainless steel handle pins and pull rings.
- Zinc-plated carbon steel safety clips.
- Buna-N gasket included.

VIEW ONLINE



SCAN FOR INFO  
or visit

[KOA.link/BR-DC](http://KOA.link/BR-DC)

Part Number	Size (in)	PSI Rating at 70°F	ASTM Specification	Weight Each (lbs)	Standard Carton
BR-DC075	3/4	250	B584 C85700	0.66	50
BR-DC100	1	250	B584 C85700	0.95	25
BR-DC125	1 1/4	250	B584 C85700	1.04	20
BR-DC150	1 1/2	250	B584 C85700	1.32	25
BR-DC200	2	250	B584 C85700	2.05	20
BR-DC250	2 1/2	150	B584 C85700	2.20	12
BR-DC300	3	150	B584 C85700	3.96	8
BR-DC400	4	150	B584 C85700	4.74	6
BR-DC500	5	75	B584 C85700	5.59	4
BR-DC600	6	75	B584 C85700	10.66	2

Because we continually examine ways to improve our products, we reserve the right to alter specifications or discontinue products without prior notice.



## BR-DP Series *(Brass Part DP)* Dust Plug

### GENERAL APPLICATIONS

Kuriyama Camlock Couplings are intended for use in many industrial applications. To learn more, please refer to pages 296-297 in this catalog.

### FEATURES AND ADVANTAGES

- High quality design made to withstand rigorous applications found in industrial markets.
- Brass alloy specially designed for high tensile strength, impact resistance, and rigidity.

### MATERIAL SPECIFICATIONS

- ASTM brass alloy.
- Complies with Mil-Spec A-A-59326 for interchangeability in relevant sizes.

VIEW ONLINE



SCAN FOR INFO  
or visit  
[KOA.link/BR-DP](http://KOA.link/BR-DP)

Part Number	Size (in)	PSI Rating at 70°F	ASTM Specification	Weight Each (lbs)	Standard Carton
BR-DP075	3/4	250	B584 C85700	0.22	50
BR-DP100	1	250	B584 C85700	0.33	25
BR-DP125	1 1/4	250	B584 C85700	0.46	25
BR-DP150	1 1/2	250	B584 C85700	0.53	25
BR-DP200	2	250	B584 C85700	0.99	20
BR-DP250	2 1/2	150	B584 C85700	1.20	12
BR-DP300	3	150	B584 C85700	1.65	8
BR-DP400	4	150	B584 C85700	2.42	6
BR-DP500	5	75	B584 C85700	3.74	4
BR-DP600	6	75	B584 C85700	4.74	2

Because we continually examine ways to improve our products, we reserve the right to alter specifications or discontinue products without prior notice.



## SS-A Series (316 Stainless Part A)

### Male Coupler X Female NPT

#### GENERAL APPLICATIONS

Kuriyama Camlock Couplings are intended for use in many industrial applications. To learn more, please refer to pages 296-297 in this catalog.

#### FEATURES AND ADVANTAGES

- High quality design made to withstand rigorous applications found in industrial markets.
- Stainless steel alloy is analyzed on every melt, and specially designed for high tensile strength, rigidity, and impact resistance.

#### MATERIAL SPECIFICATIONS

- ASTM stainless steel alloy.
- Complies with Mil-Spec A-A-59326 for material and interchangeability in relevant sizes.

#### VIEW ONLINE



SCAN FOR INFO  
or visit  
[KOA.link/SS-A](https://KOA.link/SS-A)

Part Number	Size (in)	PSI Rating at 70°F	ASTM Specification	Weight Each (lbs)	Standard Carton
SS-A050	1/2	250	A666/316	0.20	50
SS-A075	3/4	250	A666/316	0.26	25
SS-A100	1	250	A666/316	0.34	25
SS-A125	1 1/4	250	A666/316	0.62	36
SS-A150	1 1/2	250	A666/316	0.80	25
SS-A200	2	250	A666/316	1.12	20
SS-A250	2 1/2	150	A666/316	1.76	12
SS-A300	3	150	A666/316	2.16	8
SS-A400	4	150	A666/316	2.88	6
SS-A500	5	75	A666/316	4.30	4
SS-A600	6	75	A666/316	6.00	2

Because we continually examine ways to improve our products, we reserve the right to alter specifications or discontinue products without prior notice.



## SS-B Series (316 Stainless Part B)

### Female Coupler X Male NPT

#### GENERAL APPLICATIONS

Kuriyama Camlock Couplings are intended for use in many industrial applications. To learn more, please refer to pages 296-297 in this catalog.

#### FEATURES AND ADVANTAGES

- High quality design to withstand rigorous applications found in industrial markets.
- Stainless steel alloy is analyzed on every melt, and specially designed for high tensile strength, rigidity, and impact resistance.

#### MATERIAL SPECIFICATIONS

- ASTM stainless steel alloy.
- Complies with Mil-Spec A-A-59326 for material and interchangeability in relevant sizes.
- 304 stainless steel handles, handle pins, pull rings, and safety clips.
- Buna-N gasket included.

VIEW ONLINE



SCAN FOR INFO  
or visit  
[KOA.link/SS-B](http://KOA.link/SS-B)

Part Number	Size (in)	PSI Rating at 70°F	ASTM Specification	Weight Each (lbs)	Standard Carton
SS-B050	1/2	250	A666/316	0.30	50
SS-B075	3/4	250	A666/316	0.42	25
SS-B100	1	250	A666/316	0.64	25
SS-B125	1 1/4	250	A666/316	1.32	20
SS-B150	1 1/2	250	A666/316	1.50	20
SS-B200	2	250	A666/316	1.92	20
SS-B250	2 1/2	150	A666/316	2.68	12
SS-B300	3	150	A666/316	3.20	8
SS-B400	4	150	A666/316	6.58	6
SS-B500	5	75	A666/316	6.80	4
SS-B600	6	75	A666/316	10.98	2

Because we continually examine ways to improve our products, we reserve the right to alter specifications or discontinue products without prior notice.



## SS-C Series (316 Stainless Part C)

### Female Coupler X Hose Shank

#### GENERAL APPLICATIONS

Kuriyama Camlock Couplings are intended for use in many industrial applications. To learn more, please refer to pages 296-297 in this catalog.

#### FEATURES AND ADVANTAGES

- High quality design made to withstand rigorous applications found in industrial markets.
- Tri-Couple™ design available in 1 1/2", 2", 3", 4" sizes.
- Stainless steel alloy is analyzed on every melt, and specially designed for high tensile strength, rigidity, and impact resistance.

#### MATERIAL SPECIFICATIONS

- ASTM stainless steel alloy.
- Complies with Mil-Spec A-A-59326 for material and interchangeability in relevant sizes.
- 304 stainless steel handles, handle pins, pull rings, and safety clips.
- Buna-N gasket included.





#### VIEW ONLINE



SCAN FOR INFO  
or visit  
[KOA.link/SS-C](http://KOA.link/SS-C)

**TRI-COUPLE**  
FITTING DESIGN



Part Number	Coupler Size (in)	Shank Size (in)	PSI Rating at 70°F	ASTM Specification	Weight Each (lbs)	Standard Carton
SS-C050	1/2	1/2	250	A666/316	0.30	50
SS-C075	3/4	3/4	250	A666/316	0.46	25
SS-C100	1	1	250	A666/316	0.74	25
SS-C125	1 1/4	1 1/4	250	A666/316	1.41	20
 SS-C150	1 1/2	1 1/2	250	A666/316	1.68	20
 SS-C200	2	2	250	A666/316	2.30	20
SS-C250	2 1/2	2 1/2	150	A666/316	3.10	12
 SS-C300	3	3	150	A666/316	4.12	8
SS-C3020	3	2	150	A666/316	3.65	6
 SS-C400	4	4	150	A666/316	6.98	6
SS-C500	5	5	75	A666/316	10.32	4
SS-C600	6	6	75	A666/316	14.55	2

 Designates Tri-Couple fitting

Because we continually examine ways to improve our products, we reserve the right to alter specifications or discontinue products without prior notice.



## SS-D Series (316 Stainless Part D)

### Female Coupler X Female NPT

#### GENERAL APPLICATIONS

Kuriyama Camlock Couplings are intended for use in many industrial applications. To learn more, please refer to pages 296-297 in this catalog.

#### FEATURES AND ADVANTAGES

- High quality design to withstand rigorous applications found in industrial markets.
- Stainless steel alloy is analyzed on every melt, and specially designed for high tensile strength, rigidity, and impact resistance.

#### MATERIAL SPECIFICATIONS

- ASTM stainless steel alloy.
- Complies with Mil-Spec A-A-59326 for material and interchangeability in relevant sizes.
- 304 stainless steel handles, handle pins, pull rings, and safety clips.
- Buna-N gasket included.

VIEW ONLINE



SCAN FOR INFO  
or visit  
[KOA.link/SS-D](https://KOA.link/SS-D)

Part Number	Size (in)	PSI Rating at 70°F	ASTM Specification	Weight Each (lbs)	Standard Carton
SS-D050	1/2	250	A666/316	0.40	50
SS-D075	3/4	250	A666/316	0.52	25
SS-D100	1	250	A666/316	0.74	25
SS-D125	1 1/4	250	A666/316	1.47	20
SS-D150	1 1/2	250	A666/316	1.52	25
SS-D200	2	250	A666/316	2.16	25
SS-D250	2 1/2	150	A666/316	3.12	12
SS-D300	3	150	A666/316	3.82	8
SS-D400	4	150	A666/316	5.14	6
SS-D500	5	75	A666/316	8.00	4
SS-D600	6	75	A666/316	10.06	2

Because we continually examine ways to improve our products, we reserve the right to alter specifications or discontinue products without prior notice.



## SS-E Series (316 Stainless Part E)

### Male Coupler X Hose Shank

#### GENERAL APPLICATIONS

Kuriyama Camlock Couplings are intended for use in many industrial applications. To learn more, please refer to pages 296-297 in this catalog.

#### FEATURES AND ADVANTAGES

- High quality design made to withstand rigorous applications found in industrial markets.
- Tri-Couple™ design available in 1 1/2", 2", 3", 4" sizes.
- Stainless steel alloy is analyzed on every melt, and specially designed for high tensile strength, rigidity, and impact resistance.

#### MATERIAL SPECIFICATIONS

- ASTM stainless steel alloy.
- Complies with Mil-Spec A-A-59326 for material and interchangeability in relevant sizes.





#### VIEW ONLINE



SCAN FOR INFO  
or visit  
[KOA.link/SS-E](https://KOA.link/SS-E)


**TRI-COUPLE**  
FITTING DESIGN



Part Number	Coupler Size (in)	Shank Size (in)	PSI Rating at 70°F	ASTM Specification	Weight Each (lbs)	Standard Carton
SS-E050	1/2	1/2	250	A666/316	0.25	50
SS-E075	3/4	3/4	250	A666/316	0.36	25
SS-E100	1	1	250	A666/316	0.60	25
SS-E125	1 1/4	1 1/4	250	A666/316	0.95	25
 SS-E150	1 1/2	1 1/2	250	A666/316	1.22	25
 SS-E200	2	2	250	A666/316	1.98	20
SS-E250	2 1/2	2 1/2	150	A666/316	2.64	12
 SS-E300	3	3	150	A666/316	3.90	8
SS-E3020	3	2	150	A666/316	3.15	6
 SS-E400	4	4	150	A666/316	6.38	6
SS-E500	5	5	75	A666/316	9.10	4
SS-E600	6	6	75	A666/316	13.49	2

 Designates Tri-Couple fitting

Because we continually examine ways to improve our products, we reserve the right to alter specifications or discontinue products without prior notice.



## SS-F Series (316 Stainless Part F)

### Male Coupler X Male NPT

#### GENERAL APPLICATIONS

Kuriyama Camlock Couplings are intended for use in many industrial applications. To learn more, please refer to pages 296-297 in this catalog.

#### FEATURES AND ADVANTAGES

- High quality design made to withstand rigorous applications found in industrial markets.
- Stainless steel alloy is analyzed on every melt, and specially designed for high tensile strength, rigidity, and impact resistance.

#### MATERIAL SPECIFICATIONS

- ASTM stainless steel alloy.
- Complies with Mil-Spec A-A-59326 for material and interchangeability in relevant sizes.

#### VIEW ONLINE



SCAN FOR INFO  
or visit  
[KOA.link/SS-F](http://KOA.link/SS-F)

Part Number	Size (in)	PSI Rating at 70°F	ASTM Specification	Weight Each (lbs)	Standard Carton
SS-F050	1/2	250	A666/316	0.30	50
SS-F075	3/4	250	A666/316	0.40	25
SS-F100	1	250	A666/316	0.56	25
SS-F125	1 1/4	250	A666/316	1.06	25
SS-F150	1 1/2	250	A666/316	1.28	25
SS-F200	2	250	A666/316	1.82	20
SS-F250	2 1/2	150	A666/316	2.68	12
SS-F300	3	150	A666/316	3.92	8
SS-F400	4	150	A666/316	6.32	6
SS-F500	5	75	A666/316	8.26	4
SS-F600	6	75	A666/316	11.27	2

Because we continually examine ways to improve our products, we reserve the right to alter specifications or discontinue products without prior notice.



## SS-DC Series (316 Stainless Part DC) Dust Cap

### GENERAL APPLICATIONS

Kuriyama Camlock Couplings are intended for use in many industrial applications. To learn more, please refer to pages 296-297 in this catalog.

### FEATURES AND ADVANTAGES

- High quality design made to withstand rigorous applications found in industrial markets.
- Stainless steel alloy is analyzed on every melt, and specially designed for high tensile strength, rigidity, and impact resistance.

### MATERIAL SPECIFICATIONS

- ASTM stainless steel alloy.
- Complies with Mil-Spec A-A-59326 for material and interchangeability in relevant sizes.
- 304 stainless steel handles, handle pins, pull rings, and safety clips.
- Buna-N gasket included.

VIEW ONLINE



SCAN FOR INFO

or visit

[KOA.link/SS-DC](https://KOA.link/SS-DC)

Part Number	Size (in)	PSI Rating at 70°F	ASTM Specification	Weight Each (lbs)	Standard Carton
SS-DC050	1/2	250	A666/316	0.25	50
SS-DC075	3/4	250	A666/316	0.36	25
SS-DC100	1	250	A666/316	0.54	25
SS-DC125	1 1/4	250	A666/316	1.30	20
SS-DC150	1 1/2	250	A666/316	1.46	25
SS-DC200	2	250	A666/316	1.78	20
SS-DC250	2 1/2	150	A666/316	2.38	12
SS-DC300	3	150	A666/316	3.04	8
SS-DC400	4	150	A666/316	5.02	6
SS-DC500	5	75	A666/316	7.35	4
SS-DC600	6	75	A666/316	9.92	2

Because we continually examine ways to improve our products, we reserve the right to alter specifications or discontinue products without prior notice.



## SS-DP Series (316 Stainless Part DP) Dust Plug

### GENERAL APPLICATIONS

Kuriyama Camlock Couplings are intended for use in many industrial applications. To learn more, please refer to pages 296-297 in this catalog.

### FEATURES AND ADVANTAGES

- High quality design made to withstand rigorous applications found in industrial markets.
- Stainless steel alloy is analyzed on every melt, and specially designed for high tensile strength, rigidity, and impact resistance.

### MATERIAL SPECIFICATIONS

- ASTM stainless steel alloy.
- Complies with Mil-Spec A-A-59326 for material and interchangeability in relevant sizes.

VIEW ONLINE



SCAN FOR INFO  
or visit

[KOA.link/SS-DP](http://KOA.link/SS-DP)

Part Number	Size (in)	PSI Rating at 70°F	ASTM Specification	Weight Each (lbs)	Standard Carton
SS-DP050	1/2	250	A666/316	0.15	50
SS-DP075	3/4	250	A666/316	0.20	25
SS-DP100	1	250	A666/316	0.28	25
SS-DP125	1 1/4	250	A666/316	0.60	25
SS-DP150	1 1/2	250	A666/316	0.72	25
SS-DP200	2	250	A666/316	0.96	20
SS-DP250	2 1/2	150	A666/316	1.47	12
SS-DP300	3	150	A666/316	1.94	8
SS-DP400	4	150	A666/316	3.36	6
SS-DP500	5	75	A666/316	6.24	4
SS-DP600	6	75	A666/316	9.08	2

Because we continually examine ways to improve our products, we reserve the right to alter specifications or discontinue products without prior notice.



## SS304-A Series (304 Stainless Part A)

### Male Coupler X Female NPT

#### GENERAL APPLICATIONS

Kuriyama Camlock Couplings are intended for use in many industrial applications. To learn more, please refer to pages 296-297 in this catalog.

#### FEATURES AND ADVANTAGES

- High quality design made to withstand rigorous applications found in industrial markets.
- Stainless steel alloy is analyzed on every melt, and specially designed for high tensile strength, rigidity, and impact resistance.

#### MATERIAL SPECIFICATIONS

- ASTM stainless steel alloy.
- Complies with Mil-Spec A-A-59326 for material and interchangeability in relevant sizes.

#### VIEW ONLINE



SCAN FOR INFO  
or visit  
[KOA.link/SS304-A](http://KOA.link/SS304-A)

Part Number	Size (in)	PSI Rating at 70°F	ASTM Specification	Weight Each (lbs)	Standard Carton
SS304-A050	1/2	250	A666/304	0.20	50
SS304-A075	3/4	250	A666/304	0.26	25
SS304-A100	1	250	A666/304	0.34	25
SS304-A125	1 1/4	250	A666/304	0.62	36
SS304-A150	1 1/2	250	A666/304	0.80	25
SS304-A200	2	250	A666/304	1.12	20
SS304-A250	2 1/2	150	A666/304	1.76	12
SS304-A300	3	150	A666/304	2.16	8
SS304-A400	4	150	A666/304	2.88	6
SS304-A500	5	75	A666/304	4.30	4
SS304-A600	6	75	A666/304	6.00	2

Because we continually examine ways to improve our products, we reserve the right to alter specifications or discontinue products without prior notice.



## SS304-B Series (304 Stainless Part B)

### Female Coupler X Male NPT

#### GENERAL APPLICATIONS

Kuriyama Camlock Couplings are intended for use in many industrial applications. To learn more, please refer to pages 296-297 in this catalog.

#### FEATURES AND ADVANTAGES

- High quality design to withstand rigorous applications found in industrial markets.
- Stainless steel alloy is analyzed on every melt, and specially designed for high tensile strength, rigidity, and impact resistance.

#### MATERIAL SPECIFICATIONS

- ASTM stainless steel alloy.
- Complies with Mil-Spec A-A-59326 for material and interchangeability in relevant sizes.
- 304 stainless steel handles, handle pins, pull rings, and safety clips.
- Buna-N gasket included.

VIEW ONLINE



SCAN FOR INFO  
or visit  
[KOA.link/SS304-B](http://KOA.link/SS304-B)

Part Number	Size (in)	PSI Rating at 70°F	ASTM Specification	Weight Each (lbs)	Standard Carton
SS304-B050	1/2	250	A666/304	0.30	50
SS304-B075	3/4	250	A666/304	0.42	25
SS304-B100	1	250	A666/304	0.64	25
SS304-B125	1 1/4	250	A666/304	1.32	20
SS304-B150	1 1/2	250	A666/304	1.50	20
SS304-B200	2	250	A666/304	1.92	20
SS304-B250	2 1/2	150	A666/304	2.68	12
SS304-B300	3	150	A666/304	3.20	8
SS304-B400	4	150	A666/304	6.58	6
SS304-B500	5	75	A666/304	6.80	4
SS304-B600	6	75	A666/304	10.98	2

Because we continually examine ways to improve our products, we reserve the right to alter specifications or discontinue products without prior notice.



## SS304-C Series (304 Stainless Part C)

### Female Coupler X Hose Shank

#### GENERAL APPLICATIONS

Kuriyama Camlock Couplings are intended for use in many industrial applications. To learn more, please refer to pages 296-297 in this catalog.

#### FEATURES AND ADVANTAGES

- High quality design made to withstand rigorous applications found in industrial markets.
- Tri-Couple™ design available in 1 1/2", 2", 3", 4" sizes.
- Stainless steel alloy is analyzed on every melt, and specially designed for high tensile strength, rigidity, and impact resistance.

#### MATERIAL SPECIFICATIONS

- ASTM stainless steel alloy.
- Complies with Mil-Spec A-A-59326 for material and interchangeability in relevant sizes.
- 304 stainless steel handles, handle pins, pull rings, and safety clips.
- Buna-N gasket included.





#### VIEW ONLINE



SCAN FOR INFO  
or visit  
[KOA.link/SS304-C](http://KOA.link/SS304-C)

**TRI-COUPLE**  
FITTING DESIGN



Part Number	Size (in)	PSI Rating at 70°F	ASTM Specification	Weight Each (lbs)	Standard Carton
SS304-C050	1/2	250	A666/304	0.30	50
SS304-C075	3/4	250	A666/304	0.46	25
SS304-C100	1	250	A666/304	0.74	25
SS304-C125	1 1/4	250	A666/304	1.41	20
 SS304-C150	1 1/2	250	A666/304	1.68	20
 SS304-C200	2	250	A666/304	2.30	20
SS304-C250	2 1/2	150	A666/304	3.10	12
 SS304-C300	3	150	A666/304	4.12	8
 SS304-C400	4	150	A666/304	6.98	6
SS304-C500	5	75	A666/304	10.32	4
SS304-C600	6	75	A666/304	14.55	2

 Designates Tri-Couple fitting

Because we continually examine ways to improve our products, we reserve the right to alter specifications or discontinue products without prior notice.



## SS304-D Series (304 Stainless Part D) Female Coupler X Female NPT

### GENERAL APPLICATIONS

Kuriyama Camlock Couplings are intended for use in many industrial applications. To learn more, please refer to pages 296-297 in this catalog.

### FEATURES AND ADVANTAGES

- High quality design to withstand rigorous applications found in industrial markets.
- Stainless steel alloy is analyzed on every melt, and specially designed for high tensile strength, rigidity, and impact resistance.

### MATERIAL SPECIFICATIONS

- ASTM stainless steel alloy.
- Complies with Mil-Spec A-A-59326 for material and interchangeability in relevant sizes.
- 304 stainless steel handles, handle pins, pull rings, and safety clips.
- Buna-N gasket included.

VIEW ONLINE



SCAN FOR INFO  
or visit  
[KOA.link/SS304-D](http://KOA.link/SS304-D)

Part Number	Size (in)	PSI Rating at 70°F	ASTM Specification	Weight Each (lbs)	Standard Carton
SS304-D050	1/2	250	A666/304	0.40	50
SS304-D075	3/4	250	A666/304	0.52	25
SS304-D100	1	250	A666/304	0.74	25
SS304-D125	1 1/4	250	A666/304	1.47	20
SS304-D150	1 1/2	250	A666/304	1.52	25
SS304-D200	2	250	A666/304	2.16	25
SS304-D250	2 1/2	150	A666/304	3.12	12
SS304-D300	3	150	A666/304	3.82	8
SS304-D400	4	150	A666/304	5.14	6
SS304-D500	5	75	A666/304	8.00	4
SS304-D600	6	75	A666/304	10.06	2

Because we continually examine ways to improve our products, we reserve the right to alter specifications or discontinue products without prior notice.



## SS304-E Series (304 Stainless Part E)

### Male Coupler X Hose Shank

#### GENERAL APPLICATIONS

Kuriyama Camlock Couplings are intended for use in many industrial applications. To learn more, please refer to pages 296-297 in this catalog.

#### FEATURES AND ADVANTAGES

- High quality design made to withstand rigorous applications found in industrial markets.
- Tri-Couple™ design available in 1 1/2", 2", 3", 4" sizes.
- Stainless steel alloy is analyzed on every melt, and specially designed for high tensile strength, rigidity, and impact resistance.

#### MATERIAL SPECIFICATIONS

- ASTM stainless steel alloy.
- Complies with Mil-Spec A-A-59326 for material and interchangeability in relevant sizes.





#### VIEW ONLINE



SCAN FOR INFO  
or visit  
[KOA.link/SS304-E](http://KOA.link/SS304-E)


**TRI-COUPLE**  
FITTING DESIGN



Part Number	Size (in)	PSI Rating at 70°F	ASTM Specification	Weight Each (lbs)	Standard Carton
SS304-E050	1/2	250	A666/304	0.25	50
SS304-E075	3/4	250	A666/304	0.36	25
SS304-E100	1	250	A666/304	0.60	25
SS304-E125	1 1/4	250	A666/304	0.95	25
 SS304-E150	1 1/2	250	A666/304	1.22	25
 SS304-E200	2	250	A666/304	1.98	20
SS304-E250	2 1/2	150	A666/304	2.64	12
 SS304-E300	3	150	A666/304	3.90	8
 SS304-E400	4	150	A666/304	6.38	6
SS304-E500	5	75	A666/304	9.10	4
SS304-E600	6	75	A666/304	13.49	2

 Designates Tri-Couple fitting

Because we continually examine ways to improve our products, we reserve the right to alter specifications or discontinue products without prior notice.



## SS304-F Series (304 Stainless Part F) Male Coupler X Male NPT

### GENERAL APPLICATIONS

Kuriyama Camlock Couplings are intended for use in many industrial applications. To learn more, please refer to pages 296-297 in this catalog.

### FEATURES AND ADVANTAGES

- High quality design made to withstand rigorous applications found in industrial markets.
- Stainless steel alloy is analyzed on every melt, and specially designed for high tensile strength, rigidity, and impact resistance.

### MATERIAL SPECIFICATIONS

- ASTM stainless steel alloy.
- Complies with Mil-Spec A-A-59326 for material and interchangeability in relevant sizes.

#### VIEW ONLINE



SCAN FOR INFO  
or visit  
[KOA.link/SS304-F](http://KOA.link/SS304-F)

Part Number	Size (in)	PSI Rating at 70°F	ASTM Specification	Weight Each (lbs)	Standard Carton
SS304-F050	1/2	250	A666/304	0.30	50
SS304-F075	3/4	250	A666/304	0.40	25
SS304-F100	1	250	A666/304	0.56	25
SS304-F125	1 1/4	250	A666/304	1.06	25
SS304-F150	1 1/2	250	A666/304	1.28	25
SS304-F200	2	250	A666/304	1.82	20
SS304-F250	2 1/2	150	A666/304	2.68	12
SS304-F300	3	150	A666/304	3.92	8
SS304-F400	4	150	A666/304	6.32	6
SS304-F500	5	75	A666/304	8.26	4
SS304-F600	6	75	A666/304	11.27	2

Because we continually examine ways to improve our products, we reserve the right to alter specifications or discontinue products without prior notice.



## SS304-DC Series (304 Stainless Part DC) Dust Cap

### GENERAL APPLICATIONS

Kuriyama Camlock Couplings are intended for use in many industrial applications. To learn more, please refer to pages 296-297 in this catalog.

### FEATURES AND ADVANTAGES

- High quality design made to withstand rigorous applications found in industrial markets.
- Stainless steel alloy is analyzed on every melt, and specially designed for high tensile strength, rigidity, and impact resistance.

### MATERIAL SPECIFICATIONS

- ASTM stainless steel alloy.
- Complies with Mil-Spec A-A-59326 for material and interchangeability in relevant sizes.
- 304 stainless steel handles, handle pins, pull rings, and safety clips.
- Buna-N gasket included.

VIEW ONLINE



SCAN FOR INFO  
or visit

[KOA.link/SS304-DC](https://KOA.link/SS304-DC)

Part Number	Size (in)	PSI Rating at 70°F	ASTM Specification	Weight Each (lbs)	Standard Carton
SS304-DC050	1/2	250	A666/304	0.25	50
SS304-DC075	3/4	250	A666/304	0.36	25
SS304-DC100	1	250	A666/304	0.54	25
SS304-DC125	1 1/4	250	A666/304	1.30	20
SS304-DC150	1 1/2	250	A666/304	1.46	25
SS304-DC200	2	250	A666/304	1.78	20
SS304-DC250	2 1/2	150	A666/304	2.38	12
SS304-DC300	3	150	A666/304	3.04	8
SS304-DC400	4	150	A666/304	5.02	6
SS304-DC500	5	75	A666/304	7.35	4
SS304-DC600	6	75	A666/304	9.92	2

Because we continually examine ways to improve our products, we reserve the right to alter specifications or discontinue products without prior notice.



## SS304-DP Series (304 Stainless Part DP) Dust Plug

### GENERAL APPLICATIONS

Kuriyama Camlock Couplings are intended for use in many industrial applications. To learn more, please refer to pages 296-297 in this catalog.

### FEATURES AND ADVANTAGES

- High quality design made to withstand rigorous applications found in industrial markets.
- Stainless steel alloy is analyzed on every melt, and specially designed for high tensile strength, rigidity, and impact resistance.

### MATERIAL SPECIFICATIONS

- ASTM stainless steel alloy.
- Complies with Mil-Spec A-A-59326 for material and interchangeability in relevant sizes.

VIEW ONLINE



SCAN FOR INFO  
or visit

[KOA.link/SS304-DP](http://KOA.link/SS304-DP)

Part Number	Size (in)	PSI Rating at 70°F	ASTM Specification	Weight Each (lbs)	Standard Carton
SS304-DP050	1/2	250	A666/304	0.15	50
SS304-DP075	3/4	250	A666/304	0.20	25
SS304-DP100	1	250	A666/304	0.28	25
SS304-DP125	1 1/4	250	A666/304	0.60	25
SS304-DP150	1 1/2	250	A666/304	0.72	25
SS304-DP200	2	250	A666/304	0.96	20
SS304-DP250	2 1/2	150	A666/304	1.47	12
SS304-DP300	3	150	A666/304	1.94	8
SS304-DP400	4	150	A666/304	3.36	6
SS304-DP600	6	75	A666/304	9.08	2

Because we continually examine ways to improve our products, we reserve the right to alter specifications or discontinue products without prior notice.



## PPA Series (Polypropylene Part A)

### Male Coupler X Female NPT

#### GENERAL APPLICATIONS

Kuriyama Camlock Couplings are intended for use in many industrial applications. To learn more, please refer to pages 296-297 in this catalog.

#### FEATURES AND ADVANTAGES

- Polypropylene material is glass filled for added strength and durability.
- Extremely lightweight yet strong.
- Precision molded to ensure consistency in form and function.
- Economical when compared with other materials.

#### MATERIAL SPECIFICATIONS

- Glass filled Polypropylene.
- Complies with Mil-Spec A-A-59326 for interchangeability in relevant sizes.

#### VIEW ONLINE



SCAN FOR INFO  
or visit  
[KOA.link/PPA](https://KOA.link/PPA)

Part Number	Size (in)	PSI Rating at 70°F	Weight Each (lbs)	Standard Carton
PPA050	1/2	100	0.04	200
PPA075	3/4	100	0.05	50
PPA100	1	100	0.05	70
PPA125	1 1/4	100	0.10	40
PPA150	1 1/2	100	0.14	30
PPA200	2	100	0.19	40
PPA300	3	50	0.48	35
PPA400	4	50	1.02	20

Because we continually examine ways to improve our products, we reserve the right to alter specifications or discontinue products without prior notice.



## PPB Series *(Polypropylene Part B)*

### Female Coupler X Male NPT

#### GENERAL APPLICATIONS

Kuriyama Camlock Couplings are intended for use in many industrial applications. To learn more, please refer to pages 296-297 in this catalog.

#### FEATURES AND ADVANTAGES

- Polypropylene material is glass filled for added strength and durability.
- Extremely lightweight yet strong.
- Precision molded to ensure consistency in form and function.
- Economical when compared with other materials.

#### MATERIAL SPECIFICATIONS

- Glass filled Polypropylene.
- Complies with Mil-Spec A-A-59326 for interchangeability in relevant sizes.
- EPDM gasket included.

VIEW ONLINE



SCAN FOR INFO  
or visit  
[KOA.link/PPB](http://KOA.link/PPB)

Part Number	Size (in)	PSI Rating at 70°F	Weight Each (lbs)	Standard Carton
PPB050	1/2	100	0.17	50
PPB075	3/4	100	0.18	50
PPB100	1	100	0.26	30
PPB125	1 1/4	100	0.40	45
PPB150	1 1/2	100	0.47	30
PPB200	2	100	0.49	50
PPB300	3	50	1.17	25
PPB400	4	50	1.44	25

Because we continually examine ways to improve our products, we reserve the right to alter specifications or discontinue products without prior notice.



## PPC Series (Polypropylene Part C) Female Coupler X Hose Shank

### GENERAL APPLICATIONS

Kuriyama Camlock Couplings are intended for use in many industrial applications. To learn more, please refer to pages 296-297 in this catalog.

### FEATURES AND ADVANTAGES

- Polypropylene material is glass filled for added strength and durability.
- Extremely lightweight yet strong.
- Precision molded to ensure consistency in form and function.
- Economical when compared with other materials.

### MATERIAL SPECIFICATIONS

- Glass filled Polypropylene.
- Complies with Mil-Spec A-A-59326 for interchangeability in relevant sizes.
- Locking feature using safety clips to prevent disconnection during use.
- Supplied 304 stainless steel handles, handle pins, pull rings, and safety clips.
- All 4" size female couplers supplied with three handles to provide added stability.
- EPDM gasket included.

#### VIEW ONLINE



SCAN FOR INFO  
or visit  
[KOA.link/PPC](https://KOA.link/PPC)

Part Number	Size (in)	PSI Rating at 70°F	Weight Each (lbs)	Standard Carton
PPC050	1/2	100	0.17	100
PPC075	3/4	100	0.19	50
PPC100	1	100	0.27	60
PPC125	1 1/4	100	0.40	35
PPC150	1 1/2	100	0.51	30
PPC200	2	100	0.61	40
PPC300	3	50	1.28	15
PPC400	4	50	1.70	15

Because we continually examine ways to improve our products, we reserve the right to alter specifications or discontinue products without prior notice.



## PPD Series (*Polypropylene Part D*) Female Coupler X Female NPT

### GENERAL APPLICATIONS

Kuriyama Camlock Couplings are intended for use in many industrial applications. To learn more, please refer to pages 296-297 in this catalog.

### FEATURES AND ADVANTAGES

- Polypropylene material is glass filled for added strength and durability.
- Extremely lightweight yet strong.
- Precision molded to ensure consistency in form and function.
- Economical when compared with other materials.

### MATERIAL SPECIFICATIONS

- Glass filled Polypropylene.
- Complies with Mil-Spec A-A-59326 for interchangeability in relevant sizes.
- Locking feature using safety clips to prevent disconnection during use.
- Supplied 304 stainless steel handles, handle pins, pull rings, and safety clips.
- All 4" size female couplers supplied with three handles to provide added stability.
- EPDM gasket included.

#### VIEW ONLINE



SCAN FOR INFO  
or visit  
[KOA.link/PPD](https://KOA.link/PPD)

Part Number	Size (in)	PSI Rating at 70°F	Weight Each (lbs)	Standard Carton
PPD050	1/2	100	0.18	100
PPD075	3/4	100	0.19	50
PPD100	1	100	0.25	30
PPD125	1 1/4	100	0.41	40
PPD150	1 1/2	100	0.53	30
PPD200	2	100	0.55	40
PPD300	3	50	1.17	20
PPD400	4	50	1.58	10

Because we continually examine ways to improve our products, we reserve the right to alter specifications or discontinue products without prior notice.



## PPE Series *(Polypropylene Part E)* Male Coupler X Hose Shank

### GENERAL APPLICATIONS

Kuriyama Camlock Couplings are intended for use in many industrial applications. To learn more, please refer to pages 296-297 in this catalog.

### FEATURES AND ADVANTAGES

- Polypropylene material is glass filled for added strength and durability.
- Extremely lightweight yet strong.
- Precision molded to ensure consistency in form and function.
- Economical when compared with other materials.

### MATERIAL SPECIFICATIONS

- Glass filled Polypropylene.
- Complies with Mil-Spec A-A-59326 for interchangeability in relevant sizes.

VIEW ONLINE



SCAN FOR INFO  
or visit  
[KOA.link/PPE](https://KOA.link/PPE)

Part Number	Size (in)	PSI Rating at 70°F	Weight Each (lbs)	Standard Carton
PPE050	1/2	100	0.03	200
PPE075	3/4	100	0.06	50
PPE100	1	100	0.08	50
PPE125	1 1/4	100	0.15	30
PPE150	1 1/2	100	0.17	40
PPE200	2	100	0.30	50
PPE300	3	50	0.76	18
PPE400	4	50	1.00	20

Because we continually examine ways to improve our products, we reserve the right to alter specifications or discontinue products without prior notice.



## PPF Series *(Polypropylene Part F)* Male Coupler X Male NPT

### GENERAL APPLICATIONS

Kuriyama Camlock Couplings are intended for use in many industrial applications. To learn more, please refer to pages 296-297 in this catalog.

### FEATURES AND ADVANTAGES

- Polypropylene material is glass filled for added strength and durability.
- Extremely lightweight yet strong.
- Precision molded to ensure consistency in form and function.
- Economical when compared with other materials.

### MATERIAL SPECIFICATIONS

- Glass filled Polypropylene.
- Complies with Mil-Spec A-A-59326 for interchangeability in relevant sizes.

VIEW ONLINE



SCAN FOR INFO  
or visit  
[KOA.link/PPF](https://KOA.link/PPF)

Part Number	Size (in)	PSI Rating at 70°F	Weight Each (lbs)	Standard Carton
PPF050	1/2	100	0.04	200
PPF075	3/4	100	0.06	50
PPF100	1	100	0.11	45
PPF125	1 1/4	100	0.15	30
PPF150	1 1/2	100	0.18	50
PPF200	2	100	0.29	60
PPF300	3	50	0.56	20
PPF400	4	50	0.81	25

Because we continually examine ways to improve our products, we reserve the right to alter specifications or discontinue products without prior notice.



## PPDC Series *(Polypropylene Part DC)* Dust Cap

### GENERAL APPLICATIONS

Kuriyama Camlock Couplings are intended for use in many industrial applications. To learn more, please refer to pages 296-297 in this catalog.

### FEATURES AND ADVANTAGES

- Polypropylene material is glass filled for added strength and durability.
- Extremely lightweight yet strong.
- Precision molded to ensure consistency in form and function.
- Economical when compared with other materials.

### MATERIAL SPECIFICATIONS

- Glass filled Polypropylene.
- Complies with Mil-Spec A-A-59326 for interchangeability in relevant sizes.
- Locking feature using safety clips to prevent disconnection during use.
- Supplied 304 stainless steel handles, handle pins, pull rings, and safety clips.
- All 4" size female couplers supplied with three handles to provide added stability.
- EPDM gasket included.

#### VIEW ONLINE



SCAN FOR INFO  
or visit  
[KOA.link/PPDC](http://KOA.link/PPDC)

Part Number	Size (in)	PSI Rating at 70°F	Weight Each (lbs)	Standard Carton
PPDC050	1/2	100	0.16	100
PPDC075	3/4	100	0.17	50
PPDC100	1	100	0.24	40
PPDC125	1 1/4	100	0.42	25
PPDC150	1 1/2	100	0.47	40
PPDC200	2	100	0.50	60
PPDC300	3	50	1.06	30
PPDC400	4	50	1.11	15

Because we continually examine ways to improve our products, we reserve the right to alter specifications or discontinue products without prior notice.



## PPDP Series *(Polypropylene Part DP)* Dust Plug

### GENERAL APPLICATIONS

Kuriyama Camlock Couplings are intended for use in many industrial applications. To learn more, please refer to pages 296-297 in this catalog.

### FEATURES AND ADVANTAGES

- Polypropylene material is glass filled for added strength and durability.
- Extremely lightweight yet strong.
- Precision molded to ensure consistency in form and function.
- Economical when compared with other materials.

### MATERIAL SPECIFICATIONS

- Glass filled Polypropylene.
- Complies with Mil-Spec A-A-59326 for interchangeability in relevant sizes.

VIEW ONLINE



SCAN FOR INFO  
or visit  
[KOA.link/PPDP](http://KOA.link/PPDP)

Part Number	Size (in)	PSI Rating at 70°F	Weight Each (lbs)	Standard Carton
PPDP050	1/2	100	0.02	200
PPDP075	3/4	100	0.03	50
PPDP100	1	100	0.04	80
PPDP125	1 1/4	100	0.06	50
PPDP150	1 1/2	100	0.10	50
PPDP200	2	100	0.15	60
PPDP300	3	50	0.36	50
PPDP400	4	50	0.50	25

Because we continually examine ways to improve our products, we reserve the right to alter specifications or discontinue products without prior notice.



## GRA Series (Nylon Part A)

### Male Coupler X Female NPT

#### GENERAL APPLICATIONS

Kuriyama Camlock Couplings are intended for use in many industrial applications. To learn more, please refer to pages 296-297 in this catalog.

#### FEATURES AND ADVANTAGES

- Nylon material is fiberglass reinforced for added strength and durability.
- Good abrasion and chemical resistance.
- Lightweight yet strong.
- Precision molded to ensure consistency in form and function.

#### MATERIAL SPECIFICATIONS

- Fiberglass reinforced nylon.
- Complies with Mil-Spec A-A-59326 for interchangeability in relevant sizes.

#### VIEW ONLINE



SCAN FOR INFO  
or visit  
[KOA.link/GRA](https://KOA.link/GRA)

Part Number	Size (in)	PSI Rating at 70°F	Weight Each (lbs)	Standard Carton
GRA100	1	100	0.16	70
GRA150	1 1/2	100	0.18	30
GRA200	2	100	0.26	40
GRA300	3	50	0.46	35
GRA400	4	50	0.92	20

Because we continually examine ways to improve our products, we reserve the right to alter specifications or discontinue products without prior notice.



## GRB Series (Nylon Part B)

### Female Coupler X Male NPT

#### GENERAL APPLICATIONS

Kuriyama Camlock Couplings are intended for use in many industrial applications. To learn more, please refer to pages 296-297 in this catalog.

#### FEATURES AND ADVANTAGES

- Nylon material is fiberglass reinforced for added strength and durability.
- Good abrasion and chemical resistance.
- Lightweight yet strong.
- Precision molded to ensure consistency in form and function.

#### MATERIAL SPECIFICATIONS

- Fiberglass reinforced nylon.
- Complies with Mil-Spec A-A-59326 for interchangeability in relevant sizes.
- Locking feature using safety clips to prevent disconnection during use.
- Supplied 304 stainless steel handles, handle pins, pull rings, and safety clips.
- All 4" size female couplers supplied with three handles to provide added stability.
- EPDM gasket included.


#### VIEW ONLINE



SCAN FOR INFO  
or visit  
[KOA.link/GRB](https://KOA.link/GRB)

Part Number	Size (in)	PSI Rating at 70°F	Weight Each (lbs)	Standard Carton
GRB100	1	100	0.16	30
GRB150	1 1/2	100	0.46	30
GRB200	2	100	0.52	50
GRB300	3	50	1.02	25
GRB400	4	50	1.34	25

Because we continually examine ways to improve our products, we reserve the right to alter specifications or discontinue products without prior notice.



## GRC Series (Nylon Part C) Female Coupler X Hose Shank

### GENERAL APPLICATIONS

Kuriyama Camlock Couplings are intended for use in many industrial applications. To learn more, please refer to pages 296-297 in this catalog.

### FEATURES AND ADVANTAGES

- Nylon material is fiberglass reinforced for added strength and durability.
- Good abrasion and chemical resistance.
- Lightweight yet strong.
- Precision molded to ensure consistency in form and function.

### MATERIAL SPECIFICATIONS

- Fiberglass reinforced nylon.
- Complies with Mil-Spec A-A-59326 for interchangeability in relevant sizes.
- Locking feature using safety clips to prevent disconnection during use.
- Supplied 304 stainless steel handles, handle pins, pull rings, and safety clips.
- All 4" size female couplers supplied with three handles to provide added stability.
- EPDM gasket included.

#### VIEW ONLINE



SCAN FOR INFO  
or visit  
[KOA.link/GRC](https://KOA.link/GRC)

Part Number	Size (in)	PSI Rating at 70°F	Weight Each (lbs)	Standard Carton
GRC100	1	100	0.18	60
GRC150	1 1/2	100	0.50	30
GRC200	2	100	0.58	40
GRC300	3	50	1.24	15
GRC400	4	50	1.60	15

Because we continually examine ways to improve our products, we reserve the right to alter specifications or discontinue products without prior notice.



## GRD Series (Nylon Part D)

### Female Coupler X Female NPT

#### GENERAL APPLICATIONS

Kuriyama Camlock Couplings are intended for use in many industrial applications. To learn more, please refer to pages 296-297 in this catalog.

#### FEATURES AND ADVANTAGES

- Nylon material is fiberglass reinforced for added strength and durability.
- Good abrasion and chemical resistance.
- Lightweight yet strong.
- Precision molded to ensure consistency in form and function.

#### MATERIAL SPECIFICATIONS

- Fiberglass reinforced nylon.
- Complies with Mil-Spec A-A-59326 for interchangeability in relevant sizes.
- Locking feature using safety clips to prevent disconnection during use.
- Supplied 304 stainless steel handles, handle pins, pull rings, and safety clips.
- All 4" size female couplers supplied with three handles to provide added stability.
- EPDM gasket included.

#### VIEW ONLINE



SCAN FOR INFO  
or visit  
[KOA.link/GRD](https://KOA.link/GRD)

Part Number	Size (in)	PSI Rating at 70°F	Weight Each (lbs)	Standard Carton
GRD100	1	100	0.18	30
GRD150	1 1/2	100	0.50	30
GRD200	2	100	0.58	40
GRD300	3	50	1.04	20
GRD400	4	50	1.48	10

Because we continually examine ways to improve our products, we reserve the right to alter specifications or discontinue products without prior notice.

## GRE Series (Nylon Part E) Male Coupler X Hose Shank



### GENERAL APPLICATIONS

Kuriyama Camlock Couplings are intended for use in many industrial applications. To learn more, please refer to pages 296-297 in this catalog.

### FEATURES AND ADVANTAGES

- Nylon material is fiberglass reinforced for added strength and durability.
- Good abrasion and chemical resistance.
- Lightweight yet strong.
- Precision molded to ensure consistency in form and function.

### MATERIAL SPECIFICATIONS

- Fiberglass reinforced nylon.
- Complies with Mil-Spec A-A-59326 for interchangeability in relevant sizes.

#### VIEW ONLINE



SCAN FOR INFO  
or visit  
[KOA.link/GRE](https://KOA.link/GRE)

Part Number	Size (in)	PSI Rating at 70°F	Weight Each (lbs)	Standard Carton
GRE100	1	100	0.16	50
GRE150	1 1/2	100	0.18	40
GRE200	2	100	0.28	50
GRE300	3	50	0.66	18
GRE400	4	50	0.04	20

Because we continually examine ways to improve our products, we reserve the right to alter specifications or discontinue products without prior notice.



## GRF Series (Nylon Part F)

### Male Coupler X Male NPT

#### GENERAL APPLICATIONS

Kuriyama Camlock Couplings are intended for use in many industrial applications. To learn more, please refer to pages 296-297 in this catalog.

#### FEATURES AND ADVANTAGES

- Nylon material is fiberglass reinforced for added strength and durability.
- Good abrasion and chemical resistance.
- Lightweight yet strong.
- Precision molded to ensure consistency in form and function.

#### MATERIAL SPECIFICATIONS

- Fiberglass reinforced nylon.
- Complies with Mil-Spec A-A-59326 for interchangeability in relevant sizes.

#### VIEW ONLINE



SCAN FOR INFO  
or visit  
[KOA.link/GRF](https://KOA.link/GRF)

Part Number	Size (in)	PSI Rating at 70°F	Weight Each (lbs)	Standard Carton
GRF100	1	100	0.10	45
GRF150	1 1/2	100	0.18	50
GRF200	2	100	0.28	60
GRF300	3	50	0.66	20
GRF400	4	50	0.90	25

Because we continually examine ways to improve our products, we reserve the right to alter specifications or discontinue products without prior notice.



## GRDC Series (Nylon Part DC) Dust Cap

### GENERAL APPLICATIONS

Kuriyama Camlock Couplings are intended for use in many industrial applications. To learn more, please refer to pages 296-297 in this catalog.

### FEATURES AND ADVANTAGES

- Nylon material is fiberglass reinforced for added strength and durability.
- Good abrasion and chemical resistance.
- Lightweight yet strong.
- Precision molded to ensure consistency in form and function.

### MATERIAL SPECIFICATIONS

- Fiberglass reinforced nylon.
- Complies with Mil-Spec A-A-59326 for interchangeability in relevant sizes.
- Locking feature using safety clips to prevent disconnection during use.
- Supplied 304 stainless steel handles, handle pins, pull rings, and safety clips.
- All 4" size female couplers supplied with three handles to provide added stability.
- EPDM gasket included.

### VIEW ONLINE



SCAN FOR INFO

or visit

[KOA.link/GRDC](https://KOA.link/GRDC)

Part Number	Size (in)	PSI Rating at 70°F	Weight Each (lbs)	Standard Carton
GRDC100	1	100	0.16	40
GRDC150	1 1/2	100	0.46	40
GRDC200	2	100	0.50	60
GRDC300	3	50	0.96	30
GRDC400	4	50	1.16	15

Because we continually examine ways to improve our products, we reserve the right to alter specifications or discontinue products without prior notice.



## GRDP Series *(Nylon Part DP)* Dust Plug

### GENERAL APPLICATIONS

Kuriyama Camlock Couplings are intended for use in many industrial applications. To learn more, please refer to pages 296-297 in this catalog.

### FEATURES AND ADVANTAGES

- Nylon material is fiberglass reinforced for added strength and durability.
- Good abrasion and chemical resistance.
- Lightweight yet strong.
- Precision molded to ensure consistency in form and function.

### MATERIAL SPECIFICATIONS

- Fiberglass reinforced nylon.
- Complies with Mil-Spec A-A-59326 for interchangeability in relevant sizes.


**VIEW ONLINE**



SCAN FOR INFO  
or visit  
[KOA.link/GRDP](https://KOA.link/GRDP)

Part Number	Size (in)	PSI Rating at 70°F	Weight Each (lbs)	Standard Carton
GRDP100	1	100	0.06	50
GRDP150	1 1/2	100	0.12	50
GRDP200	2	100	0.20	60
GRDP300	3	50	0.36	50
GRDP400	4	50	0.60	25

Because we continually examine ways to improve our products, we reserve the right to alter specifications or discontinue products without prior notice.



## AL-CLF Series (Aluminum Part C)

### Female Coupler X Hose Shank

### **EZ-Seal™ Design**

**VIEW ONLINE**



SCAN FOR INFO  
or visit  
[KOA.link/AL-CLF](https://KOA.link/AL-CLF)

#### GENERAL APPLICATIONS

Kuriyama Camlock Couplings are intended for use in many industrial applications. To learn more, please refer to pages 296-297 in this catalog.

#### FEATURES AND ADVANTAGES

- High quality design made to withstand rigorous applications found in industrial markets.
- EZ-Seal™ couplings are designed with rubber seals to help prevent leakage.
- Aluminum alloy is specially designed for high tensile strength and impact resistance.
- EZ-Seal™ design is versatile and can be used with many different hose materials.
- Forged brass handles result in less wear on connecting parts.

#### MATERIAL SPECIFICATIONS

- ASTM aluminum alloy, specially designed for high tensile strength and impact resistance.
- BUNA-N gasket and rubber seals included.
- Complies with Mil-Spec A-A-59326 for interchangeability in relevant sizes.
- Forged brass handles.
- 304 stainless steel handle pins and pull rings.
- Zinc-plated carbon steel safety clips.

**Note:** To insure proper sealing attach band clamps directly over rubber seals during assembly procedure

Part Number	Size (in)	PSI Rating at 70°F	ASTM Specification	Weight Each (lbs)	Standard Carton
AL-CLF150	1 1/2	250	B85 Grade 383	0.77	30
AL-CLF200	2	250	B85 Grade 383	0.98	40
AL-CLF300	3	150	B85 Grade 383	1.98	15
AL-CLF400	4	150	B85 Grade 383	2.87	15
AL-CLF600	6	75	B85 Grade 383	5.65	6

Because we continually examine ways to improve our products, we reserve the right to alter specifications or discontinue products without prior notice.



## AL-ELF Series (Aluminum Part E)

### Male Coupler X Hose Shank

### **EZ-Seal™ Design**

#### GENERAL APPLICATIONS

Kuriyama Camlock Couplings are intended for use in many industrial applications. To learn more, please refer to pages 296-297 in this catalog.

#### FEATURES AND ADVANTAGES

- High quality design made to withstand rigorous applications found in industrial markets.
- EZ-Seal™ couplings are designed with rubber seals to help prevent leakage.
- Aluminum alloy is specially designed for high tensile strength and impact resistance.
- EZ-Seal™ design is versatile and can be used with many different hose materials.

#### MATERIAL SPECIFICATIONS

- ASTM aluminum alloy, specially designed for high tensile strength and impact resistance.
- BUNA-N rubber seals.
- Complies with Mil-Spec A-A-59326 for interchangeability in relevant sizes.

**Note:** To insure proper sealing attach band clamps directly over rubber seals during assembly procedure


#### VIEW ONLINE



SCAN FOR INFO  
or visit  
[KOA.link/AL-ELF](https://KOA.link/AL-ELF)

Part Number	Size (in)	PSI Rating at 70°F	ASTM Specification	Weight Each (lbs)	Standard Carton
AL-ELF150	1 1/2	250	B85 Grade 383	0.44	40
AL-ELF200	2	250	B85 Grade 383	0.64	50
AL-ELF300	3	150	B85 Grade 383	1.38	18
AL-ELF400	4	150	B85 Grade 383	2.51	20
AL-ELF600	6	75	B85 Grade 383	4.83	6

Because we continually examine ways to improve our products, we reserve the right to alter specifications or discontinue products without prior notice.



## DI-C Series (Ductile Iron Part C)

### Female Coupler X Hose Shank

#### GENERAL APPLICATIONS

Kuriyama Camlock Couplings are intended for use in many industrial applications. To learn more, please refer to pages 296-297 in this catalog.

#### FEATURES AND ADVANTAGES

- High quality design made to withstand rigorous applications found in industrial markets.
- Coupling ID specially designed for maximum flow of product.
- Locking feature using safety clips to prevent disconnection during use.

#### MATERIAL SPECIFICATIONS


- Zinc plated ductile iron material.
- Complies with Mil-Spec A-A-59326 for interchangeability in relevant sizes.
- 304 stainless steel handle pins and pull rings.
- Zinc-plated carbon steel safety clips.
- Buna-N gasket included.

#### VIEW ONLINE




SCAN FOR INFO  
or visit  
[KOA.link/DI-C](https://KOA.link/DI-C)

**TRI-COUPLE**  
FITTING DESIGN



Part Number	Size (in)	PSI Rating at 70°F	Weight Each (lbs)	Standard Carton
DI-C400	4	150	7.29	15

Because we continually examine ways to improve our products, we reserve the right to alter specifications or discontinue products without prior notice.



## DI-E Series (Ductile Iron Part E)

### Male Coupler X Hose Shank

#### GENERAL APPLICATIONS

Kuriyama Camlock Couplings are intended for use in many industrial applications. To learn more, please refer to pages 296-297 in this catalog.

#### FEATURES AND ADVANTAGES

- High quality design made to withstand rigorous applications found in industrial markets.
- Coupling ID specially designed for maximum flow of product.

#### MATERIAL SPECIFICATIONS

- Zinc plated ductile iron material.
- Complies with Mil-Spec A-A-59326 for interchangeability in relevant sizes.


#### VIEW ONLINE



SCAN FOR INFO  
or visit  
[KOA.link/DI-E](http://KOA.link/DI-E)



**TRI-COUPLE**  
FITTING DESIGN



Part Number	Size (in)	PSI Rating at 70°F	Weight Each (lbs)	Standard Carton
DI-E400	4	150	5.84	20

Because we continually examine ways to improve our products, we reserve the right to alter specifications or discontinue products without prior notice.



## ALSH-B Series (Aluminum Part B)

### Female Coupler X Male NPT

#### GENERAL APPLICATIONS

Kuriyama Camlock Couplings are intended for use in many industrial applications. To learn more, please refer to pages 296-297 in this catalog.

#### FEATURES AND ADVANTAGES

- High quality design made to withstand rigorous applications found in industrial markets.
- Aluminum alloy specially designed for high tensile strength and impact resistance.
- Supplied with stainless steel handles which are preferred in agriculture markets.

#### MATERIAL SPECIFICATIONS

- ASTM aluminum alloy.
- Complies with Mil-Spec A-A-59326 for interchangeability in relevant sizes.
- 304 stainless steel handles, handle pins, pull rings and safety clips.
- Buna-N gasket included.

#### VIEW ONLINE




SCAN FOR INFO  
or visit

[KOA.link/ALSH-B](https://KOA.link/ALSH-B)

Part Number	Size (in)	PSI Rating at 70°F	ASTM Specification	Weight Each (lbs)	Standard Carton
ALSH-B100	1	250	B85 Grade 383	0.36	25
ALSH-B125	1 1/4	250	B108-92 356	0.62	20
ALSH-B150	1 1/2	250	B85 Grade 383	0.70	12
ALSH-B200	2	250	B85 Grade 383	0.86	10
ALSH-B250	2 1/2	150	B85 Grade 383	1.02	12
ALSH-B300	3	150	B85 Grade 383	1.56	8
ALSH-B400	4	150	B85 Grade 383	2.42	12

Because we continually examine ways to improve our products, we reserve the right to alter specifications or discontinue products without prior notice.



## ALSH-C Series (Aluminum Part C) Female Coupler X Hose Shank

### GENERAL APPLICATIONS

Kuriyama Camlock Couplings are intended for use in many industrial applications. To learn more, please refer to pages 296-297 in this catalog.

### FEATURES AND ADVANTAGES


- High quality design made to withstand rigorous applications found in industrial markets.
- Tri-Couple design available in 1 1/2", 2", 2 1/2", 3", 4" sizes.
- Hose shanks specially designed for easy assembly with Tigerflex™ hoses.
- Aluminum alloy specially designed for high tensile strength and impact resistance.
- Supplied with stainless steel handles which are preferred in agriculture markets.

#### VIEW ONLINE








SCAN FOR INFO  
or visit  
[KOA.link/ALSH-C](http://KOA.link/ALSH-C)

**TRI-COUPLE**  
FITTING DESIGN




### MATERIAL SPECIFICATIONS

- ASTM aluminum alloy.
- Complies with Mil-Spec A-A-59326 for interchangeability in relevant sizes.
- 304 stainless steel handles, handle pins, pull rings, and safety clips.
- Buna-N gasket included.

Part Number	Size (in)	PSI Rating at 70°F	ASTM Specification	Weight Each (lbs)	Standard Carton
ALSH-C100	1	250	B85 Grade 383	0.42	25
ALSH-C125	1 1/4	250	B108-92 356	0.68	20
 ALSH-C150	1 1/2	250	B85 Grade 383	0.74	10
 ALSH-C200	2	250	B85 Grade 383	0.98	12
 ALSH-C250	2 1/2	150	B85 Grade 383	1.28	12
 ALSH-C300	3	150	B85 Grade 383	2.20	6
 ALSH-C400	4	150	B85 Grade 383	3.16	6

 Designates Tri-Couple fitting

Because we continually examine ways to improve our products, we reserve the right to alter specifications or discontinue products without prior notice.



## ALSH-D Series (Aluminum Part D) Female Coupler X Female NPT

### GENERAL APPLICATIONS

Kuriyama Camlock Couplings are intended for use in many industrial applications. To learn more, please refer to pages 296-297 in this catalog.

### FEATURES AND ADVANTAGES

- High quality design to withstand rigorous applications found in industrial markets.
- Aluminum alloy specially designed for high tensile strength and impact resistance.
- Supplied with stainless steel handles which are preferred in agriculture markets.

### MATERIAL SPECIFICATIONS

- ASTM aluminum alloy.
- Complies with Mil-Spec A-A-59326 for interchangeability in relevant sizes.
- 304 stainless steel handles, handle pins, pull rings, and safety clips.
- Buna-N gasket included.

#### VIEW ONLINE



SCAN FOR INFO  
or visit

[KOA.link/ALSH-D](https://KOA.link/ALSH-D)

Part Number	Size (in)	PSI Rating at 70°F	ASTM Specification	Weight Each (lbs)	Standard Carton
ALSH-D100	1	250	B85 Grade 383	0.42	25
ALSH-D125	1 1/4	250	B108-92 356	0.68	20
ALSH-D150	1 1/2	250	B85 Grade 383	0.80	12
ALSH-D200	2	250	B85 Grade 383	0.92	10
ALSH-D250	2 1/2	150	B85 Grade 383	1.18	12
ALSH-D300	3	150	B85 Grade 383	1.80	10
ALSH-D400	4	150	B85 Grade 383	2.16	10

Because we continually examine ways to improve our products, we reserve the right to alter specifications or discontinue products without prior notice.



## ALSH-DC Series (Aluminum Part DC) Dust Cap

### GENERAL APPLICATIONS

Kuriyama Camlock Couplings are intended for use in many industrial applications. To learn more, please refer to pages 296-297 in this catalog.

### FEATURES AND ADVANTAGES

- High quality design made to withstand rigorous applications found in industrial markets.
- Aluminum alloy specially designed for high tensile strength and impact resistance.
- Supplied with stainless steel handles which are preferred in agriculture markets.

### MATERIAL SPECIFICATIONS

- ASTM aluminum alloy.
- Complies with Mil-Spec A-A-59326 for interchangeability in relevant sizes.
- 304 stainless steel handles, handle pins, pull rings, and safety clips.
- Buna-N gasket included.


**VIEW ONLINE**



SCAN FOR INFO  
or visit  
[KOA.link/ALSH-DC](http://KOA.link/ALSH-DC)

Part Number	Size (in)	PSI Rating at 70°F	ASTM Specification	Weight Each (lbs)	Standard Carton
ALSH-DC100	1	250	B85 Grade 383	0.34	25
ALSH-DC125	1 1/4	250	B108-92 356	0.58	20
ALSH-DC150	1 1/2	250	B85 Grade 383	0.64	25
ALSH-DC200	2	250	B85 Grade 383	0.80	20
ALSH-DC250	2 1/2	150	B85 Grade 383	0.94	12
ALSH-DC300	3	150	B85 Grade 383	1.44	8
ALSH-DC400	4	150	B85 Grade 383	2.34	6

Because we continually examine ways to improve our products, we reserve the right to alter specifications or discontinue products without prior notice.



## BW-ALF Series (Aluminum Part F) Male Coupler X Butt Weld

### GENERAL APPLICATIONS

Kuriyama Camlock Couplings are intended for use in many industrial applications. To learn more, please refer to pages 296-297 in this catalog.

### FEATURES AND ADVANTAGES

- High quality design made to withstand rigorous applications found in industrial markets.
- Aluminum alloy specially designed for high tensile strength and impact resistance.
- BW items are dual purpose which allows them be used as butt weld fittings to schedule 40 pipe and socket weld fittings for nominal OD tubing.

### MATERIAL SPECIFICATIONS

- ASTM aluminum alloy.
- Complies with Mil-Spec A-A-59326 for interchangeability in relevant sizes.

#### VIEW ONLINE



SCAN FOR INFO  
or visit

[KOA.link/BW-ALF](https://KOA.link/BW-ALF)

Part Number	Size (in)	PSI Rating at 70°F	ASTM Specification	Weight Each (lbs)	Standard Carton
BW-ALF150	1 1/2	250	B26 Grade 713	0.52	50
BW-ALF200	2	250	B26 Grade 713	0.74	60
BW-ALF250	2 1/2	150	B26 Grade 713	1.02	30
BW-ALF300	3	150	B26 Grade 713	1.36	20
BW-ALF400	4	150	B26 Grade 713	2.40	25
BW-ALF500	5	75	B26 Grade 713	3.03	4
BW-ALF600	6	75	B26 Grade 713	4.01	10
BW-ALF800	8	50	B26 Grade 713	8.05	2

Because we continually examine ways to improve our products, we reserve the right to alter specifications or discontinue products without prior notice.



## BW-ALB Series (Aluminum Part B)

### Female Coupler X Butt Weld

#### GENERAL APPLICATIONS

Kuriyama Camlock Couplings are intended for use in many industrial applications. To learn more, please refer to pages 296-297 in this catalog.

#### FEATURES AND ADVANTAGES

- High quality design made to withstand rigorous applications found in industrial markets.
- Aluminum alloy specially designed for high tensile strength and impact resistance.
- Supplied with forged brass handles which results in less wear on connecting parts.
- BW items are dual purpose which allows them be used as butt weld fittings to schedule 40 pipe and socket weld fittings for nominal OD tubing.

#### MATERIAL SPECIFICATIONS

- ASTM aluminum alloy.
- Complies with Mil-Spec A-A-59326 for interchangeability in relevant sizes.
- Forged brass handles.
- Zinc plated carbon steel handle pins, pull rings and safety clips.
- Buna-N gasket included.

#### VIEW ONLINE



SCAN FOR INFO  
or visit

[KOA.link/BW-ALB](http://KOA.link/BW-ALB)

Part Number	Size (in)	PSI Rating at 70°F	ASTM Specification	Weight Each (lbs)	Standard Carton
BW-ALB150	1 1/2	250	B26 Grade 713	0.76	30
BW-ALB200	2	250	B26 Grade 713	0.92	50
BW-ALB250	2 1/2	150	B26 Grade 713	1.09	40
BW-ALB300	3	150	B26 Grade 713	1.64	25
BW-ALB400	4	150	B26 Grade 713	2.51	25
BW-ALB500	5	75	B26 Grade 713	3.43	4
BW-ALB600	6	75	B26 Grade 713	5.08	10
BW-ALB800	8	50	B26 Grade 713	8.15	2

Because we continually examine ways to improve our products, we reserve the right to alter specifications or discontinue products without prior notice.



## SW-ALA Series (Aluminum Part A)

### Male Coupler X Socket Weld

#### GENERAL APPLICATIONS

Kuriyama Camlock Couplings are intended for use in many industrial applications. To learn more, please refer to pages 296-297 in this catalog.

#### FEATURES AND ADVANTAGES

- High quality design made to withstand rigorous applications found in industrial markets.
- Aluminum alloy specially designed for high tensile strength and impact resistance.
- Socket weld items are designed for use with schedule 40 pipe.

#### MATERIAL SPECIFICATIONS

- ASTM aluminum alloy.
- Complies with Mil-Spec A-A-59326 for interchangeability in relevant sizes.

#### VIEW ONLINE




SCAN FOR INFO  
or visit

[KOA.link/SW-ALA](https://KOA.link/SW-ALA)

Part Number	Size (in)	PSI Rating at 70°F	ASTM Specification	Weight Each (lbs)	Standard Carton
SW-ALA150	1 1/2	250	B26 Grade 713	0.37	30
SW-ALA200	2	250	B26 Grade 713	0.45	40
SW-ALA250	2 1/2	150	B26 Grade 713	0.65	50
SW-ALA300	3	150	B26 Grade 713	0.77	35
SW-ALA400	4	150	B26 Grade 713	1.41	20
SW-ALA500	5	75	B26 Grade 713	1.70	4
SW-ALA600	6	75	B26 Grade 713	2.08	15

Because we continually examine ways to improve our products, we reserve the right to alter specifications or discontinue products without prior notice.



## SW-ALD Series (Aluminum Part D) Female Coupler X Socket Weld

### GENERAL APPLICATIONS

Kuriyama Camlock Couplings are intended for use in many industrial applications. To learn more, please refer to pages 296-297 in this catalog.

### FEATURES AND ADVANTAGES

- High quality design made to withstand rigorous applications found in industrial markets.
- Aluminum alloy specially designed for high tensile strength and impact resistance.
- Supplied with forged brass handles which results in less wear on connecting parts.
- Socket weld items are designed for use with schedule 40 pipe.

### MATERIAL SPECIFICATIONS

- ASTM aluminum alloy.
- Complies with Mil-Spec A-A-59326 for interchangeability in relevant sizes.
- Zinc plated carbon steel handle pins, pull rings and safety clips.
- Buna-N gasket included.

#### VIEW ONLINE



SCAN FOR INFO  
or visit

[KOA.link.SW-ALD](https://KOA.link/SW-ALD)

Part Number	Size (in)	PSI Rating at 70°F	ASTM Specification	Weight Each (lbs)	Standard Carton
SW-ALD150	1 1/2	250	B26 Grade 713	0.81	30
SW-ALD200	2	250	B26 Grade 713	0.99	40
SW-ALD250	2 1/2	250	B26 Grade 713	1.27	35
SW-ALD300	3	250	B26 Grade 713	1.69	20
SW-ALD400	4	150	B26 Grade 713	2.91	10
SW-ALD500	5	150	B26 Grade 713	4.56	10
SW-ALD600	6	150	B26 Grade 713	5.28	10

Because we continually examine ways to improve our products, we reserve the right to alter specifications or discontinue products without prior notice.



## BW-SSF Series (316 Stainless Part F)

### Male Coupler X Butt Weld

#### GENERAL APPLICATIONS

Kuriyama Camlock Couplings are intended for use in many industrial applications. To learn more, please refer to pages 296-297 in this catalog.

#### FEATURES AND ADVANTAGES

- High quality design made to withstand rigorous applications found in industrial markets.
- Stainless steel alloy is analyzed on every melt, and specially designed for high tensile strength, rigidity, and impact resistance.
- BW items are dual purpose which allows them be used as butt weld fittings to schedule 40 pipe and socket weld fittings for nominal OD tubing.

#### MATERIAL SPECIFICATIONS

- ASTM stainless steel alloy.
- Complies with Mil-Spec A-A-59326 for interchangeability in relevant sizes.

#### VIEW ONLINE



SCAN FOR INFO  
or visit

[KOA.link/BW-SSF](https://KOA.link/BW-SSF)

Part Number	Size (in)	PSI Rating at 70°F	ASTM Specification	Weight Each (lbs)	Standard Carton
BW-SSF150	1 1/2	250	A666/316	1.40	25
BW-SSF200	2	250	A666/316	1.57	20
BW-SSF250	2 1/2	150	A666/316	2.80	12
BW-SSF300	3	150	A666/316	4.17	8
BW-SSF400	4	150	A666/316	6.57	6
BW-SSF500	5	75	A666/316	8.51	4
BW-SSF600	6	75	A666/316	11.52	2

Because we continually examine ways to improve our products, we reserve the right to alter specifications or discontinue products without prior notice.



## BW-SSB Series (316 Stainless Part B) Female Coupler X Butt Weld

### GENERAL APPLICATIONS

Kuriyama Camlock Couplings are intended for use in many industrial applications. To learn more, please refer to pages 296-297 in this catalog.

### FEATURES AND ADVANTAGES

- High quality design made to withstand rigorous applications found in industrial markets.
- Stainless steel alloy is analyzed on every melt, and specially designed for high tensile strength, rigidity, and impact resistance.
- BW items are dual purpose which allows them be used as butt weld fittings to schedule 40 pipe and socket weld fittings for nominal OD tubing.

### MATERIAL SPECIFICATIONS

- ASTM stainless steel alloy.
- Complies with Mil-Spec A-A-59326 for interchangeability in relevant sizes.
- 304 stainless steel handles, handle pins, pull rings, and safety clips.
- Buna-N gasket included.

#### VIEW ONLINE



SCAN FOR INFO  
or visit

[KOA.link/BW-SSB](http://KOA.link/BW-SSB)

Part Number	Size (in)	PSI Rating at 70°F	ASTM Specification	Weight Each (lbs)	Standard Carton
BW-SSB150	1 1/2	250	A666/316	1.27	20
BW-SSB200	2	250	A666/316	1.57	20
BW-SSB250	2 1/2	150	A666/316	2.13	12
BW-SSB300	3	150	A666/316	3.21	8
BW-SSB400	4	150	A666/316	5.72	6
BW-SSB500	5	75	A666/316	6.71	4
BW-SSB600	6	75	A666/316	9.13	2

Because we continually examine ways to improve our products, we reserve the right to alter specifications or discontinue products without prior notice.



## SW-SSA Series (316 Stainless Part A)

### Male Coupler X Socket Weld

#### GENERAL APPLICATIONS

Kuriyama Camlock Couplings are intended for use in many industrial applications. To learn more, please refer to pages 296-297 in this catalog.

#### FEATURES AND ADVANTAGES

- High quality design made to withstand rigorous applications found in industrial markets.
- Stainless steel alloy is analyzed on every melt, and specially designed for high tensile strength, rigidity, and impact resistance.
- Socket weld items are designed for use with schedule 40 pipe.

#### MATERIAL SPECIFICATIONS

- ASTM stainless steel alloy.
- Complies with Mil-Spec A-A-59326 for interchangeability in relevant sizes.

#### VIEW ONLINE



SCAN FOR INFO  
or visit

[KOA.link/SW-SSA](https://KOA.link/SW-SSA)

Part Number	Size (in)	PSI Rating at 70°F	ASTM Specification	Weight Each (lbs)	Standard Carton
SW-SSA150	1 1/2	250	A666/316	0.71	25
SW-SSA200	2	250	A666/316	1.37	12
SW-SSA250	2 1/2	150	A666/316	1.38	12
SW-SSA300	3	150	A666/316	1.87	8
SW-SSA400	4	150	A666/316	3.95	6
SW-SSA500	5	75	A666/316	4.46	4
SW-SSA600	6	75	A666/316	6.16	2

Because we continually examine ways to improve our products, we reserve the right to alter specifications or discontinue products without prior notice.



## SW-SSD Series (316 Stainless Part D) Female Coupler X Socket Weld

### GENERAL APPLICATIONS

Kuriyama Camlock Couplings are intended for use in many industrial applications. To learn more, please refer to pages 296-297 in this catalog.

### FEATURES AND ADVANTAGES

- High quality design made to withstand rigorous applications found in industrial markets.
- Stainless steel alloy is analyzed on every melt, and specially designed for high tensile strength, rigidity, and impact resistance.
- Socket weld items are designed for use with schedule 40 pipe.

### MATERIAL SPECIFICATIONS

- ASTM stainless steel alloy.
- Complies with Mil-Spec A-A-59326 for interchangeability in relevant sizes.
- 304 stainless steel handles, handle pins, pull rings, and safety clips.
- Buna-N gasket included.

VIEW ONLINE



SCAN FOR INFO  
or visit

[KOA.link/SW-SSD](http://KOA.link/SW-SSD)

Part Number	Size (in)	PSI Rating at 70°F	ASTM Specification	Weight Each (lbs)	Standard Carton
SW-SSD150	1 1/2	250	A666/316	1.41	30
SW-SSD200	2	250	A666/316	1.70	40
SW-SSD250	2 1/2	250	A666/316	2.35	35
SW-SSD300	3	250	A666/316	3.30	20
SW-SSD400	4	150	A666/316	5.32	10
SW-SSD500	5	150	A666/316	7.81	10
SW-SSD600	6	150	A666/316	20.79	10

Because we continually examine ways to improve our products, we reserve the right to alter specifications or discontinue products without prior notice.

# CAMLOCKS

Special Application Items

























**Index**


	304 Stainless Steel Handle Set for Camlock Couplings.....104		Aluminum KAS-C..... 94
	304 Stainless Steel KSS-E..... 95		Aluminum KAS-E..... 94
	304 Stainless Steel Safety Clip .....105		Aluminum Part D Coupler x Female ..... 94
	316 Stainless Steel DD-SS..... 88		Aluminum Part A Male Coupler x Female..... 94
	316 Stainless Steel RDA-SS..... 87		Aluminum RDA-A..... 79
	316 Stainless Steel SA-SS ..... 86		Aluminum RDA-SPA..... 79
	Aluminum BCAL..... 97		Aluminum SA-A ..... 84
	Aluminum CGDP ..... 93		Aluminum SCAL-C..... 96
	Aluminum DA45-A..... 80		Aluminum SCAL-E..... 96
	Aluminum DA90-A..... 80		Aluminum TCDA..... 91
	Aluminum DAP..... 92		Aluminum TCDC..... 91
	Aluminum DC90-AL..... 82		Aluminum TCDD ..... 91
	Aluminum DD-AL.....81		Aluminum VRP-A ..... 92
	Aluminum DD90-AL.....81		Aluminum VRP-P ..... 92
	Aluminum FCAL..... 97		Brass RDA-B..... 85
	Aluminum FL-AL-A ..... 83		Brass SA-B..... 84
	Aluminum FL-AL-D..... 83		Brass Handle Set for Camlock Couplings.....104

Because we continually examine ways to improve our products, we reserve the right to alter specifications or discontinue products without prior notice.

**Index (continued)**


	BUNA-N Gasket .....101		KLOC-SS-D ..... 99
	BUNA-N Gasket for API Petroleum Couplings .....103		KLOC-SS-DC ..... 98
	BUNA-N Gasket for Compression Couplings .....103		KLOCSSHA Auto Lock 316 Stainless Steel Handle Set .....105
	BUNA-N Shank Band for EZ-Seal™ Couplings .....103		Polypropylene PPA90 ..... 90
	EPDM Gasket.....101		Polypropylene PPC90..... 89
	Full Flow Swivel Coupling Female.....100		Polypropylene PPF90 ..... 90
	Full Flow Swivel Coupling Male .....100		Viton Gasket .....101
	Full Flow Swivel Coupling Set.....100		VRP-Probe ..... 93
	KLOC-SS-B ..... 99		White Neoprene (FDA) Gasket .....102
	KLOC-SS-C ..... 98		White Nitrile Gasket .....102

Because we continually examine ways to improve our products, we reserve the right to alter specifications or discontinue products without prior notice.



RDA-A

**RDA-A Series (Aluminum Part D x A)**  
Female Coupler X Male Coupler



RDA-SPA

**RDA-SPA Series (Aluminum Part D x A with Pipe Tap)**  
Female Coupler X Male Coupler with 1/2" Pipe Tap

**VIEW ONLINE**



SCAN FOR INFO  
or visit  
[KOA.link/RDA-A](http://KOA.link/RDA-A)

**GENERAL APPLICATIONS**

Kuriyama Camlock Couplings are intended for use in many industrial applications. To learn more, please refer to pages 296-297 in this catalog.

**FEATURES AND ADVANTAGES**

- High quality design made to withstand rigorous applications found in industrial markets.
- Aluminum alloy specially designed for high tensile strength and impact resistance.
- Supplied with forged brass handles which results in less wear on connecting parts.

**MATERIAL SPECIFICATIONS**

- ASTM aluminum alloy.
- Complies with Mil-Spec A-A-59326 for interchangeability.
- Forged brass handles.
- Zinc-plated carbon steel handle pins, pull rings and safety clips.
- Buna-N gasket included.

Part Number	Female Coupler Size (in)	Male Coupler Size (in)	PSI Rating at 70°F	ASTM Specification	Weight Each (lbs)	Standard Carton
RDA-A2015	2	1 1/2	250	B26 Grade 713	0.99	20
RDA-A2030	2	3	250	B26 Grade 713	1.64	12
RDA-A3020	3	2	150	B108-92 356	2.37	6
RDA-A3040	3	4	150	B108-92 356	2.60	6
RDA-A4020	4	2	150	B26 Grade 713	2.70	6
RDA-A4030	4	3	150	B108-92 356	2.96	6
RDA-A4050	4	5	150	B108-92 356	4.41	4
RDA-A5040	5	4	75	B26 Grade 713	4.07	4
RDA-A6040	6	4	75	B108-92 356	6.66	2
RDA-A8060	8	6	50	B26 Grade 713	10.40	4

Part Number	Female Coupler Size (in)	Male Coupler Size (in)	NPT Size (in)	PSI Rating at 70°F	ASTM Specification	Weight Each (lbs)	Standard Carton
RDA-SPA4030	4	3	1/2	150	B108-92 356	2.73	6

Because we continually examine ways to improve our products, we reserve the right to alter specifications or discontinue products without prior notice.



**DA45-A Series**  
*(Aluminum Part D x A 45° Elbow)*  
Female Coupler X Male Coupler

**DA90-A Series**  
*(Aluminum Part D x A 90° Elbow)*  
Female Coupler X Male Coupler

**GENERAL APPLICATIONS**

Kuriyama Camlock Couplings are intended for use in many industrial applications. To learn more, please refer to pages 296-297 in this catalog.

**FEATURES AND ADVANTAGES**

- High quality design made to withstand rigorous applications found in industrial markets.
- Aluminum alloy specially designed for high tensile strength and impact resistance.
- Supplied with forged brass handles which results in less wear on connecting parts.

**MATERIAL SPECIFICATIONS**

- ASTM aluminum alloy.
- Complies with Mil-Spec A-A-59326 for interchangeability.
- Forged brass handles.
- Zinc-plated carbon steel handle pins, pull rings and safety clips.
- Buna-N gasket included.

**VIEW ONLINE**



SCAN FOR INFO  
or visit  
[KOA.link/DA-A](http://KOA.link/DA-A)

Part Number	Size (in)	PSI Rating at 70°F	ASTM Specification	Weight Each (lbs)	Standard Carton
DA45-A200	2	250	B85 Grade 383	1.65	10
DA45-A300	3	150	B85 Grade 383	2.45	6
DA45-A400	4	150	B85 Grade 383	4.90	4
DA45-A600	6	75	B85 Grade 383	14.80	2


Part Number	Size (in)	PSI Rating at 70°F	ASTM Specification	Weight Each (lbs)	Standard Carton
DA90-A150	1 1/2	250	B85 Grade 383	1.10	20
DA90-A200	2	250	B85 Grade 383	1.50	16
DA90-A300	3	150	B85 Grade 383	2.17	10
DA90-A400	4	150	B85 Grade 383	4.30	5
DA90-A600	6	75	B85 Grade 383	13.20	2

Because we continually examine ways to improve our products, we reserve the right to alter specifications or discontinue products without prior notice.



DD90-AL

**DD90-AL Series**  
*(Aluminum Part D x D 90° Elbow)*  
Female Coupler X Female Coupler



DD-AL

**DD-AL Series** *(Aluminum Part D x D)*  
Female Coupler X Female Coupler

VIEW ONLINE



SCAN FOR INFO  
or visit  
[KOA.link/DD-AL](http://KOA.link/DD-AL)

**GENERAL APPLICATIONS**

Kuriyama Camlock Couplings are intended for use in many industrial applications. To learn more, please refer to pages 296-297 in this catalog.

**FEATURES AND ADVANTAGES**

- High quality design made to withstand rigorous applications found in industrial markets.
- Aluminum alloy specially designed for high tensile strength and impact resistance.
- Supplied with forged brass handles which results in less wear on connecting parts.


**MATERIAL SPECIFICATIONS**

- ASTM aluminum alloy.
- Complies with Mil-Spec A-A-59326 for interchangeability.
- Forged brass handles.
- Zinc-plated carbon steel handle pins, pull rings and safety clips.
- Buna-N gasket included.

Part Number	Size (in)	PSI Rating at 70°F	ASTM Specification	Weight Each (lbs)	Standard Carton
DD90-AL200	2	250	B85 Grade 383	2.20	16
DD90-AL300	3	150	B85 Grade 383	3.50	10
DD90-AL400	4	150	B85 Grade 383	5.10	5
DD90-AL600	6	75	B85 Grade 383	10.50	2

Part Number	Female Coupler Size (in)	Female Coupler Size (in)	PSI Rating at 70°F	ASTM Specification	Weight Each (lbs)	Standard Carton
DD-AL150	1 1/2	1 1/2	250	B85 Grade 383	4.35	9
DD-AL200	2	2	250	B85 Grade 383	1.43	12
DD-AL2030	2	3	150	B85 Grade 383	4.35	9
DD-AL300	3	3	150	B85 Grade 383	2.40	6
DD-AL3040	3	4	150	B85 Grade 383	5.90	12
DD-AL400	4	4	150	B85 Grade 383	3.90	5
DD-AL600	6	6	75	B85 Grade 383	7.32	4

Because we continually examine ways to improve our products, we reserve the right to alter specifications or discontinue products without prior notice.



## DC90-AL Series (Aluminum Part C x Hose Shank 90° Elbow) Female Coupler X Hose Shank

### GENERAL APPLICATIONS

Kuriyama Camlock Couplings are intended for use in many industrial applications. To learn more, please refer to pages 296-297 in this catalog.

### FEATURES AND ADVANTAGES

- High quality design made to withstand rigorous applications found in industrial markets.
- Aluminum alloy specially designed for high tensile strength and impact resistance.
- Supplied with forged brass handles which results in less wear on connecting parts.

### MATERIAL SPECIFICATIONS

- ASTM aluminum alloy.
- Complies with Mil-Spec A-A-59326 for interchangeability.
- Forged brass handles.
- Zinc-plated carbon steel handle pins, pull rings and safety clips.
- Buna-N gasket included.


**VIEW ONLINE**



SCAN FOR INFO  
or visit  
[KOA.link/DC90-AL](https://KOA.link/DC90-AL)

Part Number	Size (in)	PSI Rating at 70°F	ASTM Specification	Weight Each (lbs)	Standard Carton
DC90-A150	1 1/2	250	B85 Grade 383	1.08	24
DC90-A200	2	250	B85 Grade 383	1.48	24
DC90-A300	3	150	B85 Grade 383	2.50	10
DC90-A400	4	150	B85 Grade 383	4.80	5
DC90-A600	6	75	B85 Grade 383	14.50	2


Because we continually examine ways to improve our products, we reserve the right to alter specifications or discontinue products without prior notice.



FL-AL-A

## FL-AL-A Series (Aluminum)

Male Coupler x 150# ASA Flange



FL-AL-D

## FL-AL-D Series (Aluminum Part D x Flange)

Female Coupler X 150# ASA Flange

VIEW ONLINE



SCAN FOR INFO

or visit

[KOA.link/FL-AL](http://KOA.link/FL-AL)

### GENERAL APPLICATIONS

Kuriyama Camlock Couplings are intended for use in many industrial applications. To learn more, please refer to pages 296-297 in this catalog.

### FEATURES AND ADVANTAGES

- High quality design made to withstand rigorous applications found in industrial markets.
- Aluminum alloy specially designed for high tensile strength and impact resistance.
- Supplied with forged brass handles which results in less wear on connecting parts. (FL-AL-D only)

### MATERIAL SPECIFICATIONS

- ASTM aluminum alloy.
- Complies with Mil-Spec A-A-59326 for interchangeability.

### MATERIAL SPECIFICATIONS (FL-AL-D ONLY)

- Forged brass handles.
- Zinc-plated carbon steel handle pins, pull rings and safety clips.
- Buna-N gasket included.

Part Number	Size (in)	Number Bolt Holes	PSI Rating at 70°F	ASTM Specification	Weight Each (lbs)	Standard Carton
FL-AL-A200	2	4	250	B85 Grade 383	3.05	6
FL-AL-A300	3	4	150	B85 Grade 383	3.86	4
FL-AL-A400	4	8	150	B85 Grade 383	5.86	3
FL-AL-A600	6	8	75	B85 Grade 383	9.92	2
FL-AL-A800	8	8	50	B108-92 356	14.50	1
FL-AL-A800	8	8	50	B108-92 356	14.50	1

Part Number	Size (in)	Number Bolt Holes	PSI Rating at 70°F	ASTM Specification	Weight Each (lbs)	Standard Carton
FL-AL-D200	2	4	250	B85 Grade 383	2.35	4
FL-AL-D300	3	4	150	B85 Grade 383	5.07	3
FL-AL-D400	4	8	150	B85 Grade 383	7.94	2
FL-AL-D600	6	8	75	B85 Grade 383	12.89	1
FL-AL-D800	8	8	50	B108-92 356	16.50	1


Because we continually examine ways to improve our products, we reserve the right to alter specifications or discontinue products without prior notice.



SA-A

## SA-A Series (Aluminum Part A x A)

Male Coupler X Male Coupler



SA-B

## SA-B Series (Brass Part A x A)

Male Coupler X Male Coupler

### VIEW ONLINE



SCAN FOR INFO  
or visit  
[KOA.link/SA](https://KOA.link/SA)

### GENERAL APPLICATIONS

Kuriyama Camlock Couplings are intended for use in many industrial applications. To learn more, please refer to pages 296-297 in this catalog.

### FEATURES AND ADVANTAGES


- High quality design made to withstand rigorous applications found in industrial markets.
- SA-A: Aluminum alloy specially designed for high tensile strength and impact resistance.
- SA-B: Brass alloy is specially designed for high tensile strength, impact resistance, and rigidity.

### MATERIAL SPECIFICATIONS

- SA-A: ASTM aluminum alloy.
- SA-B: ASTM brass alloy, specially designed for high tensile strength and impact resistance.
- Complies with Mil-Spec A-A-59326 for interchangeability.

Part Number	Male Coupler Size (in)	Male Coupler Size (in)	PSI Rating at 70°F	ASTM Specification	Weight Each (lbs)	Standard Carton
SA-A150	1 1/2	1 1/2	250	B108-92 356	0.43	50
SA-A1520	1 1/2	2	250	B108-92 356	0.55	40
SA-A200	2	2	250	B108-92 356	0.68	40
SA-A2030	2	3	150	B108-92 356	0.97	12
SA-A300	3	3	150	B108-92 356	1.10	12
SA-A3040	3	4	150	B108-92 356	1.78	8
SA-A400	4	4	150	B108-92 356	1.91	6
SA-A4060	4	6	75	B26 Grade 713	3.64	8
SA-A600	6	6	75	B26 Grade 713	3.48	4
SA-B150	1 1/2	1 1/2	250	B584 Grade C85700	1.35	50
SA-B200	2	2	250	B584 Grade C85700	2.11	40
SA-B250	2 1/2	2 1/2	150	B584 Grade C85700	3.55	30
SA-B300	3	3	150	B584 Grade C85700	3.69	20
SA-B400	4	4	150	B584 Grade C85700	5.97	6

Because we continually examine ways to improve our products, we reserve the right to alter specifications or discontinue products without prior notice.



## RDA-B Series (Brass Part D x A) Female Coupler X Male Coupler

### GENERAL APPLICATIONS

Kuriyama Camlock Couplings are intended for use in many industrial applications. To learn more, please refer to pages 296-297 in this catalog.

### FEATURES AND ADVANTAGES

- High quality design made to withstand rigorous applications found in industrial markets.
- Brass alloy is specially designed for high tensile strength, impact resistance, and rigidity.
- Forged brass handles result in less wear on connecting parts.

### MATERIAL SPECIFICATIONS

- ASTM brass alloy.
- Complies with Mil-Spec A-A-59326 for interchangeability.
- Forged brass handles.
- 304 stainless steel handle pins and pull rings.
- Buna-N gasket included.


VIEW ONLINE



SCAN FOR INFO  
or visit  
[KOA.link/RDA-B](https://KOA.link/RDA-B)

Part Number	Female Coupler Size (in)	Male Coupler Size (in)	PSI Rating at 70°F	ASTM Specification	Weight Each (lbs)	Standard Carton
RDA-B2030	2	3	150	B584 Grade C85700	2.86	6
RDA-B3020	3	2	150	B584 Grade C85700	6.12	6
RDA-B4020	4	2	150	B584 Grade C85700	7.07	6
RDA-B4030	4	3	150	B584 Grade C85700	9.42	6

Because we continually examine ways to improve our products, we reserve the right to alter specifications or discontinue products without prior notice.



## SA-SS Series (316 Stainless Part A x A) Male Coupler X Male Coupler

### GENERAL APPLICATIONS

Kuriyama Camlock Couplings are intended for use in many industrial applications. To learn more, please refer to pages 296-297 in this catalog.

### FEATURES AND ADVANTAGES

- High quality design made to withstand rigorous applications found in industrial markets.
- Stainless steel alloy is analyzed on every melt, and specially designed for high tensile strength, rigidity, and impact resistance.

### MATERIAL SPECIFICATIONS

- ASTM stainless steel alloy.
- Complies with Mil-Spec A-A-59326 for interchangeability.


#### VIEW ONLINE



SCAN FOR INFO  
or visit  
[KOA.link/SA-SS](https://KOA.link/SA-SS)

Part Number	Male Coupler Size (in)	Male Coupler Size (in)	PSI Rating at 70°F	ASTM Specification	Weight Each (lbs)	Standard Carton
SA-SS150	1 1/2	1 1/2	250	A666/316	1.76	18
SA-SS1520	1 1/2	2	250	A666/316	2.10	20
SA-SS200	2	2	250	A666/316	2.48	20
SA-SS2030	2	3	150	A666/316	3.14	10
SA-SS300	3	3	150	A666/316	4.61	10
SA-SS3040	3	4	150	A666/316	5.28	6
SA-SS400	4	4	150	A666/316	7.28	6

Because we continually examine ways to improve our products, we reserve the right to alter specifications or discontinue products without prior notice.



## RDA-SS Series (316 Stainless Part D x A) Female Coupler X Male Couple

### GENERAL APPLICATIONS

Kuriyama Camlock Couplings are intended for use in many industrial applications. To learn more, please refer to pages 296-297 in this catalog.

### FEATURES AND ADVANTAGES

- High quality design made to withstand rigorous applications found in industrial markets.
- Stainless steel alloy is analyzed on every melt, and specially designed for high tensile strength, rigidity, and impact resistance.

### MATERIAL SPECIFICATIONS

- ASTM stainless steel alloy.
- Complies with Mil-Spec A-A-59326 for interchangeability.
- 304 stainless steel handles, handle pins, pull rings, and safety clips.
- Buna-N gasket included.


**VIEW ONLINE**



SCAN FOR INFO  
or visit  
[KOA.link/RDA-SS](https://KOA.link/RDA-SS)

Part Number	Female Coupler Size (in)	Male Coupler Size (in)	PSI Rating at 70°F	ASTM Specification	Weight Each (lbs)	Standard Carton
RDA-SS2010	2	1	150	A666/316	2.73	20
RDA-SS2030	2	3	150	A666/316	3.45	6
RDA-SS3020	3	2	150	A666/316	4.08	4
RDA-SS4030	4	3	150	A666/316	6.41	3
RDA-SS6040	6	4	150	A666/316	12.10	2

Because we continually examine ways to improve our products, we reserve the right to alter specifications or discontinue products without prior notice.



## DD-SS Series (316 Stainless Part D x D) Female Coupler X Female Coupler

### GENERAL APPLICATIONS

Kuriyama Camlock Couplings are intended for use in many industrial applications. To learn more, please refer to pages 296-297 in this catalog.

### FEATURES AND ADVANTAGES

- High quality design made to withstand rigorous applications found in industrial markets.
- Stainless steel alloy is analyzed on every melt, and specially designed for high tensile strength, rigidity, and impact resistance.

### MATERIAL SPECIFICATIONS

- ASTM stainless steel alloy.
- Complies with Mil-Spec A-A-59326 for interchangeability.
- 304 stainless steel handles, handle pins, pull rings, and safety clips.
- Buna-N gasket included.

#### VIEW ONLINE



SCAN FOR INFO  
or visit

[KOA.link/DD-SS](https://KOA.link/DD-SS)

Part Number	Size (in)	PSI Rating at 70°F	ASTM Specification	Weight Each (lbs)	Standard Carton
DD-SS150	1 1/2	250	A666/316	2.10	20
DD-SS200	2	250	A666/316	2.89	12
DD-SS300	3	150	A666/316	5.11	6
DD-SS400	4	150	A666/316	6.66	5

Because we continually examine ways to improve our products, we reserve the right to alter specifications or discontinue products without prior notice.



**PPC90 Series**  
*(Polypropylene Part C x Hose Shank 90° Elbow)*  
Female Coupler X Hose Shank

**GENERAL APPLICATIONS**

Kuriyama Camlock Couplings are intended for use in many industrial applications. To learn more, please refer to pages 296-297 in this catalog.

**FEATURES AND ADVANTAGES**

- Polypropylene material is glass filled for added strength and durability.
- Extremely lightweight yet strong.
- Precision molded to ensure consistency in form and function.
- Economical when compared with other materials.

**MATERIAL SPECIFICATIONS**

- Glass filled polypropylene.
- Complies with Mil-Spec A-A-59326 for interchangeability in relevant sizes.
- Locking feature using safety clips to prevent disconnection during use.
- Supplied 304 stainless steel handles, handle pins, pull rings, and safety clips.
- EPDM gasket included.

**VIEW ONLINE**



SCAN FOR INFO  
or visit  
[KOA.link/PPC90](https://KOA.link/PPC90)

Part Number	Size (in)	PSI Rating at 70°F	Weight Each (lbs)	Standard Carton
PP150C90	1 1/2	100	0.56	6
PP200C90	2	100	0.73	4

Because we continually examine ways to improve our products, we reserve the right to alter specifications or discontinue products without prior notice.



**PPA90 Series (Polypropylene Part A x Female NPT 90° Elbow)**

Male Coupler X Female NPT

**PPF90 Series (Polypropylene Part A x Male NPT 90° Elbow)**

Male Coupler x Male NPT

**GENERAL APPLICATIONS**

Kuriyama Camlock Couplings are intended for use in many industrial applications. To learn more, please refer to pages 296-297 in this catalog.

**FEATURES AND ADVANTAGES**

- Polypropylene material is glass filled for added strength and durability.
- Extremely lightweight yet strong.
- Precision molded to ensure consistency in form and function.
- Economical when compared with other materials.

**MATERIAL SPECIFICATIONS**

- Glass filled polypropylene.
- Complies with Mil-Spec A-A-59326 for interchangeability in relevant sizes.

**VIEW ONLINE**




SCAN FOR INFO  
or visit  
[KOA.link/PPx90](https://KOA.link/PPx90)

Part Number	Size (in)	PSI Rating at 70°F	Weight Each (lbs)	Standard Carton
PP150A90	1 1/2	100	0.23	24
PP200A90	2	100	0.36	24

Part Number	Size (in)	PSI Rating at 70°F	Weight Each (lbs)	Standard Carton
PP150F90	1 1/2	100	0.27	24
PP200F90	2	100	0.41	24

Because we continually examine ways to improve our products, we reserve the right to alter specifications or discontinue products without prior notice.



**TCDA Series (Aluminum Part D x A)**

API Female Coupler X Male Coupler

**TCDD Series (Aluminum Part D x D)**

API Female Coupler X Female Coupler

**TCDC Series (Aluminum Part DC)**

API Dust Cap

**VIEW ONLINE**



SCAN FOR INFO  
or visit  
[KOA.link/TCDA](http://KOA.link/TCDA)

**GENERAL APPLICATIONS**

Kuriyama Camlock Couplings are intended for use in many industrial applications. To learn more, please refer to pages 296-297 in this catalog.

**FEATURES AND ADVANTAGES**

- High quality design made for use in petroleum markets with bottom loading applications.
- API coupler end designed at a 22° angle for easy connecting and unrestricted off-loading.
- Aluminum alloy specially designed for high tensile strength and impact resistance.
- Supplied with forged brass handles, which results in less wear on connecting parts.

**MATERIAL SPECIFICATIONS**


- ASTM aluminum alloy.
- Supplied with a heavy-duty attachment chain.
- Zinc-plated carbon steel handle pins, pull rings and safety clips.
- Buna-N gasket included.

Part Number	API Size (in)	Coupler Size (in)	PSI Rating at 70°F	ASTM Specification	Weight Each (lbs)	Standard Carton
TCDA-A4030	4	3	150	B26 Grade 713	4.25	4
TCDA-A4040	4	4	150	B26 Grade 713	4.50	4

Part Number	Size (in)	PSI Rating at 70°F	ASTM Specification	Weight Each (lbs)	Standard Carton
TCDD-A4040	4	150	B26 Grade 713	6.00	2

Part Number	Size (in)	PSI Rating at 70°F	ASTM Specification	Weight Each (lbs)	Standard Carton
TCDC-A400	4	150	B26 Grade 713	3.00	6

Because we continually examine ways to improve our products, we reserve the right to alter specifications or discontinue products without prior notice.



**VRP-A Series (Aluminum Part C w/Probe)**

Female Coupler X Hose Shank

**VRP-P Series (Aluminum Part C w/Poppet)**

Female Coupler X Hose Shank

**DAP Series (Aluminum Part C w/Probe)**

Female Coupler X Male Coupler

**VIEW ONLINE**

SCAN FOR INFO  
or visit  
[KOA.link/VAPOR](http://KOA.link/VAPOR)

**GENERAL APPLICATIONS**

Kuriyama Camlock Couplings are intended for use in many industrial applications. To learn more, please refer to pages 296-297 in this catalog.

**FEATURES AND ADVANTAGES**

- High quality design made for use in petroleum markets with bottom loading applications.
- Each coupling comes with a probe for connecting with male vapor coupling.
- Aluminum alloy specially designed for high tensile strength and impact resistance.
- Supplied with forged brass handles, which results in less wear on connecting parts.

**MATERIAL SPECIFICATIONS**

- ASTM aluminum alloy.
- Zinc-plated carbon steel handle pins, pull rings and safety clips.
- Supplied with brass probe.
- Buna-N gasket included.

Part Number	Coupler Size (in)	Shank Size (in)	PSI Rating at 70°F	ASTM Specification	Weight Each (lbs)	Standard Carton
VRP-A4030	4	3	150	B26 Grade 713	3.04	4
VRP-A4040	4	4	150	B26 Grade 713	3.15	4

Part Number	Coupler Size (in)	Shank Size (in)	PSI Rating at 70°F	ASTM Specification	Weight Each (lbs)	Standard Carton
VRP-P4030	4	3	150	B26 Grade 713	4.01	5

Part Number	Female Coupler Size (in)	Male Coupler Size (in)	PSI Rating at 70°F	ASTM Specification	Weight Each (lbs)	Standard Carton
DAP-4030	4	3	150	B26 Grade 713	3.54	4

Because we continually examine ways to improve our products, we reserve the right to alter specifications or discontinue products without prior notice.



CGDP



VRP-PROBE

**CGDP Series (Aluminum Part D w/Probe)**  
Aluminum Vapor Recovery Coupler with Female Coupler X Female NPT

**Brass Probe (Brass Replacement Probe for Vapor Recovery Items)**

For VRP-A, VRP-P, DAP, CGDP

**VIEW ONLINE**



SCAN FOR INFO  
or visit

[KOA.link/VAPOR](http://KOA.link/VAPOR)

**GENERAL APPLICATIONS**

Kuriyama Camlock Couplings are intended for use in many industrial applications. To learn more, please refer to pages 296-297 in this catalog.

**FEATURES AND ADVANTAGES**

- High quality design made for use in petroleum markets with bottom loading applications.
- Each coupling comes with a probe for connecting with male vapor coupling.
- Aluminum alloy specially designed for high tensile strength and impact resistance.
- Supplied with forged brass handles, which results in less wear on connecting parts.

**MATERIAL SPECIFICATIONS**

- ASTM aluminum alloy.
- Zinc-plated carbon steel handle pins, pull rings and safety clips.
- Supplied with brass probe.
- Buna-N gasket included.

Part Number	Female Coupler Size (in)	NPT Size (in)	PSI Rating at 70°F	ASTM Specification	Weight Each (lbs)	Standard Carton
CGDP-A4030	4	3	150	B26 Grade 713	3.08	4
CGDP-A4040	4	4	150	B26 Grade 713	3.80	4


Part Number	Size (in)	Standard Carton	ASTM Specification	Weight Each (lbs)
VRP-PROBE	3/16	1	B26 Grade 713	0.14

Because we continually examine ways to improve our products, we reserve the right to alter specifications or discontinue products without prior notice.



KAS-C

**KAS-C Series**  
*(Aluminum Part C x NPT Swivel)*  
Female Coupler X Female NPT Swivel



KAS-E

**KAS-E Series**  
*(Aluminum Part E x NPT Swivel)*  
Male Coupler X Female NPT Swivel

**VIEW ONLINE**



SCAN FOR INFO  
or visit  
[KOA.link/KAS](https://KOA.link/KAS)

**GENERAL APPLICATIONS**

Kuriyama Camlock Couplings are intended for use in many industrial applications. To learn more, please refer to pages 296-297 in this catalog.

**FEATURES AND ADVANTAGES**

- High quality design to withstand rigorous applications found in industrial markets.
- Specially designed swivel coupling supplied with a Buna-N O-Ring minimizes the torque and twisting that occurs when a hose is in service.
- Supplied with forged brass handles which results in less wear on connecting parts.

**MATERIAL SPECIFICATIONS**

- ASTM aluminum alloy.
- Complies with Mil-Spec A-A-59326 for interchangeability.
- Buna-N gasket included.

Part Number	Size (in)	PSI Rating at 70°F	ASTM Specification	Weight Each (lbs)	Standard Carton
KAS-C401	4	150	B26 Grade 713	5.20	1
KAS-C501	5	75	B26 Grade 713	6.53	1
KAS-C601	6	50	B26 Grade 713	10.49	1

Part Number	Size (in)	PSI Rating at 70°F	ASTM Specification	Weight Each (lbs)	Standard Carton
KAS-E401	4	150	B26 Grade 713	4.67	1
KAS-E501	5	75	B26 Grade 713	5.42	1
KAS-E601	6	50	B26 Grade 713	6.97	1

Because we continually examine ways to improve our products, we reserve the right to alter specifications or discontinue products without prior notice.



## KSS-E Series (SS304 Part E x NPT Swivel) Male Coupler X Female NPT Swivel

### GENERAL APPLICATIONS

Kuriyama Camlock Couplings are intended for use in many industrial applications. To learn more, please refer to pages 296-297 in this catalog.

### FEATURES AND ADVANTAGES

- High quality design to withstand rigorous applications found in industrial markets.
- Specially designed swivel coupling supplied with a Buna-N O-Ring minimizes the torque and twisting that occurs when a hose is in service.

### MATERIAL SPECIFICATIONS

- ASTM stainless steel alloy.
- Complies with Mil-Spec A-A-59326 for interchangeability.
- Buna-N gasket included.

VIEW ONLINE



SCAN FOR INFO

or visit

[KOA.link/KSS](https://KOA.link/KSS)

Part Number	Size (in)	PSI Rating at 70°F	ASTM Specification	Weight Each (lbs)	Standard Carton
KSS-E401	4	150	A666/304	6.12	1
KSS-E501	5	75	A666/304	7.61	1
KSS-E601	6	50	A666/304	11.07	1


Because we continually examine ways to improve our products, we reserve the right to alter specifications or discontinue products without prior notice.



SCAL-C

**SCAL-C Series (Aluminum Part C Swivel)**  
Female Coupler X Hose Shank

**SCAL-E Series (Aluminum Part E Swivel)**  
Male Coupler X Hose Shank



SCAL-E

**VIEW ONLINE**



SCAN FOR INFO  
or visit  
[KOA.link/SCAL](http://KOA.link/SCAL)

**GENERAL APPLICATIONS**

Kuriyama Camlock Couplings are intended for use in many industrial applications. To learn more, please refer to pages 296-297 in this catalog.

**FEATURES AND ADVANTAGES**

- High quality design to withstand rigorous applications found in industrial markets.
- Nitrile gasket helps prevent product contamination.
- SCAL-C series supplied with forged brass handles which results in less wear on connecting parts.

**MATERIAL SPECIFICATIONS**

- ASTM aluminum alloy.
- Complies with Mil-Spec A-A-59326 for interchangeability.
- 304 stainless steel handle pins, pull rings, and safety clips.
- Buna-N gasket included.


Part Number	Size (in)	PSI Rating at 70°F	ASTM Specification	Weight Each (lbs)	Standard Carton
SCAL-C400	4	72	B26 Grade 713	5.50	4
SCAL-E400	4	72	B26 Grade 713	3.20	4

Z-Lok™ Investment cast stainless steel LTW™ (Lifetime Warranty) handles.

Stainless steel ball bearings ensure smooth swivel action.



White Nitrile gasket helps prevent product contamination. See page 102 for the White Nitrile gasket.



Safety clip provides positive locking.


New SmoothFlow™ tapered throat design provides full flow . . . reduces pressure drop and material build-up in hose.

SureSeal™ Aluminum Collar Clamp (included) provides positive seal . . . eliminates cutting of hose at shank end.

**Note: Suggested for use with Tigerflex™ 4" ID hoses**




Because we continually examine ways to improve our products, we reserve the right to alter specifications or discontinue products without prior notice.



## BCAL Series (Aluminum Part B x Compression)

Female Coupler X Compression



## FCAL Series (Aluminum Part A x Compression)

Male Coupler X Compression

### GENERAL APPLICATIONS

Kuriyama Camlock Couplings are intended for use in many industrial applications. To learn more, please refer to pages 296-297 in this catalog.

### FEATURES AND ADVANTAGES

- High quality design made to withstand rigorous applications found in industrial markets.
- Aluminum alloy specially designed for high tensile strength and impact resistance.
- BCAL Series supplied with forged brass handles which results in less wear on connecting parts.


### VIEW ONLINE



SCAN FOR INFO  
or visit  
[KOA.link/B-FCAL](http://KOA.link/B-FCAL)

### MATERIAL SPECIFICATIONS

- ASTM aluminum alloy.
- Complies with Mil-Spec A-A-59326 for interchangeability.
- Forged brass handles for BCAL Series.
- Zinc-plated carbon steel handle pins, pull rings and safety clips for BCAL Series.
- Buna-N gasket included for BCAL Series.



Part Number	Size (in)	PSI Rating at 70°F	ASTM Specification	Weight Each (lbs)	Standard Carton
BCAL150	1 1/2	250	B26 Grade 713	0.96	25
BCAL200	2	250	B26 Grade 713	1.16	20
BCAL250	2 1/2	150	B26 Grade 713	1.54	12
BCAL300	3	150	B26 Grade 713	2.08	10


Part Number	Size (in)	PSI Rating at 70°F	ASTM Specification	Weight Each (lbs)	Standard Carton
FCAL150	1 1/2	250	B26 Grade 713	0.52	25
FCAL200	2	250	B26 Grade 713	0.72	20
FCAL250	2 1/2	150	B26 Grade 713	1.32	12
FCAL300	3	150	B26 Grade 713	1.46	10

Because we continually examine ways to improve our products, we reserve the right to alter specifications or discontinue products without prior notice.



## KLOC-SS-C Series (316 Stainless Part C)

Female Coupler X Hose Shank



## KLOC-SS-DC Series (316 Stainless Part DC)

Dust Cap

### GENERAL APPLICATIONS

Kuriyama Camlock Couplings are intended for use in many industrial applications. To learn more, please refer to pages 296-297 in this catalog.

### FEATURES AND ADVANTAGES

- High quality design made for use in petroleum markets with bottom loading applications.
- Stainless steel alloy is analyzed on every melt, and specifically designed for high tensile strength and rigidity.
- Self-Locking handle provides maximum security and safety when connecting with male parts.

### MATERIAL SPECIFICATIONS

- ASTM stainless steel alloy, specially designed for high tensile strength and impact resistance.
- Complies with Mil-Spec A-A-59326 for interchangeability.
- 304 stainless steel handles, handle pins, pull rings, and safety clips.
- Buna-N gasket included.

### VIEW ONLINE



SCAN FOR INFO  
or visit  
[KOA.link/KLOC1](https://KOA.link/KLOC1)

Part Number	Coupler Size (in)	Shank Size (in)	PSI Rating at 70°F	ASTM Specification	Weight Each (lbs)	Standard Carton
KLOC-SS-C150	1 1/2	1 1/2	250	A666/316	1.87	15
KLOC-SS-C200	2	2	250	A666/316	2.80	10
KLOC-SS-C300	3	3	150	A666/316	5.22	5

Part Number	Size (in)	PSI Rating at 70°F	ASTM Specification	Weight Each (lbs)	Standard Carton
KLOC-SS-DC200	2	250	A666/316	1.89	18
KLOC-SS-DC300	3	150	A666/316	3.33	8

Because we continually examine ways to improve our products, we reserve the right to alter specifications or discontinue products without prior notice.



**KLOC-SS-B Series**  
*(316 Stainless Part B)*

Female Coupler X Male NPT

**KLOC-SS-D Series**  
*(316 Stainless Part D)*

Female Coupler X Female NPT



**GENERAL APPLICATIONS**

Kuriyama Camlock Couplings are intended for use in many industrial applications. To learn more, please refer to pages 296-297 in this catalog.

**FEATURES AND ADVANTAGES**

- High quality design made for use in petroleum markets with bottom loading applications.
- Stainless steel alloy is analyzed on every melt, and specifically designed for high tensile strength and rigidity.
- Self-Locking handle provides maximum security and safety when connecting with male parts.

**MATERIAL SPECIFICATIONS**

- ASTM stainless steel alloy, specially designed for high tensile strength and impact resistance.
- Complies with Mil-Spec A-A-59326 for interchangeability.
- 304 stainless steel handles, handle pins, pull rings, and safety clips.
- Buna-N gasket included.

**VIEW ONLINE**



SCAN FOR INFO  
or visit  
[KOA.link/KLOC2](http://KOA.link/KLOC2)


Part Number	Coupler Size (in)	NPT Size (in)	PSI Rating at 70°F	ASTM Specification	Weight Each (lbs)	Standard Carton
KLOC-SS-B150	1 1/2	1 1/2	250	A666/316	1.57	20
KLOC-SS-B200	2	2	250	A666/316	2.00	16
KLOC-SS-B300	3	3	150	A666/316	3.63	4

Part Number	Coupler Size (in)	NPT Size (in)	PSI Rating at 70°F	ASTM Specification	Weight Each (lbs)	Standard Carton
KLOC-SS-D150	1 1/2	1 1/2	250	A666/316	1.74	20
KLOC-SS-D200	2	2	250	A666/316	2.26	16
KLOC-SS-D300	3	3	150	A666/316	3.85	4

Because we continually examine ways to improve our products, we reserve the right to alter specifications or discontinue products without prior notice.

Ribbed interior screws over outside of the hose.

Swivel joint reduces instances of hose twisting.



## Full Flow Swivel Coupling

### VIEW ONLINE



SCAN FOR INFO  
or visit  
[KOA.link/Full-Flow](http://KOA.link/Full-Flow)



Fits the following Tigerflex™ series hoses:

- MULCH™
- MULCH-LT™
- BARK™
- LK™
- UV1™



## AL-MHS Series (Aluminum) Full-Flow Swivel Coupling Set

### GENERAL APPLICATIONS

Kuriyama Camlock Couplings are intended for use in many industrial applications. To learn more, please refer to pages 296-297 in this catalog.

### FEATURES AND ADVANTAGES

- **Full Flow Interior** – Prevents material build-up due to the absence of an interior hose shank. Instead, our coupling screws easily and securely over the outside of the hose to provide full flow.
- **Swivel Joint** – Stainless steel ball bearings ensure smooth swivel action, reducing instances of hose twisting.
- **Versatile 2-piece Design** – Coupling consists of male and female ends connected by NPSM threads. Male portion also sold separately.



**AL-MHM Series (Aluminum)**  
Full-Flow Coupling Male



**AL-MHD Series (Aluminum)**  
Part D Coupler x Female



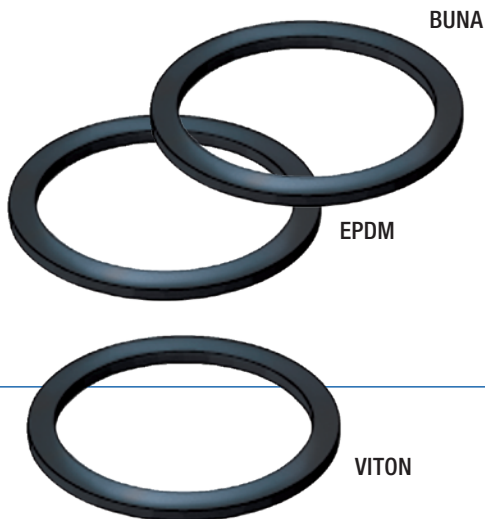
**AL-MHF Series (Aluminum)**  
Full-Flow Coupling Female



**AL-MHA Series (Aluminum)**  
Part A Male Coupler x Female

Part Number	Size (in)	Thread Type	Weight Each (lbs)	Standard Carton
AL-MHS400	4	NPSM	2.67	1
AL-MHM400	4	NPSM	0.93	1
AL-MHF400	4	NPSM	1.23	1
AL-MHD400	4	NPSM	2.16	1
AL-MHA400	4	NPSM	1.58	1

Because we continually examine ways to improve our products, we reserve the right to alter specifications or discontinue products without prior notice.



## BUNA Series

Buna-N Gasket

## EPDM Series

EPDM Gasket

## VITON Series

Viton Gasket

VIEW ONLINE



SCAN FOR INFO

or visit

[KOA.link/Gaskets](http://KOA.link/Gaskets)

### FEATURES AND ADVANTAGES

- For Camlocks.

### SERVICE TEMPERATURE RANGE

- BUNA: -40°F (-40°C) to +250°F (+121°C)
- EPDM: -60°F (-51°C) to +300°F (+149°C)
- VITON: -20°F (-28°C) to +400°F (+240°C)

Part Number	Size (in)	Weight Each (lbs)	Standard Carton
BUNA075	3/4	0.008	10
BUNA100	1	0.010	10
BUNA125	1 1/4	0.016	10
BUNA150	1 1/2	0.018	10
BUNA200	2	0.022	10
BUNA250	2 1/2	0.034	10
BUNA300	3	0.042	10
BUNA400	4	0.066	10
BUNA500	5	0.094	10
BUNA600	6	0.116	10
BUNA800	8	0.220	10
BUNA801	8	0.240	10
BUNA1000	10	0.390	10
EPDM100	1	0.010	10
EPDM125	1 1/4	0.016	10
EPDM150	1 1/2	0.018	10
EPDM200	2	0.022	10
EPDM250	2 1/2	0.034	10
EPDM300	3	0.042	10
EPDM400	4	0.066	10


Note: Sold in standard carton quantity only.

Part Number	Size (in)	Weight Each (lbs)	Standard Carton
VITON050	1/2	0.007	10
VITON075	3/4	0.007	10
VITON100	1	0.010	10
VITON125	1 1/4	0.016	10
VITON150	1 1/2	0.018	10
VITON200	2	0.022	10
VITON250	2 1/2	0.034	10
VITON300	3	0.042	10
VITON400	4	0.066	10

**NOTE:** Sold in standard carton quantity only.

Viton® is a registered trademark of The Chemours Company FC, LLC.

Because we continually examine ways to improve our products, we reserve the right to alter specifications or discontinue products without prior notice.



## WN Series

White Neoprene (FDA) Gasket

## WNIT (White Nitrile Gasket)

Replacement Gasket for SCAL-C Swivel

### FEATURES AND ADVANTAGES

- WN Series – For Camlocks.
- WNIT Series – For Camlocks.

### SERVICE TEMPERATURE RANGE

- WN: -45°F (-43°C) to +250°F (+121°C)
- WNIT: -31°F (-35°C) to +230°F (+110°C)

### VIEW ONLINE



SCAN FOR INFO  
or visit  
[KOA.link/Gaskets](https://KOA.link/Gaskets)

Part Number	Size (in)	Weight Each (lbs)	Standard Carton
WNIT400	4	0.066	10
WN100	1	0.010	10
WN200	2	0.022	10
WN300	3	0.042	10
WN400	4	0.066	10
WN500	5	0.094	10
WN600	6	0.116	10

Note: Sold in standard carton quantity only.

Because we continually examine ways to improve our products, we reserve the right to alter specifications or discontinue products without prior notice.



NBR-LF

## NBR-LF Series

Buna-N Shank Band



TCG

## TCG Series

Buna-N Gasket



NW

## NW Series

Buna-N Gasket

**VIEW ONLINE**



SCAN FOR INFO  
or visit  
[KOA.link/Gaskets](https://KOA.link/Gaskets)

### FEATURES AND ADVANTAGES

- NBR-LF Series – For EZ-Seal™ Leak Resistant Couplings.
- TCG Series – For API Petroleum Couplings.
- NW Series – For Compression Couplings.

### SERVICE TEMPERATURE RANGE

- NBR-LF: -40°F (-40°C) to +250°F (+121°C)
- TCG: -40°F (-40°C) to +250°F (+121°C)
- NW: -40°F (-40°C) to +250°F (+121°C)

Part Number	Size (in)	Weight Each (lbs)	Standard Carton
NBR-LF150	1 1/2	0.004	10
NBR-LF200	2	0.009	10
NBR-LF300	3	0.029	10
NBR-LF400	4	0.040	10
TCG-400	4	0.070	1
NW150	1 1/2	0.006	10
NW200	2	0.008	10
NW250	2 1/2	0.015	10
NW300	3	0.025	10

**NOTE:** Sold in standard carton quantity only.

Because we continually examine ways to improve our products, we reserve the right to alter specifications or discontinue products without prior notice.



## HA BRASS Series

Brass Handle Set for Camlock Couplings

## HA ST-STL Series

304 Stainless Steel Handle Set for Camlock Couplings



### FEATURES AND ADVANTAGES

- HA BRASS: Includes SS Slot Pins, SS Pull Rings, CS Safety Clips.
- HA ST-STL: Includes SS Slot Pins, SS Pull Rings, CS Safety Clips.

### VIEW ONLINE



SCAN FOR INFO  
or visit  
[KOA.link/Handles](https://KOA.link/Handles)

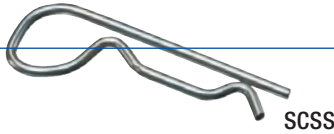
Part Number	Size Range (in)	Weight Each (lbs)	Standard Carton
HA BRASS075	1/2 - 3/4	0.10	1
HA BRASS100	1	0.16	1
HA BRASS200	1 1/4 - 2 1/2	0.20	1
HA BRASS300	3 - 5	0.28	1
HA BRASS600	6 - 10	0.52	1
HA ST-STL075	1/2 - 3/4	0.08	1
HA ST-STL100	1	0.10	1
HA ST-STL200	1 1/4 - 2 1/2	0.16	1
HA ST-STL300	3 - 5	0.26	1
HA ST-STL600	6 - 8	0.75	1

\*NOTE: Sold in standard carton quantity only.

Because we continually examine ways to improve our products, we reserve the right to alter specifications or discontinue products without prior notice.



K-LOCSSHA



SCSS

## K-LOCSSHA Series

K-Loc™ Auto Lock 316 Stainless Steel Handle Set

## SCSS Series

304 Stainless Steel Safety Clip

### FEATURES AND ADVANTAGES

- K-LOCSSHA: Includes SS Slot Pins, SS Safety Clips, SS Pull Rings.

### VIEW ONLINE



SCAN FOR INFO

or visit

[KOA.link/Handles](http://KOA.link/Handles)

Part Number	Size Range (in)	Weight Each (lbs)	Standard Carton
K-LOCSSHA200	1 1/2 - 2	2.50	1
K-LOCSSHA300	3	3.30	1

Part Number	Size Range (in)	Weight Each (lbs)	Standard Carton
SCSS-200	3/4 - 5	0.010	10*
SCSS-600	6 - 8	0.016	10*

\*NOTE: Sold in standard carton quantity only.

Because we continually examine ways to improve our products, we reserve the right to alter specifications or discontinue products without prior notice.






# KOA Sanitary Fittings

BY KURIYAMA







## Index




### SANITARY TRI-CLAMP FITTINGS

	TCS-SS .....	112
	BHAS-SS.....	113
	RHAS-SS.....	114




### SANITARY TRI-CLAMP ADAPTER FITTINGS

	TCMPS-SS .....	115
	TCFPS-SS .....	116
	TCWL-SS.....	117
	TCWS-SS .....	118




### SANITARY CLAMPS

	SPHDS .....	119
	DPHDS .....	119
	DBS.....	119

### SANITARY BEVEL SEAT FITTINGS

	FBS-SS .....	120
	MBS-SS .....	120
	HNS.....	124






### SANITARY I-LINE FITTINGS

	FILS-SS.....	121
	MILS-SS.....	121
	SPILC .....	123


### SANITARY TUBE ENDS

	TES-SS .....	122
---	--------------	-----

### SANITARY ACCESSORIES

	SSHW.....	123
	TSHW.....	123
	TCSC-SS .....	124
	SHB.....	125
	SHR.....	125

### SANITARY FERRULES

	SCF-SS .....	126-127
---	--------------	---------






### KURICRIMP™ FERRULES

	CRF-SS .....	128
---	--------------	-----



Because we continually examine ways to improve our products, we reserve the right to alter specifications or discontinue products without prior notice.

## Index (continued)

### TRI-CLAMP GASKETS

	Sanitary Buna-N Tri-Clamp Gasket Black ..... 129
	Sanitary Buna-N Tri-Clamp Gasket White ..... 129
	Sanitary EPDM Tri-Clamp Gasket Black ..... 130
	Sanitary FKM Tri-Clamp Gasket Black ..... 130
	Sanitary FKM Tri-Clamp Gasket White ..... 130
	Sanitary PTFE Tri-Clamp Gasket White ..... 131
	Sanitary Silicone Tri-Clamp Gasket White ..... 131

### I-LINE GASKETS

	Sanitary Buna-N I-Line Gasket Black.... 132
	Sanitary FKM I-Line Gasket Black..... 132

### BEVEL SEAT GASKETS

	Sanitary Buna-N Bevel Seat Gasket Black ..... 133
---	--

**BUMPERS AND RISERS**..... 138

**FITTING INFORMATION** ..... 110-111

**QUALITY ASSURANCE**..... 109

**SANITARY CLAMP TYPES** ..... 134

**SIZING GUIDE**..... 135

**SANITARY GASKET TYPES** ..... 136

**SANITARY GASKET IDENTIFICATION** ..... 137

Because we continually examine ways to improve our products, we reserve the right to alter specifications or discontinue products without prior notice.

## A SYMBOL OF QUALITY

Every KOA Sanitary Hose Fitting is compliant with the 3-A Sanitary Standard for Sanitary Fittings and certified to the 3-A RPSCQC 62-02 Standard for Hose Assemblies.



Every KOA Sanitary Hose Fitting is compliant with the 3-A Sanitary Standard for Sanitary Fittings and certified 3-A RPSCQC 62-02 for Standard Hose Assemblies.



Every KOA Sanitary Rubber Gasket is certified to meet the 3-A Sanitary Standard for Multiple-Use Rubber Materials Used as Product Contact Surfaces.

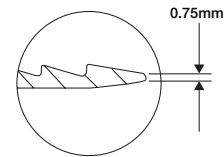


Kuriyama is certified to provide complete sanitary hose assemblies compliant with the 3-A Sanitary Standard for Hose Assemblies.

## THE KOA SANITARY ADVANTAGE

**Material Safety** – Every KOA Sanitary Fitting is made from 316L stainless steel, and can be traced back to its original Material Test Report (MTR) by the heat number imprinted on each individual fitting. Individual Material Test Reports are available upon request.

**Food Safety** – Sanitary fittings are manufactured with a smooth (32 Ra) polish on food contact surfaces, and without any pockets or tight radii where food could become trapped. Additionally, KOA Sanitary Fittings are designed with Finepoint™ barb ends, virtually eliminating areas where food or other transferred materials can become trapped at the fitting to hose transition area.



*Finepoint™ barb ends help prevent food entrapment*


**Quality Control** – In addition to the quality assurance inspections performed during manufacturing, KOA Sanitary Fittings are independently lab tested after their manufacture to ensure conformance of their physical properties using an Olympus Innov-X Alloys and Metals Analyzer.

**Cleaning & Packaging** – After manufacturing, KOA Sanitary Fittings undergo an ultrasonic cleaning process, and are individually bubble and shrink-wrapped to ensure they arrive in pristine condition.



Because we continually examine ways to improve our products, we reserve the right to alter specifications or discontinue products without prior notice.

### SANITARY FITTING TYPES (CLAMPED)




#### TRI-CLAMP

Tri-Clamp fittings are the industry standard. The connection consists of two identical, flat-faced flanges, connected by use of a clamp. A gasket is placed into the grooves on the faces to prevent leakage.

KOA Sanitary Fittings offers both crimpable Tri-Clamps for clean in place (CIP), and also clampable, rubber hose and brewery hose Tri-Clamp fittings, for clean out of place (COP) operations.

Note: Most Tri-Clamp fitting sizes match the size of their corresponding clamp. However, to increase clamp interchangeability (thereby reducing the variety of clamps which must be stocked) the 1 1/2" clamp is used with the 1" Tri-Clamp fitting. Please refer to the Tri-Clamp sizing chart on page 135 to determine the correct clamp required based on fitting size.




#### I-LINE

I-Line fittings are heavier duty for use in more demanding applications. The connection consists of male and female versions, nested together and secured with a gasket and clamp. They're able to withstand greater temperatures, vibrations and pressures than standard tri-clamp fittings. Also, the design helps eliminate over compression of the gasket. They're popular in the wine and tomato processing industries.

Because we continually examine ways to improve our products, we reserve the right to alter specifications or discontinue products without prior notice.

**SANITARY FITTING TYPES (NON-CLAMPED)**



**BEVEL SEAT**

Bevel Seat fittings, also referred to as Acme threads, are generally used in lower pressure applications such as milk transfer. The connection consists of a male and a female end, the faces of which are angled 45° to create a metal on metal sealing surface. The male bevel seat is threaded, and the two are joined together by use of a nut. The metal on metal seal is sometimes considered sufficient to prevent leakage at lower pressures, however, a gasket can be used for higher pressure applications. Special Bevel Seat Hex Wrenches are available to assist with nut tightening and untightening.



**TUBE END**

Tube end fittings, also referred to as butt-weld fittings, are used for welding onto sanitary tube fittings. The connection consists of a schedule 40 tube end which is welded directly onto the sanitary tubing, giving the versatility to create any type of sanitary fitting hose end connection.

Because we continually examine ways to improve our products, we reserve the right to alter specifications or discontinue products without prior notice.

## TCS-SS Series (316 Stainless Steel)

### Sanitary Crimp Hose Fitting Tri-Clamp x Hose Shank



#### FEATURES AND ADVANTAGES

- Durable 316 stainless steel.
- Smooth 32 Ra food contact surface finish.
- Certified to 3-A RPSCQC 62-02 for sanitary assemblies.
- Designed for use with KOA sanitary and standard KuriCrimp Ferrules. (pgs 126-128)
- Uses SPHDS, DPHDS or DBS series clamps. (pg 119)
- Uses Tri-Clamp gaskets. (pgs 129-131)

#### VIEW ONLINE



SCAN FOR INFO  
or visit

[KOA.link/TCS-SS](https://KOA.link/TCS-SS)

Part Number	Size (in)	PSI Rating at 70°F	Weight Each (lbs)	Standard Carton
TCS-SS100	1	690	0.46	70
TCS-SS150	1 1/2	690	0.63	35
TCS-SS200	2	690	1.20	24
TCS-SS250	2 1/2	435	1.41	12
TCS-SS300	3	435	2.34	12
TCS-SS400	4	435	3.79	6

Because we continually examine ways to improve our products, we reserve the right to alter specifications or discontinue products without prior notice.



**BHAS-SS Series (316 Stainless Steel)**  
Sanitary Brewery Hose Fitting  
Tri-Clamp x Long Hose Shank

**FEATURES AND ADVANTAGES**

- Durable 316 stainless steel.
- Smooth 32 Ra food contact surface finish.
- Certified to 3-A RPSCQC 62-02 for sanitary assemblies.
- Uses SPHDS, DPHDS or DBS series clamps. (pg 119)
- Uses Tri-Clamp gaskets. (pgs 129-131)

**VIEW ONLINE**



SCAN FOR INFO  
or visit  
[KOA.link/BHAS-SS](http://KOA.link/BHAS-SS)

Part Number	Size (in)	PSI Rating at 70°F	Weight Each (lbs)	Standard Carton
BHAS-SS100	1	690	0.35	80
BHAS-SS125	1 1/4	690	0.49	18
BHAS-SS150	1 1/2	690	0.62	40
BHAS-SS200	2	690	0.86	24
BHAS-SS300	3	435	1.90	12
BHAS-SS400	4	435	3.00	6



FOR INFO ON THE  
T422LH SERIES LIQUID S&D  
BREWERY HOSE VISIT  
**TheBrewt.com**

Because we continually examine ways to improve our products, we reserve the right to alter specifications or discontinue products without prior notice.



## RHAS-SS Series (316 Stainless Steel)

### Sanitary Hose Fitting

#### Tri-Clamp x Short Hose Shank

#### FEATURES AND ADVANTAGES

- Durable 316 stainless steel.
- Smooth 32 Ra food contact surface finish.
- Certified to 3-A RPSCQC 62-02 for sanitary assemblies.
- Uses SPHDS, DPHDS or DBS series clamps. (pg 119)
- Uses Tri-Clamp gaskets. (pgs 129-131)



#### VIEW ONLINE



← SCAN FOR INFO

or visit

[KOA.link/RHAS-SS](http://KOA.link/RHAS-SS)

Part Number	Fitting End Size (in)	Hose Shank Size (in)	PSI Rating at 70°F	Weight Each (lbs)	Standard Carton
RHAS-SS100038	1	3/8	690	0.18	210
RHAS-SS100050	1	1/2	690	0.20	210
RHAS-SS100075	1	3/4	690	0.22	168
RHAS-SS100	1	1	690	0.24	168
RHAS-SS150050	1 1/2	1/2	690	0.18	210
RHAS-SS150062	1 1/2	5/8	690	0.22	210
RHAS-SS150075	1 1/2	3/4	690	0.18	210
RHAS-SS150100	1 1/2	1	690	0.22	168
RHAS-SS150	1 1/2	1 1/2	690	0.26	168
RHAS-SS200150	2	1 1/2	690	0.37	72
RHAS-SS200	2	2	690	0.40	96
RHAS-SS250	2 1/2	2 1/2	435	0.75	12
RHAS-SS300	3	3	435	1.12	24
RHAS-SS400	4	4	435	1.94	12
RHAS-SS600	6	6	435	3.25	6

Because we continually examine ways to improve our products, we reserve the right to alter specifications or discontinue products without prior notice.



**TCMPS-SS Series (316 Stainless Steel)**  
Sanitary Adapter  
Tri-Clamp x Male Pipe (NPT Threads)

**FEATURES AND ADVANTAGES**

- Durable 316 stainless steel.
- Smooth 32 Ra food contact surface finish.
- Uses SPHDS, DPHDS or DBS series clamps. (pg 119)
- Uses Tri-Clamp gaskets. (pgs 129-131)

**VIEW ONLINE**



SCAN FOR INFO

or visit

[KOA.link/TCMPS-SS](http://KOA.link/TCMPS-SS)

Part Number	Fitting End Size (in)	NPT Size (in)	PSI Rating at 70°F	Weight Each (lbs)	Standard Carton
TCMPS-SS100075	1	3/4	690	0.55	144
TCMPS-SS100	1	1	690	0.90	144
TCMPS-SS150	1 1/2	1 1/2	690	1.44	144
TCMPS-SS150200	1 1/2	2	690	2.48	144
TCMPS-SS200150	2	1 1/2	690	2.15	72
TCMPS-SS200	2	2	690	3.12	72
TCMPS-SS250200	2 1/2	2	435	2.60	48
TCMPS-SS250	2 1/2	2 1/2	435	2.76	48
TCMPS-SS300200	3	2	435	3.36	12
TCMPS-SS300	3	3	435	5.00	12
TCMPS-SS400	4	4	435	6.95	12

Because we continually examine ways to improve our products, we reserve the right to alter specifications or discontinue products without prior notice.



## TCFPS-SS Series (316 Stainless Steel)

### Sanitary Adapter

#### Tri-Clamp x Female Pipe (NPT Threads)

#### FEATURES AND ADVANTAGES

- Durable 316 stainless steel.
- Smooth 32 Ra food contact surface finish.
- Uses SPHDS, DPHDS or DBS series clamps. (pg 119)
- Uses Tri-Clamp gaskets. (pgs 129-131)

VIEW ONLINE



SCAN FOR INFO  
or visit  
[KOA.link/TCFPS-SS](https://KOA.link/TCFPS-SS)

Part Number	Fitting End Size (in)	NPT Size (in)	PSI Rating at 70°F	Weight Each (lbs)	Standard Carton
TCFPS-SS100075	1	3/4	690	0.46	144
TCFPS-SS100	1	1	690	0.69	144
TCFPS-SS150	1 1/2	1 1/2	690	1.39	144
TCFPS-SS150200	1 1/2	2	690	2.52	144
TCFPS-SS200150	2	1 1/2	690	1.21	144
TCFPS-SS200	2	2	690	1.91	72
TCFPS-SS250200	2 1/2	2	435	1.66	72
TCFPS-SS250	2 1/2	2 1/2	435	1.91	72
TCFPS-SS300200	3	2	435	2.91	12
TCFPS-SS300	3	3	435	3.02	12
TCFPS-SS400	4	4	435	5.72	12

Because we continually examine ways to improve our products, we reserve the right to alter specifications or discontinue products without prior notice.

### TCWL-SS Series (316 Stainless Steel)

Sanitary Adapter  
Tri-Clamp x Weld On (Long)



#### FEATURES AND ADVANTAGES

- Durable 316 stainless steel.
- Smooth 32 Ra food contact surface finish.
- Meets 3-A 63-04 sanitary standard for sanitary fittings.
- Uses SPHDS, DPHDS or DBS series clamps. (pg 119)
- Uses Tri-Clamp gaskets. (pgs 129-131)

#### VIEW ONLINE



SCAN FOR INFO  
or visit  
[KOA.link/TCWL-SS](http://KOA.link/TCWL-SS)

Part Number	Size (in)	PSI Rating at 70°F	Weight Each (lbs)	Standard Carton
TCWL-SS050	1/2	690	0.05	480
TCWL-SS075	3/4	690	0.06	480
TCWL-SS100	1	690	0.19	240
TCWL-SS150	1 1/2	690	0.15	240
TCWL-SS200	2	690	0.21	192
TCWL-SS250	2 1/2	435	0.27	144
TCWL-SS300	3	435	0.34	144
TCWL-SS400	4	435	0.71	72
TCWL-SS600	6	435	1.15	36

Because we continually examine ways to improve our products, we reserve the right to alter specifications or discontinue products without prior notice.

## TCWS-SS Series (316 Stainless Steel)

### Sanitary Adapter

### Tri-Clamp x Weld On (Short)



#### FEATURES AND ADVANTAGES

- Durable 316 stainless steel.
- Smooth 32 Ra food contact surface finish.
- Meets 3-A 63-04 sanitary standard for sanitary fittings.
- Uses SPHDS, DPHDS or DBS series clamps. (pg 119)
- Uses Tri-Clamp gaskets. (pgs 129-131)

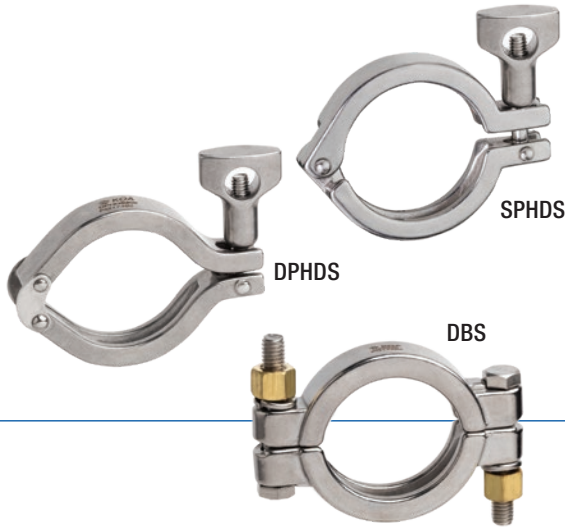
#### VIEW ONLINE



SCAN FOR INFO  
or visit  
[KOA.link/TCWS-SS](https://KOA.link/TCWS-SS)

Part Number	Size (in)	PSI Rating at 70°F	Weight Each (lbs)	Standard Carton
TCWS-SS050	1/2	690	0.04	480
TCWS-SS075	3/4	690	0.04	480
TCWS-SS100	1	690	0.16	240
TCWS-SS150	1 1/2	690	0.10	240
TCWS-SS200	2	690	0.14	192
TCWS-SS250	2 1/2	435	0.18	144
TCWS-SS300	3	435	0.23	144
TCWS-SS400	4	435	0.41	72
TCWS-SS600	6	435	0.71	36

Because we continually examine ways to improve our products, we reserve the right to alter specifications or discontinue products without prior notice.



**SPHDS Series (304 Stainless Steel)**  
Sanitary Single Pin Clamp

**DPHDS Series (304 Stainless Steel)**  
Sanitary Double Pin Clamp

**DBS Series (304 Stainless Steel)**  
Sanitary Bolted Clamp

**VIEW ONLINE**



SCAN FOR INFO  
or visit

[KOA.link/Sanitary-Clamps](http://KOA.link/Sanitary-Clamps)

**FEATURES AND ADVANTAGES**

- Durable 304 stainless steel.
- For use with TCS-SS, RHAS-SS or BHAS-SS series fittings.
- For use with adapters TCMPSS-SS, TCFPS-SS, TCWL-SS, TCWS-SS.
- **DPHDS** – Double pin design for more even sealing pressure.
- **DBS** – Double bolt design for higher pressures.

Part Number	Fitting End Size (in)	Clamp Size (in)	Weight Each (lbs)	Standard Carton
SPHDS150	1 & 1 1/2	1 1/2	0.37	100
SPHDS200	2	2	0.60	80
SPHDS250	2 1/2	2 1/2	0.68	12
SPHDS300	3	3	0.77	50
SPHDS400	4	4	0.94	40
SPHDS600	6	6	18.7	6
DPHDS150	1 & 1 1/2	1 1/2	0.51	50
DPHDS200	2	2	0.60	40
DPHDS250	2 1/2	2 1/2	0.64	12
DPHDS300	3	3	0.74	20
DPHDS400	4	4	1.02	20
DBS150	1 & 1 1/2	1 1/2	0.55	40
DBS200	2	2	0.95	40
DBS300	3	3	1.21	30
DBS400	4	4	1.81	25

Because we continually examine ways to improve our products, we reserve the right to alter specifications or discontinue products without prior notice.



MBS-SS



FBS-SS

## FBS-SS Series (316 Stainless Steel)

Sanitary Crimp Hose Fitting

Female Bevel Seat x Hose Shank

## MBS-SS Series (316 Stainless Steel)

Sanitary Crimp Hose Fitting

Male Bevel Seat x Hose Shank

### FEATURES AND ADVANTAGES

- Durable 316 stainless steel.
- Smooth 32 Ra food contact surface finish.
- Certified to 3-A RPSCQC 62-02 for sanitary assemblies.
- Designed for use with KOA sanitary and standard KuriCrimp Ferrules. (pgs 126-128)
- Uses Bevel Seat gaskets. (pg 133)
- **FBS-SS** – Uses HNS series hex nuts. (pg 124)

VIEW ONLINE



SCAN FOR INFO

or visit

[KOA.link/Bevel-Seat](https://KOA.link/Bevel-Seat)

Part Number	Size (in)	PSI Rating at 70°F	Weight Each (lbs)	Standard Carton
FBS-SS100	1	690	0.33	108
FBS-SS150	1 1/2	690	0.60	48
FBS-SS200	2	690	0.95	48
FBS-SS250	2 1/2	435	1.43	12
FBS-SS300	3	435	2.38	12
FBS-SS400	4	435	3.95	6
MBS-SS100	1	690	0.55	200
MBS-SS150	1 1/2	690	0.97	200
MBS-SS200	2	690	1.81	200
MBS-SS250	2 1/2	435	2.28	100
MBS-SS300	3	435	3.58	100
MBS-SS400	4	435	5.92	100

Because we continually examine ways to improve our products, we reserve the right to alter specifications or discontinue products without prior notice.



MILS-SS



FILS-SS

**FILS-SS Series (316 Stainless Steel)**

Sanitary Crimp Hose Fitting  
Female I-Line x Hose Shank

**MILS-SS Series (316 Stainless Steel)**

Sanitary Crimp Hose Fitting  
Male I-Line x Hose Shank

**FEATURES AND ADVANTAGES**

- Durable 316 stainless steel.
- Smooth 32 Ra food contact surface finish.
- Certified to 3-A RPSCQC 62-02 for sanitary assemblies.
- Designed for use with KOA sanitary and standard KuriCrimp Ferrules. (pgs 126-128)
- Uses SPILC series clamps. (pg 123)
- Uses I-Line gaskets. (pg 132)

**VIEW ONLINE**



SCAN FOR INFO  
or visit  
[KOA.link/I-Line](http://KOA.link/I-Line)

Part Number	Size (in)	PSI Rating at 70°F	Weight Each (lbs)	Standard Carton
FILS-SS150	1 1/2	690	1.01	35
FILS-SS200	2	690	1.21	40
FILS-SS300	3	435	2.62	12
FILS-SS400	4	435	4.17	6
MILS-SS150	1 1/2	690	0.77	72
MILS-SS200	2	690	1.55	24
MILS-SS300	3	435	3.36	12
MILS-SS400	4	435	5.15	6

Because we continually examine ways to improve our products, we reserve the right to alter specifications or discontinue products without prior notice.



## TES-SS Series (316 Stainless Steel)

### Sanitary Crimp Hose Fitting

### Tube End x Hose Shank

#### FEATURES AND ADVANTAGES

- Schedule 40 pipe size.
- Durable 316 stainless steel.
- Smooth 32 Ra food contact surface finish.
- Certified to 3-A RPSCQC 62-02 for sanitary assemblies.
- Designed for use with KOA sanitary and standard KuriCrimp Ferrules. (pgs 126-128)
- Welds onto sanitary weld fittings or tubing.

#### VIEW ONLINE



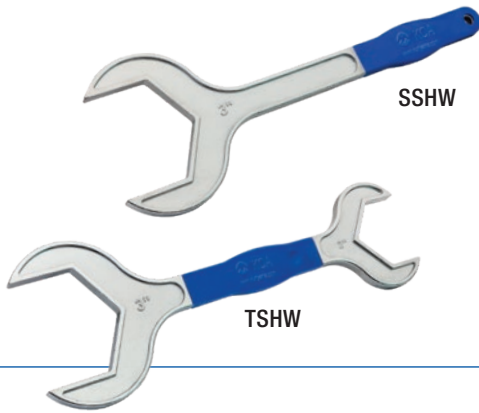
SCAN FOR INFO

or visit

[KOA.link/TES-SS](https://www.koya.com/tes-ss)

Part Number	Size (in)	PSI Rating at 70°F	Weight Each (lbs)	Standard Carton
TES-SS150	1 1/2	690	0.53	48
TES-SS200	2	690	0.75	35
TES-SS300	3	435	2.09	12
TES-SS400	4	435	3.46	7

Because we continually examine ways to improve our products, we reserve the right to alter specifications or discontinue products without prior notice.



**SSHW Series**  
Sanitary Single Side Hex Wrench  
*(for Bevel Seat Hex Nut)*

**TSHW Series**  
Sanitary Double Side Hex Wrench  
*(for Bevel Seat Hex Nut)*

**VIEW ONLINE**



SCAN FOR INFO

or visit

[KOA.link/Sanitary-Wrench](http://KOA.link/Sanitary-Wrench)

**FEATURES AND ADVANTAGES**

- Durable plated carbon steel.
- Soft-touch, food grade, silicone handle.
- For use with HNS Series hex nut.

Part Number	Size (in)	Weight Each (lbs)	Standard Carton
SSHW100	1	0.60	1
SSHW150	1 1/2	0.82	1
SSHW200	2	1.52	1
SSHW250	2 1/2	2.14	1
SSHW300	3	3.13	1
SSHW400	4	3.73	1
TSHW100150	1 X 1 1/2	1.08	1
TSHW200300	2 x 3	3.48	1



**SPILC Series (304 Stainless Steel)**  
Sanitary Single Pin Clamp (for I-line)

**FEATURES AND ADVANTAGES**

- Durable 304 stainless steel.
- For use with FILS and MILS series fittings.

**VIEW ONLINE**




SCAN FOR INFO

or visit

[KOA.link/SPILC](http://KOA.link/SPILC)

Part Number	Size (in)	Weight Each (lbs)	Standard Carton
SPILC150	1 1/2	0.64	48
SPILC200	2	0.77	36
SPILC300	3	1.34	12
SPILC400	4	1.74	12

Because we continually examine ways to improve our products, we reserve the right to alter specifications or discontinue products without prior notice.



## HNS Series (304 Stainless Steel)

### Sanitary Hex Nuts (for Female Bevel Seat)

#### FEATURES AND ADVANTAGES

- Durable 304 stainless steel.
- Acme 8TPI thread (1" – 3"), Acme 6TPI thread (4").
- For use with FBS-SS series fittings.

#### VIEW ONLINE



SCAN FOR INFO  
or visit

[KOA.link/Bevel-HNS](https://KOA.link/Bevel-HNS)

Part Number	Size (in)	Weight Each (lbs)	Standard Carton
HNS100	1	0.33	144
HNS150	1 1/2	0.57	72
HNS200	2	0.84	60
HNS250	2 1/2	1.22	12
HNS300	3	1.96	18
HNS400	4	3.70	12



## TCSC-SS Series (316 Stainless Steel)

### Sanitary Tri-clamp End Cap

#### FEATURES AND ADVANTAGES

- Durable 316 stainless steel.
- Smooth 32 Ra food contact surface finish.
- Meets 3A 63-04 sanitary standard for sanitary fittings.
- For use with TCS-SS, RHAS-SS or BHAS-SS series fittings. For use with adapters TCMPS-SS, TCFPS-SS, TCWL-SS, TCWS-SS.

#### VIEW ONLINE



SCAN FOR INFO  
or visit

[KOA.link/TCSC-SS](https://KOA.link/TCSC-SS)


Part Number	Fitting End Size (in)	Cap End Size (in)	Weight Each (lbs)	Standard Carton
TCSC-SS100150	1 & 1 1/2	1 1/2	0.17	250
TCSC-SS200	2	2	0.30	144
TCSC-SS250	2 1/2	2 1/2	0.44	60
TCSC-SS300	3	3	0.64	60
TCSC-SS400	4	4	1.32	36

Because we continually examine ways to improve our products, we reserve the right to alter specifications or discontinue products without prior notice.



**SHB Series**  
Sanitary Hose Bumpers

**SHR Series**  
Sanitary Hose Risers



**FEATURES AND ADVANTAGES (SHB)**

- Slides easily and securely over crimp ferrules.
- Helps protect fittings from damage if dropped.
- Durable, heat resistant, non-marking silicone.
- Meets FDA CFR 21.

**FEATURES AND ADVANTAGES (SHR)**

- Helps protect hose cover from abrasion.
- Allows for easier hose dragging.
- Easily attached by two stainless steel screws.
- Durable, heat resistant polyethylene.
- Meets FDA CFR 21.

**VIEW ONLINE**



SCAN FOR INFO  
or visit  
[KOA.link/SHB-SHR](http://KOA.link/SHB-SHR)



Part Number	Size (in)	ID (in)	OD (in)	Standard Carton
SHB150	1 1/2	2.00	3.00	20
SHB200	2	2.58	3.55	16
SHB250	2 1/2	3.10	4.25	16
SHB300	3	3.60	4.72	16

Part Number	Size (in)	OD (in)	Fit Hose (in)	Standard Carton
SHR150	1 1/2	6.50	1.80 - 2.15	10
SHR150200	1 1/2 & 2	6.50	2.10 - 2.35	10
SHR200	2	7.00	2.39 - 2.69	10
SHR200300	2 & 3	8.00	3.30 - 3.75	10
SHR250	2 1/2	7.00	2.65 - 2.90	10
SHR400	4	8.00	4.55 - 5.31	10

Because we continually examine ways to improve our products, we reserve the right to alter specifications or discontinue products without prior notice.



## SCF-SS Series (304 Stainless Steel) Sanitary Crimp Ferrules

### FEATURES AND ADVANTAGES

- Smooth 64RA surface finish.
- Designed for use with TCS-SS, FBS-SS, MBS-SS, FILS-SS, MILS-SS and TES-SS series fittings.

VIEW ONLINE



SCAN FOR INFO  
or visit

[KOAlink.com/SCF-SS](https://KOAlink.com/SCF-SS)

Part Number	Hose ID		Ferrule ID		Wall Thickness		Length		Weight Each (lbs)	Standard Carton
	(in)	(in)	(in)	(mm)	(in)	(mm)	(in)	(mm)		
SCF-SS10138	1	1.38	35.0	0.108	2.7	2.28	57.9	0.28	126	
SCF-SS10146	1	1.46	37.1	0.108	2.7	2.28	57.9	0.29	126	
SCF-SS10153	1	1.53	38.9	0.108	2.7	2.28	57.9	0.31	144	
SCF-SS10157	1	1.57	39.9	0.108	2.7	2.28	57.9	0.33	144	
SCF-SS10161	1	1.61	40.9	0.108	2.7	2.28	57.9	0.35	144	
SCF-SS10165	1	1.65	41.9	0.108	2.7	2.28	57.9	0.36	144	
SCF-SS10173	1	1.73	43.9	0.108	2.7	2.28	57.9	0.37	96	
SCF-SS15201	1 1/2	2.01	51.1	0.118	3.0	2.36	60.0	0.46	105	
SCF-SS15206	1 1/2	2.06	52.3	0.118	3.0	2.36	60.0	0.49	90	
SCF-SS15210	1 1/2	2.10	53.3	0.118	3.0	2.36	60.0	0.49	90	
SCF-SS15215	1 1/2	2.15	54.6	0.118	3.0	2.36	60.0	0.51	72	
SCF-SS15220	1 1/2	2.20	55.9	0.118	3.0	2.36	60.0	0.53	72	
SCF-SS15228	1 1/2	2.28	57.9	0.118	3.0	2.36	60.0	0.55	72	
SCF-SS15236	1 1/2	2.36	59.9	0.118	3.0	2.36	60.0	0.60	72	
SCF-SS20248	2	2.48	63.0	0.128	3.3	2.80	71.1	0.68	60	
SCF-SS20256	2	2.56	65.0	0.128	3.3	2.80	71.1	0.68	60	
SCF-SS20264	2	2.64	67.1	0.128	3.3	2.80	71.1	0.73	60	
SCF-SS20268	2	2.68	68.1	0.128	3.3	2.80	71.1	0.75	60	
SCF-SS20273	2	2.73	69.3	0.128	3.3	2.80	71.1	0.77	45	
SCF-SS20279	2	2.79	70.1	0.128	3.3	2.80	71.1	0.80	45	
SCF-SS20287	2	2.87	72.9	0.128	3.3	2.80	71.1	0.84	45	
SCF-SS20295	2	2.95	74.9	0.128	3.3	2.80	71.1	0.88	36	
SCF-SS25300	2 1/2	3.00	76.2	0.138	3.5	3.25	82.6	0.95	12	
SCF-SS25307	2 1/2	3.07	78.0	0.138	3.5	3.25	82.6	0.98	12	
SCF-SS25315	2 1/2	3.15	80.0	0.138	3.5	3.25	82.6	1.02	12	
SCF-SS25323	2 1/2	3.23	82.0	0.138	3.5	3.25	82.6	1.06	12	
SCF-SS25331	2 1/2	3.31	84.1	0.138	3.5	3.25	82.6	1.10	12	
SCF-SS25339	2 1/2	3.39	86.1	0.138	3.5	3.25	82.6	1.14	12	
SCF-SS25346	2 1/2	3.46	87.9	0.138	3.5	3.25	82.6	1.18	12	
SCF-SS30354	3	3.54	89.9	0.138	3.5	3.94	100.1	1.23	24	
SCF-SS30360	3	3.60	91.4	0.138	3.5	3.94	100.1	1.30	24	

(CONTINUED)

Because we continually examine ways to improve our products, we reserve the right to alter specifications or discontinue products without prior notice.



## SCF-SS Series (304 Stainless Steel) Sanitary Crimp Ferrules

### FEATURES AND ADVANTAGES

- Smooth 64RA surface finish.
- Designed for use with TCS-SS, FBS-SS, MBS-SS, FILS-SS, MILS-SS and TES-SS series fittings.

VIEW ONLINE




SCAN FOR INFO

or visit

[KOA.link/SCF-SS](http://KOA.link/SCF-SS)

(CONTINUED FROM PG. 125)

Part Number	Hose ID		Ferrule ID		Wall Thickness		Length		Weight Each (lbs)	Standard Carton
	(in)	(in)	(mm)	(in)	(mm)	(in)	(mm)			
SCF-SS30368	3	3.68	93.5	0.138	3.5	3.94	100.1	1.43	12	
SCF-SS30374	3	3.74	95.0	0.138	3.5	3.94	100.1	1.54	12	
SCF-SS30382	3	3.82	97.0	0.138	3.5	3.94	100.1	1.70	12	
SCF-SS30390	3	3.90	99.1	0.138	3.5	3.94	100.1	1.81	12	
SCF-SS30398	3	3.98	101.1	0.138	3.5	3.94	100.1	1.96	12	
SCF-SS30409	3	4.09	103.9	0.138	3.5	3.94	100.1	2.07	12	
SCF-SS40457	4	4.57	116.1	0.158	4.0	4.19	106.4	2.20	12	
SCF-SS40465	4	4.65	118.1	0.158	4.0	4.19	106.4	2.36	12	
SCF-SS40472	4	4.72	119.9	0.158	4.0	4.19	106.4	2.51	12	
SCF-SS40480	4	4.80	121.9	0.158	4.0	4.19	106.4	2.71	12	
SCF-SS40488	4	4.88	124.0	0.158	4.0	4.19	106.4	2.91	12	
SCF-SS40496	4	4.96	126.0	0.158	4.0	4.19	106.4	3.09	8	
SCF-SS40508	4	5.08	129.0	0.158	4.0	4.19	106.4	3.26	8	
SCF-SS40520	4	5.20	132.1	0.158	4.0	4.19	106.4	3.46	8	
SCF-SS40531	4	5.31	134.9	0.158	4.0	4.19	106.4	3.64	8	



## CRF-SS Series (304 Stainless Steel) KuriCrimp™ Crimp Ferrules

### FEATURES AND ADVANTAGES

- Designed for use with TCS-SS, FBS-SS, MBS-SS, FILS-SS, MILS-SS and TES-SS series fittings.

Part Number	Hose ID		Ferrule ID		Wall Thickness		Length		Weight Each (lbs)	Standard Carton
	(in)	(in)	(mm)	(in)	(mm)	(in)	(mm)			
CRF-SS10108	1	1.50	38.1	0.059	1.5	2.29	58.2	0.20	200	
CRF-SS10109	1	1.56	39.6	0.059	1.5	2.29	58.2	0.21	200	
CRF-SS10110	1	1.63	41.4	0.059	1.5	2.29	58.2	0.21	200	
CRF-SS10111	1	1.69	42.9	0.059	1.5	2.29	58.2	0.23	200	

(CONTINUED)

Because we continually examine ways to improve our products, we reserve the right to alter specifications or discontinue products without prior notice.



## CRF-SS Series (304 Stainless Steel) KuriCrimp™ Crimp Ferrules

### FEATURES AND ADVANTAGES

- Designed for use with TCS-SS, FBS-SS, MBS-SS, FILS-SS, MILS-SS and TES-SS series fittings.

VIEW ONLINE



SCAN FOR INFO

or visit

[KOA.link/CRF-SS](http://KOA.link/CRF-SS)

(continued from pg. 126)

Part Number	Hose ID	Ferrule ID	Wall Thickness		Length		Weight Each (lbs)	Standard Carton	
	(in)	(in)	(in)	(mm)	(in)	(mm)			
CRF-SS10112	1	1.75	44.5	0.059	1.5	2.29	58.2	0.23	200
CRF-SS10113	1	1.81	46.0	0.059	1.5	2.29	58.2	0.24	200
CRF-SS15200	1 1/2	2.00	50.8	0.059	1.5	2.36	60.0	0.27	128
CRF-SS15202	1 1/2	2.12	53.8	0.059	1.5	2.36	60.0	0.29	128
CRF-SS15204	1 1/2	2.25	57.2	0.059	1.5	2.36	60.0	0.29	80
CRF-SS15206	1 1/2	2.39	60.7	0.059	1.5	2.36	60.0	0.30	80
CRF-SS15208	1 1/2	2.50	63.5	0.059	1.5	2.36	60.0	0.35	80
CRF-SS20209	2	2.56	65.0	0.059	1.5	2.79	70.9	0.40	80
CRF-SS20210	2	2.62	66.5	0.059	1.5	2.79	70.9	0.43	80
CRF-SS20211	2	2.68	68.1	0.059	1.5	2.79	70.9	0.43	80
CRF-SS20213	2	2.81	71.4	0.059	1.5	2.79	70.9	0.44	80
CRF-SS20215	2	2.94	74.7	0.059	1.5	2.79	70.9	0.46	80
CRF-SS25302	2 1/2	3.12	71.4	0.059	1.5	3.11	79.0	0.56	60
CRF-SS25304	2 1/2	3.25	74.7	0.059	1.5	3.11	79.0	0.58	60
CRF-SS25306	2 1/2	3.39	86.1	0.059	1.5	3.11	79.0	0.60	60
CRF-SS25308	2 1/2	3.50	88.9	0.059	1.5	3.11	79.0	0.62	60
CRF-SS30309	3	3.56	86.1	0.091	2.3	3.94	100.1	1.27	40
CRF-SS30310	3	3.62	88.9	0.091	2.3	3.94	100.1	1.29	40
CRF-SS30312	3	3.75	95.3	0.091	2.3	3.94	100.1	1.31	40
CRF-SS30313	3	3.81	96.8	0.091	2.3	3.94	100.1	1.33	40
CRF-SS30315	3	3.94	100.1	0.091	2.3	3.94	100.1	1.36	40
CRF-SS30400	3	4.00	101.6	0.091	2.3	3.94	100.1	1.40	40
CRF-SS40409	4	4.56	115.8	0.091	2.3	4.19	106.4	1.57	30
CRF-SS40410	4	4.63	117.6	0.091	2.3	4.19	106.4	1.59	30
CRF-SS40411	4	4.68	118.9	0.091	2.3	4.19	106.4	1.74	30
CRF-SS40412	4	4.75	120.7	0.091	2.3	4.19	106.4	1.76	30
CRF-SS40413	4	4.81	122.2	0.091	2.3	4.19	106.4	1.78	30
CRF-SS40414	4	4.88	124.0	0.091	2.3	4.19	106.4	1.82	30
CRF-SS40500	4	5.00	127.0	0.091	2.3	4.19	106.4	1.86	30
CRF-SS40501	4	5.06	128.5	0.091	2.3	4.19	106.4	1.89	30

Because we continually examine ways to improve our products, we reserve the right to alter specifications or discontinue products without prior notice.

**SANITARY GASKETS – TRI-CLAMP**


VIEW ONLINE



SCAN FOR INFO

or

visit [KOA.link/Tri-Clamp](http://KOA.link/Tri-Clamp)



**BUNA-40MPU Series**  
Sanitary Buna-N Tri-Clamp Gasket Black

**BUNA-40MPUW Series**  
Sanitary Buna-N Tri-Clamp Gasket White

**CERTIFICATION**

3A 18-03 sanitary standard.

**SERVICE TEMPERATURE RANGE**

-65°F (-54°C) to +210°F (+99°C)



Part Number	Size (in)	Weight Each (lbs)	Standard Carton
BUNA-40MPU100	1	0.012	25
BUNA-40MPU150	1 1/2	0.013	25
BUNA-40MPU200	2	0.014	25
BUNA-40MPU250	2 1/2	0.018	25
BUNA-40MPU300	3	0.020	25
BUNA-40MPU400	4	0.030	25
BUNA-40MPU600	6	0.040	25
BUNA-40MPUW100	1	0.012	25
BUNA-40MPUW150	1 1/2	0.013	25
BUNA-40MPUW200	2	0.014	25
BUNA-40MPUW250	2 1/2	0.018	25
BUNA-40MPUW300	3	0.022	25
BUNA-40MPUW400	4	0.034	25

Because we continually examine ways to improve our products, we reserve the right to alter specifications or discontinue products without prior notice.

### SANITARY GASKETS – TRI-CLAMP

VIEW ONLINE



SCAN FOR INFO

visit [KOA.link/Tri-Clamp](https://KOA.link/Tri-Clamp)



## EPDM-40MPE Series

### Sanitary EPDM Tri-Clamp Gasket Black

#### CERTIFICATION

3A 18-03 sanitary standard.


#### SERVICE TEMPERATURE RANGE

-60°F (-51°C) to +300°F (+149°C)

#### COLOR CODE

3 GREEN DOTS 

Part Number	Size (in)	Weight Each (lbs)	Standard Carton
EPDM-40MPE100	1	0.012	25
EPDM-40MPE150	1 1/2	0.013	25
EPDM-40MPE200	2	0.014	25
EPDM-40MPE250	2 1/2	0.016	25
EPDM-40MPE300	3	0.020	25
EPDM-40MPE400	4	0.030	25



## FKM-40MPSFY Series

### Sanitary FKM Tri-Clamp Gasket Black

## FKM-40MPSFYW Series

### Sanitary FKM Tri-Clamp Gasket White

#### CERTIFICATION

3A 18-03 sanitary standard.

#### SERVICE TEMPERATURE RANGE

-20°F (-29°C) to +350°F (+177°C)

#### COLOR CODE


1 WHITE/1 YELLOW DOT 

Part Number	Size (in)	Weight Each (lbs)	Standard Carton
FKM-40MPSFY100	1	0.013	25
FKM-40MPSFY150	1 1/2	0.014	25
FKM-40MPSFY200	2	0.018	25
FKM-40MPSFY300	3	0.030	25
FKM-40MPSFY400	4	0.046	25
FKM-40MPSFYW100	1	0.013	25
FKM-40MPSFYW150	1 1/2	0.014	25
FKM-40MPSFYW200	2	0.018	25
FKM-40MPSFYW300	3	0.030	25
FKM-40MPSFYW400	4	0.046	25


Because we continually examine ways to improve our products, we reserve the right to alter specifications or discontinue products without prior notice.

**SANITARY GASKETS – TRI-CLAMP**

VIEW ONLINE



SCAN FOR INFO | or visit [KOA.link/Tri-Clamp](https://KOA.link/Tri-Clamp)



**PTFE-40MPG Series**  
Sanitary PTFE Tri-Clamp Gasket White

**CERTIFICATION**


USP Class VI standard.

**SERVICE TEMPERATURE RANGE**

-40°F (-40°C) to +450°F (+232°C)

COLOR CODE
NONE

Part Number	Size (in)	Weight Each (lbs)	Standard Carton
PTFE-40MPG100	1	0.013	25
PTFE-40MPG150	1 1/2	0.014	25
PTFE-40MPG200	2	0.018	25
PTFE-40MPG300	3	0.028	25
PTFE-40MPG400	4	0.040	25



**SIL-40MPX Series**  
Sanitary Silicone Tri-Clamp Gasket White

**CERTIFICATION**

3A 18-03 sanitary standard.

**SERVICE TEMPERATURE RANGE**

-80°F (-62°C) to +450°F (+232°C)

COLOR CODE
1 PINK DOT 

Part Number	Size (in)	Weight Each (lbs)	Standard Carton
SIL-40MPX100	1	0.012	25
SIL-40MPX150	1 1/2	0.013	25
SIL-40MPX200	2	0.014	25
SIL-40MPX300	3	0.018	25
SIL-40MPX400	4	0.030	25

Because we continually examine ways to improve our products, we reserve the right to alter specifications or discontinue products without prior notice.

### SANITARY GASKETS – I-LINE

VIEW ONLINE



SCAN  
FOR INFO

or

visit  
[KOA.link/  
Gaskets\\_I-Line](http://KOA.link/Gaskets_I-Line)



## BUNA-40IH Series

### Sanitary Buna-N I-Line Gasket Black


#### CERTIFICATION

3A 18-03 sanitary standard.

#### SERVICE TEMPERATURE RANGE

-65°F (-54°C) to +210°F (+99°C)

#### COLOR CODE

1 RED DOT 

Part Number	Size (in)	Weight Each (lbs)	Standard Carton
BUNA-40IH150	1 1/2	0.006	25
BUNA-40IH200	2	0.007	25
BUNA-40IH300	3	0.012	25
BUNA-40IH400	4	0.016	25



## FKM-40IV Series

### Sanitary FKM I-Line Gasket Black

#### CERTIFICATION

3A 18-03 sanitary standard.

#### SERVICE TEMPERATURE RANGE

-20°F (-29°C) to +350°F (+177°C)

#### COLOR CODE


1 WHITE/1 YELLOW DOT  

Part Number	Size (in)	Weight Each (lbs)	Standard Carton
FKM-40IV150	1 1/2	0.006	25
FKM-40IV200	2	0.008	25
FKM-40IV300	3	0.014	25
FKM-40IV400	4	0.018	25

Because we continually examine ways to improve our products, we reserve the right to alter specifications or discontinue products without prior notice.

**SANITARY GASKETS – BEVEL SEAT**

VIEW ONLINE



SCAN FOR INFO | or | visit [KOA.link/Bevel](https://KOA.link/Bevel)



**BUNA-40BSO Series**  
Sanitary Buna-N Bevel Seat Gasket Black

**CERTIFICATION**

3A 18-03 sanitary standard.

**SERVICE TEMPERATURE RANGE**

-65°F (-54°C) to +210°F (+99°C)

**COLOR CODE**

1 RED DOT 

Part Number	Size (in)	Weight Each (lbs)	Standard Carton
BUNA-40BS0100	1	0.008	25
BUNA-40BS0150	1 1/2	0.014	25
BUNA-40BS0200	2	0.018	25
BUNA-40BS0250	2 1/2	0.018	25
BUNA-40BS0300	3	0.034	25
BUNA-40BS0400	4	0.038	25

Because we continually examine ways to improve our products, we reserve the right to alter specifications or discontinue products without prior notice.

## SANITARY CLAMP TYPES

### SINGLE PIN

Single pin, or single hinge, clamps are available for both Tri-Clamp and I-Line fittings, and are the industry standard. They consist of two segments connected by a single pin and wing nut, allowing for easy hand tightening.

### DOUBLE PIN

Double pin clamps are available for the Tri-Clamp fitting. They have an additional pin, which helps provide more evenly distributed sealing pressure.

### DOUBLE BOLT

Double bolts are also available for the Tri-Clamp fittings. They're a heavier duty construction, connected by tightening two bolts. They're popular in more permanent applications and have higher pressure ratings than the single and double pin clamps.

### SANITARY CLAMP TORQUE AND PRESSURE RATINGS

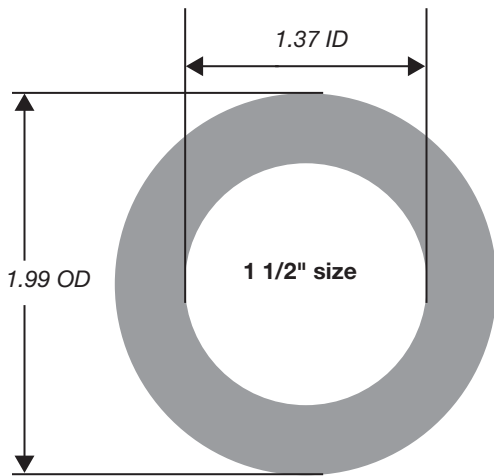
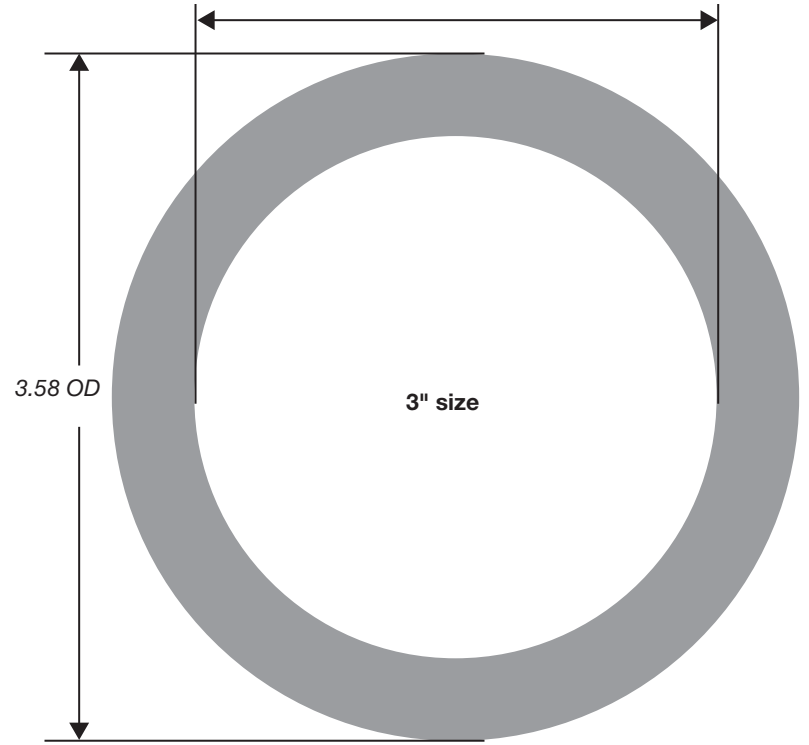
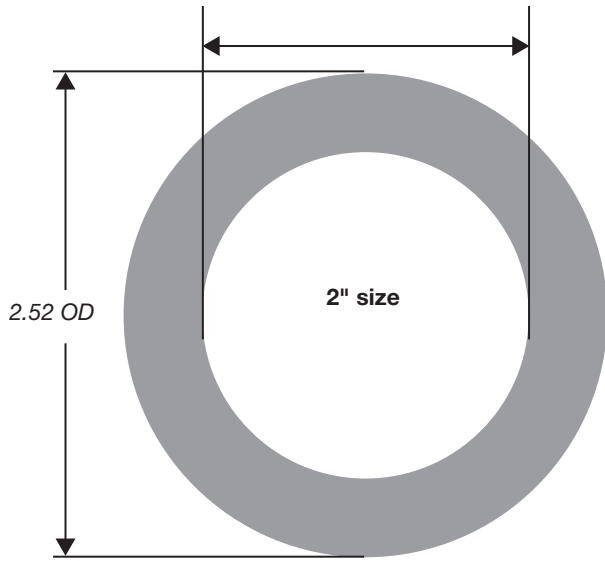
Part Number	Pressure Rating (psi)*		Torque Rating (In/lbs)
	at +70°F (+21°C)	at +250°F (+121°C)	
SPHDS150	500	250	25
SPHDS200	450	250	25
SPHDS250	400	200	25
SPHDS300	350	150	25
SPHDS400	200	125	25
SPHDS600	150	75	25
DPHDS150	500	250	25
DPHDS200	450	250	25
DPHDS250	400	200	25
DPHDS300	350	150	25
DPHDS400	200	125	25
DBS150	1500	1200	30
DBS200	1000	800	30
DBS300	1000	800	30
DBS400	800	800	30
SPILC150	500	250	25
SPILC200	450	250	25
SPILC300	350	150	25
SPILC400	200	125	25

\*Note: Pressure ratings shown represent those of the clamp alone and are generally higher than those of a full union, including a gasket, which will fail before the clamp.

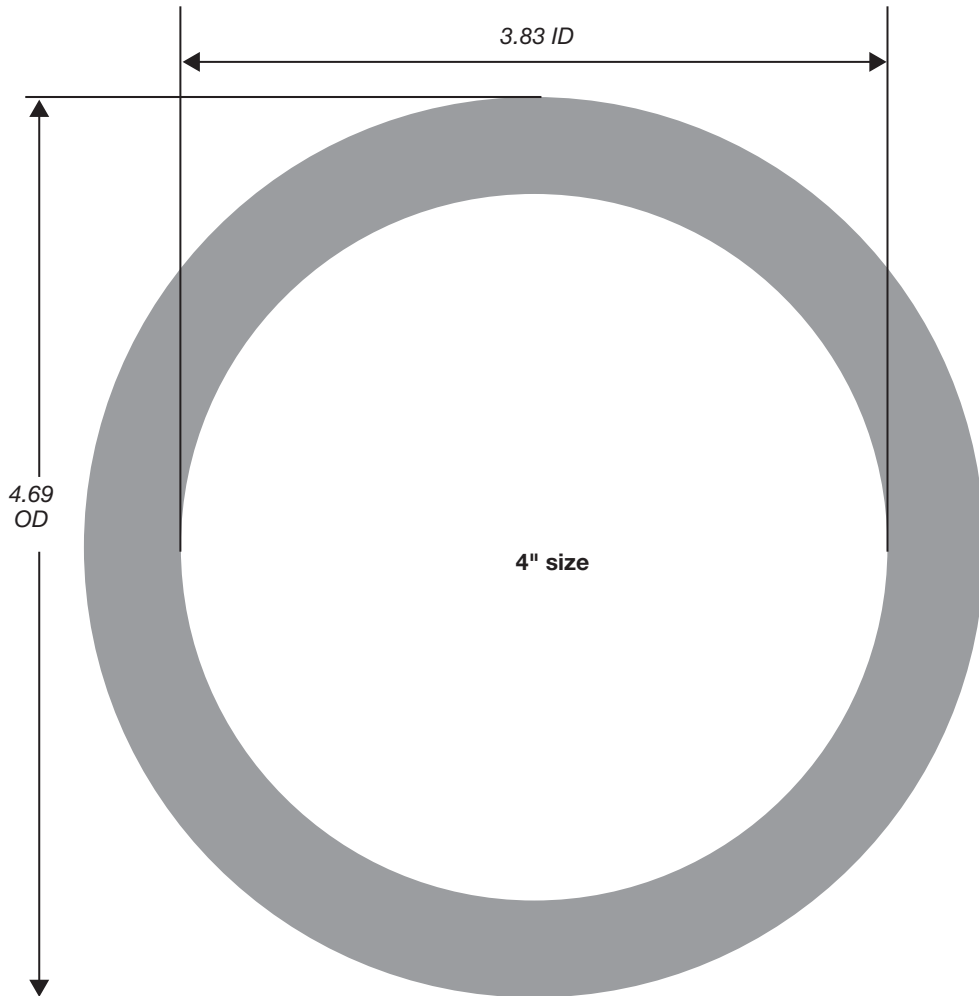
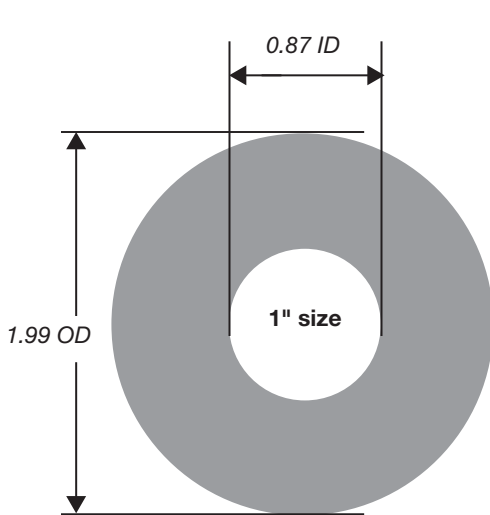
Because we continually examine ways to improve our products, we reserve the right to alter specifications or discontinue products without prior notice.

# SIZING GUIDE FOR TRI-CLAMP FITTINGS & GASKETS

Place the face of the tri-clamp over the following, actual-size drawings, to determine the size of the fitting or corresponding clamp needed. Note: the clamp and fitting sizes are determined by the ID of the hose, not the ID or OD of the tri-clamp.



**Note: Both 1" & 1 1/2" tri-clamps use the 1 1/2" size clamp.**



## SANITARY GASKET TYPES

Sanitary gaskets are available in a variety of materials, each possessing unique performance characteristics, and should be selected based on the specific demands of the application in which they will be used. Please refer to the following sanitary gasket elastomer characteristics to assist with proper gasket selection.

**Buna (Nitrile) gaskets** are the most popular and economic, and are common in food and beverage applications. They have good resistance to oils and animal fats, and good resistance to moderately aggressive chemicals.

**EPDM gaskets** are also very popular, economic gaskets, and are common in food and beverage, pharmaceutical and cosmetic/personal care applications. They exhibit higher chemical and heat resistance than Buna, but are acceptable for steam only intermittently and at lower pressures. They can experience swelling and deformation when exposed to certain oils and animal fats.

**FKM (Viton®) gaskets** exhibit good all-around characteristics, with good oil, alcohol and acid resistance, and a slightly higher heat and steam tolerance than EPDM.

**PTFE (Teflon®) gaskets** exhibit exceptional chemical resistance, and extremely high tolerances to heat and steam. However, they're a plastic as opposed to an elastomer, and therefore not as compressible as other gasket materials, which can lead to difficulty in sealing if misaligned. They can experience cold flow, especially if clamps are misaligned or overtightened, resulting in a reduction in sealing pressure.

**Silicone gaskets** exhibit the widest temperature range. They're often used in place of PTFE gaskets in fluid or steam applications when greater compressibility and leak resistance is required.

## ELASTOMER CHARACTERISTICS

Characteristic	Buna-N (Nitrile)	EPDM	FKM (Viton®)	PTFE (Teflon®)	Silicone
Identification Dot Code	1 red	3 green	1 white and 1 yellow	None	1 pink
Industry Designation	U	E	SFY	G	X
Temperature Range	-65°F (-54°C) to +210°F (+99°C)	-60°F (-51°C) to +300°F (+149°C)	-20°F (-29°C) to +350°F (+177°C)	-40°F (-40°C) to +450°F (+232°C)*	-80°F (-62°C) to +450°F (+232°C)
Fats & Oils Resistance	Good to Excellent	Poor	Good to Excellent	Excellent	Fair
Acid Resistance	Good	Good to Excellent	Good to Excellent	Good to Excellent	Fair
Alkali Resistance	Good	Good to Excellent	Fair	Excellent	Poor to Fair
Abrasion Resistance	Excellent	Good	Good	Fair	Good
Compression Set Resistance	Good	Fair	Good to Excellent	Cold Flows*	Good to Excellent
FDA CFR 21 Compliant	Yes	Yes	Yes	Yes	Yes
Certification	3A	3A	3A	USP Class VI	3A

\*PTFE can experience cold flow over time, especially when subjected to temperature fluctuations, resulting in reduction of sealing pressure.

Note: the performance of sanitary gaskets depends on many factors that are governed by the application. This chart cannot be construed as an approval of the gasket for any particular purpose, use, or application.

Note: Viton® and Teflon® are registered trademarks of The Chemours Company FC, LLC.

Because we continually examine ways to improve our products, we reserve the right to alter specifications or discontinue products without prior notice.



**GASKET IDENTIFICATION**

The particular type of gasket material can be identified by the dot pattern printed on the side of each gasket.

Material	Identification Dot Code	Example
Buna-N (Nitrile)	1 red dot	●
EPDM	3 green dots	● ● ●
FKM (Viton®)	1 white and 1 yellow dot	○ ●
PTFE (Teflon®)	None	
Silicone	1 pink dot	●

Because we continually examine ways to improve our products, we reserve the right to alter specifications or discontinue products without prior notice.



### HOSE BUMPERS

Hose bumpers are installed near the hose ends to help protect the fittings from damage if the hose is accidentally dropped, and to keep the hose ends clean by elevating them off the floor. Each bumper is made from chemical and heat resistant, shock absorbing silicone. The bumpers slide easily and securely over the end of the ferrule after crimping.



### HOSE RISERS

Hose risers elevate the hose off the floor, helping it slide easily when being moved from place to place, keeping it clean and protecting the outside from damage. They also allow for better floor drainage by preventing damming and pooling of liquids near the hose during wash down. The risers are made from durable, chemical resistant polyethylene, and are easily attached throughout the hose with two stainless steel screws.

Because we continually examine ways to improve our products, we reserve the right to alter specifications or discontinue products without prior notice.



# SPHERE LOCK™












BALL AND SOCKET COUPLINGS














**Index**

Advantages..... 143  
 Connection Types ..... 144





**TYPE B**

	Female Socket x Hose Shank ..... 145
	Female Socket x Hose Shank HD Crimp ..... 145
	Female Socket x Polycrimp HDPE.... 146
	Locking Lever Ring ..... 146
	Locking Ring..... 146
	Female Socket x Male NPT ..... 147
	Male Ball x Hose Shank ..... 145
	Male Ball x Hose Shank HD Crimp... 145
	Male Ball X Polycrimp HDPE ..... 146
	Male Ball x Male NPT..... 147
	Male Ball Plug..... 147
	Female Socket Plug ..... 148
	Male Ball x 150# ASA Flange ..... 148
	Female Socket x 150# ASA Flange..... 148
	90° Elbow Female Socket x Male Ball ..... 149

**TYPE B (continued)**

	45° Elbow Female Socket x Male Ball ..... 149
	Female Socket x Male Ball Reducer ..... 149
	Male Ball x Round Hole Strainer ..... 150
	Male Ball x Square Hole Strainer ..... 150
	Male Ball Outlet Y ..... 150
	Female Socket Outlet Y..... 151
	Male Ball Outlet Tee..... 151
	Female Socket Outlet Tee ..... 151
	Safety Pin ..... 152
	Lever Assist Bar ..... 152
	Buna Gasket ..... 152







**TYPE A**

	Safety Pin ..... 155
	Buna Gasket ..... 155
	Female Socket x Hose Shank..... 153
	Male Ball x Hose Shank ..... 153
	Male Ball x Hose Shank (Includes Connection Ring) ..... 153

Because we continually examine ways to improve our products, we reserve the right to alter specifications or discontinue products without prior notice.

**Index** *(continued)*

**TYPE A** *(continued)*

	Female Socket x 150# ASA Flange (Includes Buna Gasket).....	153
	90° Elbow Female Socket x Male Ball .....	154
	45° Elbow Female Socket x Male Ball .....	154
	Female Socket Plug .....	154
	Male Ball Plug.....	154
	Lever Assist Bar.....	155

Because we continually examine ways to improve our products, we reserve the right to alter specifications or discontinue products without prior notice.

## SPHERE LOCK™ ADVANTAGES

### GENERAL APPLICATIONS

Transfer of freshwater or wastewater in agricultural, construction, septic, mining and other industrial applications.

### CONSTRUCTION

High-grade, high-tensile, hot dipped galvanized steel.

### SERVICE TEMPERATURE RANGE

-40°F (-40°C) to +250°F (+121°C)

Sphere Lock couplings, also referred to as ball and socket couplings, consist of male (ball) and female (socket) ends. The rounded male end nests in the concave female end, which contains a Buna gasket for sealing. The connection is tightened by pushing down on a lever or bar.

Sphere Lock couplings are highly durable, with excellent resistance to impacts and vibration, making them ideal for highly demanding outdoor applications. They're able to handle full vacuum and higher pressures than standard cam-lock couplings.

Sphere Lock couplings allow greater ease when connecting than most other coupling types. Whereas most other couplings must be aligned perfectly straight, Sphere Lock couplings can connect at angles of up to 30°, which is beneficial when conditions make a perfectly straight connection difficult.


*Non Sphere Lock couplings require perfectly straight connections.*



*Sphere Lock couplings allow for angled/offset connections.*



Safety pins are available for Sphere Lock couplings to prevent an accidental opening while in service, which can lead to unwanted product spillage.



*The Sphere Lock coupling's safety pin securely prevents unwanted opening.*



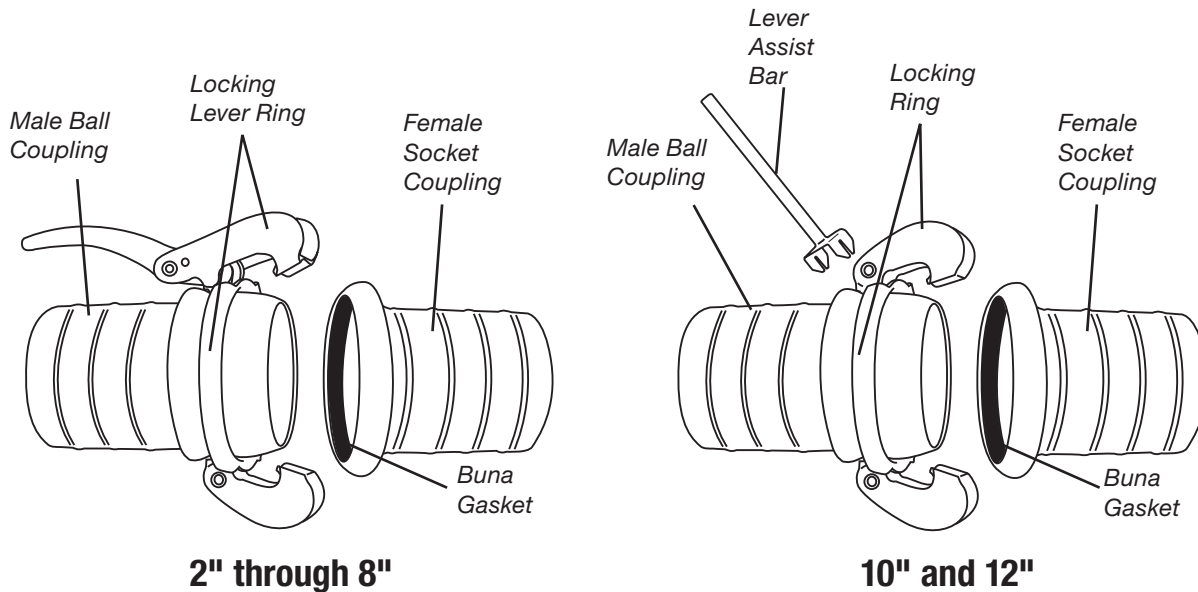
*Non Sphere Lock handles tied down with rope, susceptible to unwanted opening.*

Because we continually examine ways to improve our products, we reserve the right to alter specifications or discontinue products without prior notice.

## SPHERE LOCK™ CONNECTION TYPES

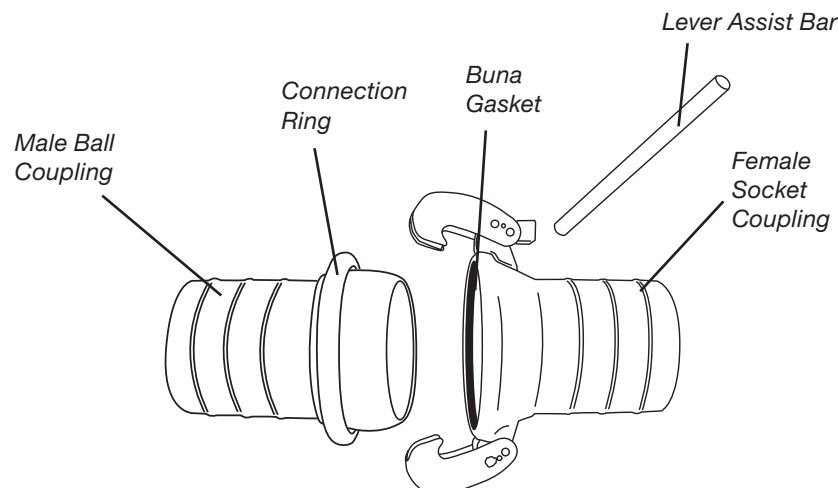
### TYPE B CONNECTION

The type B connection is the most popular, consisting of a male ball coupling, female socket coupling and either a locking lever ring (2" through 8") or locking ring (10" and 12"), which fits over the male ball coupling's shank. The latches on the locking rings hook onto the female coupling and are tightened by either pushing down on the locking lever ring's handle, or in the case of the locking ring, a separate lever assist bar is used.



### TYPE A CONNECTION

The type A connection is less common than type B and generally only available in larger sizes. It consists of the male ball coupling, the female socket coupling and a connection ring, which fits over the male ball coupling's shank. Instead of using a separate locking lever ring on the male ball coupling, the latches are attached directly to the female socket coupling and hook over the connection ring on the male. The connection is tightened by pushing down on a separate lever assist bar.



Because we continually examine ways to improve our products, we reserve the right to alter specifications or discontinue products without prior notice.

**SPHERE LOCK™ – TYPE B**

VIEW ONLINE



SCAN FOR INFO

or

visit  
[KOA.link/Sphere-Lock\\_Type-B-1](http://KOA.link/Sphere-Lock_Type-B-1)



**SLB-FH Series**

Female Socket x Hose Shank *(Includes Buna Gasket)*

Part Number	Size (in)	PSI Rating at 70°F	Weight Each (lbs)	Standard Carton
SLB-FH200	2	290	0.81	1
SLB-FH300	3	290	1.56	1
SLB-FH400	4	217	3.81	1
SLB-FH600	6	175	6.34	1
SLB-FH800	8	175	11.66	1
SLB-FH1000	10	175	20.26	1
SLB-FH1200	12	175	21.82	1



**SLB-CRFH Series**

Female Socket X Hose Shank HD Crimp *(Includes Buna Gasket)*

Part Number	Size (in)	PSI Rating at 70°F	Weight Each (lbs)	Standard Carton
SLB-CRFH400	4	217	5.40	1
SLB-CRFH600	6	175	10.56	1
SLB-CRFH800	8	175	17.81	1



**SLB-MH Series**

Male Ball x Hose Shank

Part Number	Size (in)	PSI Rating at 70°F	Weight Each (lbs)	Standard Carton
SLB-MH200	2	290	0.79	1
SLB-MH300	3	290	1.50	1
SLB-MH400	4	217	3.53	1
SLB-MH600	6	175	5.58	1
SLB-MH800	8	175	10.25	1
SLB-MH1000	10	175	21.05	1
SLB-MH1200	12	175	22.11	1



**SLB-CRMH Series**

Male Ball X Hose Shank HD Crimp

Part Number	Size (in)	PSI Rating at 70°F	Weight Each (lbs)	Standard Carton
SLB-CRMH400	4	217	5.42	1
SLB-CRMH600	6	175	10.31	1
SLB-CRMH800	8	175	17.57	1

Because we continually examine ways to improve our products, we reserve the right to alter specifications or discontinue products without prior notice.

VIEW ONLINE



SCAN FOR INFO

visit  
[KOA.link/Sphere-Lock\\_Type-B-2](http://KOA.link/Sphere-Lock_Type-B-2)

**SPHERE LOCK™ – TYPE B**

**SLB-PCM Series**  
Male Ball X Polycrimp HDPE



Part Number	Size (in)	PSI Rating at 70°F	Weight Each (lbs)	Standard Carton
SLB-PCM400	4	125	5.76	1
SLB-PCM600	6	125	12.52	1
SLB-PCM800	8	125	19.43	1

**SLB-PCF Series**  
Female Socket X Polycrimp HDPE  
(Includes Buna Gasket)



Part Number	Size (in)	PSI Rating at 70°F	Weight Each (lbs)	Standard Carton
SLB-PCF400	4	125	6.55	1
SLB-PCF600	6	125	11.70	1
SLB-PCF800	8	125	19.50	1

**SLB-LR Series**  
Locking Lever Ring



Part Number	Size (in)	PSI Rating at 70°F	Weight Each (lbs)	Standard Carton
SLB-LR200	2	290	1.01	1
SLB-LR300	3	290	2.31	1
SLB-LR400	4	217	4.45	1
SLB-LR600	6	175	9.30	1
SLB-LR800	8	175	13.49	1

**SLB-LR Series\***  
Locking Ring



Part Number	Size (in)	PSI Rating at 70°F	Weight Each (lbs)	Standard Carton
SLB-LR1000	10	175	24.27	1
SLB-LR1200	12	175	35.05	1

\* Requires Lever Assist Bar (Type B) to couple (SLB-LV) page 152.

Because we continually examine ways to improve our products, we reserve the right to alter specifications or discontinue products without prior notice.

**SPHERE LOCK™ – TYPE B**

VIEW ONLINE



SCAN FOR INFO

or


visit  
[KOA.link/Sphere-Lock\\_Type-B-3](http://KOA.link/Sphere-Lock_Type-B-3)



**SLB-FP Series**

Female Socket x Male NPT *(Includes Buna Gasket)*

Part Number	Size (in)	PSI Rating at 70°F	Weight Each (lbs)	Standard Carton
SLB-FP200	2	290	0.97	1
SLB-FP300	3	290	1.78	1
SLB-FP400	4	217	3.59	1
SLB-FP600	6	175	7.12	1
SLB-FP800	8	175	13.57	1



**SLB-MP Series**

Male Ball x Male NPT *(Includes Locking Lever Ring)*

Part Number	Size (in)	PSI Rating at 70°F	Weight Each (lbs)	Standard Carton
SLB-MP200	2	290	3.04	1
SLB-MP300	3	290	6.18	1
SLB-MP400	4	217	10.62	1
SLB-MP600	6	175	22.61	1
SLB-MP800	8	175	38.18	1



**SLB-MPLG Series**

Male Ball Plug *(Includes Locking Lever Ring)\**

Part Number	Size (in)	PSI Rating at 70°F	Weight Each (lbs)	Standard Carton
SLB-MPLG200	2	290	1.52	1
SLB-MPLG300	3	290	2.98	1
SLB-MPLG400	4	217	6.33	1
SLB-MPLG600	6	175	12.66	1
SLB-MPLG800	8	175	19.88	1
SLB-MPLG1200	12	175	48.72	1

\* 12" size includes Locking Ring, requires Lever Assist Bar (Type A) to couple (SLA-LV) page 155.

Because we continually examine ways to improve our products, we reserve the right to alter specifications or discontinue products without prior notice.

VIEW ONLINE

**SPHERE LOCK™ – TYPE B**



SCAN FOR INFO

visit [KOA.link/Sphere-Lock\\_Type-B-4](http://KOA.link/Sphere-Lock_Type-B-4)



**SLB-FPLG Series**  
Female Socket Plug *(Includes Buna Gasket)*

Part Number	Size (in)	PSI Rating at 70°F	Weight Each (lbs)	Standard Carton
SLB-FPLG200	2	290	0.39	1
SLB-FPLG300	3	290	0.75	1
SLB-FPLG400	4	217	2.20	1
SLB-FPLG600	6	175	4.03	1
SLB-FPLG800	8	175	7.65	1
SLB-FPLG1200	12	175	19.18	1



**SLB-FLM Series**  
Male Ball x 150# ASA Flange *(Includes Locking Lever Ring)*

Part Number	Size (in)	PSI Rating at 70°F	Flange Bolt Holes (number)	Flange Thickness (in)	Weight Each (lbs)	Standard Carton
SLB-FLM400	4	217	8	.47	14.33	1
SLB-FLM600	6	175	8	.47	23.48	1
SLB-FLM800	8	175	8	.47	37.37	1
SLB-FLM1000	10	175	12	.59	58.89	1
SLB-FLM1200	12	175	12	.59	80.10	1



**SLB-FLF Series**  
Female Socket x 150# ASA Flange *(Includes Buna Gasket)*

Part Number	Size (in)	PSI Rating at 70°F	Flange Bolt Holes (number)	Flange Thickness (in)	Weight Each (lbs)	Standard Carton
SLB-FLF400	4	217	8	.47	9.34	1
SLB-FLF600	6	175	8	.47	13.16	1
SLB-FLF800	8	175	8	.47	20.27	1
SLB-FLF1000	10	175	12	.59	30.84	1
SLB-FLF1200	12	175	12	.59	46.85	1

Because we continually examine ways to improve our products, we reserve the right to alter specifications or discontinue products without prior notice.

**SPHERE LOCK™ – TYPE B**

VIEW ONLINE



SCAN FOR INFO

or

visit  
[KOA.link/Sphere-Lock\\_Type-B-5](http://KOA.link/Sphere-Lock_Type-B-5)



**SLB-90EL Series**

90° Elbow Female Socket x Male Ball

*(Includes Buna Gasket and Locking Lever Ring)*

Part Number	Size (in)	PSI Rating at 70°F	Weight Each (lbs)	Standard Carton
SLB-90EL400	4	217	12.05	1
SLB-90EL600	6	175	26.09	1
SLB-90EL800	8	175	32.76	1
SLB-90EL1200	12	175	79.71	1



**SLB-45EL Series**

45° Elbow Female Socket x Male Ball

*(Includes Buna Gasket and Locking Lever Ring)*

Part Number	Size (in)	PSI Rating at 70°F	Weight Each (lbs)	Standard Carton
SLB-45EL400	4	217	10.06	1
SLB-45EL600	6	175	20.10	1
SLB-45EL800	8	175	28.46	1
SLB-45EL1200	12	175	70.11	1



**SLB-FMR Series**

Female Socket x Male Ball Reducer

*(Includes Buna Gasket and Locking Lever Ring)*

Part Number	Female Socket Size (in)	Male Ball Size (in)	PSI Rating at 70°F	Weight Each (lbs)	Standard Carton
SLB-FMR4060	4	6	175	15.30	1
SLB-FMR6040	6	4	175	10.75	1
SLB-FMR6080	6	8	175	25.74	1
SLB-FMR8060	8	6	175	22.15	1

Because we continually examine ways to improve our products, we reserve the right to alter specifications or discontinue products without prior notice.


**SPHERE LOCK™ – TYPE B**

VIEW ONLINE




SCAN FOR INFO

visit  
[KOA.link/Sphere-Lock\\_Type-B-6](http://KOA.link/Sphere-Lock_Type-B-6)




**SLB-MRHS Series**  
Male Ball x Round Hole Strainer  
*(Includes Locking Lever Ring)*

Part Number	Size (in)	PSI Rating at 70°F	Weight Each (lbs)	Standard Carton
SLB-MRHS400	4	217	10.95	1
SLB-MRHS600	6	175	20.83	1
SLB-MRHS800	8	175	42.88	1
SLB-MRHS1200	12	175	74.29	1



**SLB-MSHS Series**  
Male Ball x Square Hole Strainer  
*(Includes Locking Lever Ring)*

Part Number	Size (in)	PSI Rating at 70°F	Weight Each (lbs)	Standard Carton
SLB-MSHS400	4	217	12.96	1
SLB-MSHS600	6	175	23.58	1
SLB-MSHS800	8	175	35.27	1



**SLB-YMFF Series**  
Male Ball Outlet Y  
*(Includes Buna Gaskets and Locking Lever Ring)*

Part Number	Size (in)	PSI Rating at 70°F	Weight Each (lbs)	Standard Carton
SLB-YMFF400	4	217	13.00	1
SLB-YMFF600	6	175	32.40	1
SLB-YMFF800	8	175	42.00	1
SLB-YMFF1200	12	175	129.00	1

Because we continually examine ways to improve our products, we reserve the right to alter specifications or discontinue products without prior notice.

**SPHERE LOCK™ – TYPE B**

VIEW ONLINE



SCAN FOR INFO

or

visit  
[KOA.link/Sphere-Lock\\_Type-B-7](http://KOA.link/Sphere-Lock_Type-B-7)




**SLB-YFMM Series**

Female Socket Outlet Y

*(Includes Buna Gaskets and Locking Lever Ring)*

Part Number	Size (in)	PSI Rating at 70°F	Weight Each (lbs)	Standard Carton
SLB-YFMM400	4	217	18.00	1
SLB-YFMM600	6	175	35.00	1
SLB-YFMM800	8	175	57.00	1
SLB-YFMM1200	12	175	165.00	1




**SLB-TMFM Series**

Male Ball Outlet Tee

*(Includes Buna Gasket and Locking Lever Rings)*

Part Number	Size (in)	PSI Rating at 70°F	Weight Each (lbs)	Standard Carton
SLB-TMFM400	4	217	19.97	1
SLB-TMFM600	6	175	36.39	1
SLB-TMFM800	8	175	55.86	1
SLB-TMFM1200	12	175	138.44	1



**SLB-TMFF Series**

Female Socket Outlet Tee

*(Includes Buna Gasket and Locking Lever Rings)*

Part Number	Size (in)	PSI Rating at 70°F	Weight Each (lbs)	Standard Carton
SLB-TMFF400	4	217	14.43	1
SLB-TMFF600	6	175	25.16	1
SLB-TMFF800	8	175	43.02	1
SLB-TMFF1200	12	175	106.03	1

Because we continually examine ways to improve our products, we reserve the right to alter specifications or discontinue products without prior notice.

VIEW ONLINE

**SPHERE LOCK™ – TYPE B**



SCAN FOR INFO

visit  
[KOA.link/Sphere-Lock\\_Type-B-8](http://KOA.link/Sphere-Lock_Type-B-8)



**SLB-LV Series**  
Lever Assist Bar

Part Number	Size (in)	Weight Each (lbs)	Standard Carton
SLB-LV1000	10 & 12	2.23	1



**SLB-SP Series**  
Safety Pin

Part Number	Size (in)	Weight Each (lbs)	Standard Carton
SLB-SP200	2	0.03	25
SLB-SP300	3	0.03	25
SLB-SP400	4	0.06	25
SLB-SP600	6 & 8	0.09	25
SLB-SP1000	10 & 12	0.15	10



**SLB-BUNA Series**  
Buna Gasket

Part Number	Size (in)	Weight Each (lbs)	Standard Carton
SLB-BUNA200	2	0.04	1
SLB-BUNA300	3	0.13	1
SLB-BUNA400	4	0.24	1
SLB-BUNA600	6	0.48	1
SLB-BUNA800	8	0.57	1
SLB-BUNA1000	10	1.10	1
SLB-BUNA1200	12	1.76	1

Because we continually examine ways to improve our products, we reserve the right to alter specifications or discontinue products without prior notice.

**SPHERE LOCK™ – TYPE A**

VIEW ONLINE



SCAN FOR INFO

or

visit  
[KOA.link/Sphere-Lock\\_Type-A-1](http://KOA.link/Sphere-Lock_Type-A-1)



**SLA-FH Series**

Female Socket x Hose Shank *(Includes Buna Gasket)*

Part Number	Size (in)	PSI Rating at 70°F	Weight Each (lbs)	Standard Carton
SLA-FH1000	10	72	25.00	1
SLA-FH1200	12	72	43.00	1

**NOTE:** Other sizes available upon request. Contact Kuriyama Customer Service for details.



**SLA-MH Series**

Male Ball x Hose Shank

Part Number	Size (in)	PSI Rating at 70°F	Weight Each (lbs)	Standard Carton
SLA-MH1000	10	72	29.00	1
SLA-MH1200	12	72	43.85	1

**NOTE:** Other sizes available upon request. Contact Kuriyama Customer Service for details.



**SLA-FLM Series**

Male Ball x Hose Shank *(Includes Connection Ring)*

Part Number	Size (in)	PSI Rating at 70°F	Flange Bolt Holes (number)	Flange Thickness (in)	Weight Each (lbs)	Standard Carton
SLA-FLM1000	10	72	12	.59	42.00	1
SLA-FLM1200	12	72	12	.59	60.41	1



**SLA-FLF Series**

Female Socket x 150# ASA Flange *(Includes Buna Gasket)*

Part Number	Size (in)	PSI Rating at 70°F	Flange Bolt Holes (number)	Flange Thickness (in)	Weight Each (lbs)	Standard Carton
SLA-FLF1000	10	72	12	.59	41.00	1
SLA-FLF1200	12	72	12	.59	63.23	1

Because we continually examine ways to improve our products, we reserve the right to alter specifications or discontinue products without prior notice.

VIEW ONLINE



SCAN FOR INFO

or

visit  
[KOA.link/Sphere-Lock\\_Type-A-2](http://KOA.link/Sphere-Lock_Type-A-2)

**SPHERE LOCK™ – TYPE A**



**SLA-90EL Series**

90° Elbow Female Socket x Male Ball  
*(Includes Buna Gasket)*

Part Number	Size (in)	PSI Rating at 70°F	Weight Each (lbs)	Standard Carton
SLA-90EL1200	12	72	15.00	1



**SLA-45EL Series**

45° Elbow Female Socket x Male Ball  
*(Includes Buna Gasket)*

Part Number	Size (in)	PSI Rating at 70°F	Weight Each (lbs)	Standard Carton
SLA-45EL1200	12	72	18.00	1



**SLA-FPLG Series**

Female Socket Plug *(Includes Buna Gasket)*

Part Number	Size (in)	PSI Rating at 70°F	Weight Each (lbs)	Standard Carton
SLA-FPLG1200	12	72	35.02	1



**SLA-MPLG Series**

Male Ball Plug

Part Number	Size (in)	PSI Rating at 70°F	Weight Each (lbs)	Standard Carton
SLA-MPLG1200	12	72	34.73	1

Because we continually examine ways to improve our products, we reserve the right to alter specifications or discontinue products without prior notice.

**SPHERE LOCK™ – TYPE A**

VIEW ONLINE



SCAN FOR INFO

or

visit  
[KOA.link/Sphere-Lock\\_Type-A-3](http://KOA.link/Sphere-Lock_Type-A-3)



**SLA-LV Series**  
Lever Assist Bar

Part Number	Size (in)	Weight Each (lbs)	Standard Carton
SLA-LV1200	12	4.00	1



**SLA-SP Series**  
Safety Pin

Part Number	Size (in)	Weight Each (lbs)	Standard Carton
SLA-SP1000	10	0.08	10
SLA-SP1200	12	0.19	10



**SLA-BUNA Series**  
Buna Gasket

Part Number	Size (in)	Weight Each (lbs)	Standard Carton
SLA-BUNA1000	10	1.08	1
SLA-BUNA1200	12	1.50	1

Because we continually examine ways to improve our products, we reserve the right to alter specifications or discontinue products without prior notice.






**Index**

	AB .....	167		HEX-SPN .....	162
	ABF .....	167		HEX-STN .....	162
	ABF-LF .....	168		HW .....	171
	ABM .....	167		LHS .....	173
	ABM-LF .....	168		PPN .....	165
	APS .....	174		PPS .....	174
	BB .....	169		RHS .....	172
	BEN .....	161		SG .....	176
	BHS .....	173		SHS .....	172
	CRN .....	158		SPHM .....	166
	CRN-SS .....	158		SPN .....	159
	FHNST .....	170		SPRN .....	159
	FHNST-F .....	170		SSHM .....	166
	FHNST-M .....	170		SSN .....	164
	FHW .....	171		SSN-304 .....	164
	FNS .....	175		STN .....	160
	GEN .....	160		TBN .....	163
	GRN .....	165		THS .....	173


Because we continually examine ways to improve our products, we reserve the right to alter specifications or discontinue products without prior notice.



CRN

## CRN Series (Zinc Plated Steel)

Male NPT x Hose Shank



CRN-SS

## CRN-SS Series (316 Stainless Steel)

Male NPT x Hose Shank

### VIEW ONLINE










SCAN FOR INFO  
or visit  
[KOA.link/CRN](https://KOA.link/CRN)







### FEATURES AND ADVANTAGES

- Versatile hose connectors designed to connect hose and pipes of the same thread size.
- Tri-Couple design available in all sizes for each item.
- Frequently used in low pressure suction and discharge applications, and can be connected to many different types of strainers and couplings.
- Multi-serrated barb design allows for secure hose grip when properly clamped or crimped.

### MATERIAL SPECIFICATIONS

- CRN Series Complies with ASTM A53 Grade B welded pipe.
- CRN-SS Series Complies with ASTM A276 grade 316 welded pipe.

Part Number	Size (in)	PSI Rating at 70°F	Weight Each (lbs)	Standard Carton
 CRN100	1	250	0.37	80
 CRN150	1 1/2	250	0.77	60
 CRN200	2	250	1.18	50
 CRN250	2 1/2	150	1.82	40
 CRN300	3	150	2.28	36
 CRN400	4	150	3.35	32
 CRN600	6	75	12.40	12

Part Number	Size (in)	PSI Rating at 70°F	Weight Each (lbs)	Standard Carton
 CRN-SS100	1	250	0.40	80
 CRN-SS150	1 1/2	250	0.80	60
 CRN-SS200	2	250	1.25	50
 CRN-SS250	2 1/2	150	1.91	40
 CRN-SS300	3	150	2.35	36
 CRN-SS400	4	150	3.45	32

 Designates Tri-Couple fitting

Because we continually examine ways to improve our products, we reserve the right to alter specifications or discontinue products without prior notice.



SPN

**SPN Series (Zinc Plated Steel)**

Male NPT x Hose Shank



SPRN

**SPRN Series (Zinc Plated Steel)**

Jump Size Male NPT x Hose Shank

**FEATURES AND ADVANTAGES**

- Versatile hose connectors designed to connect hose and pipes of the same thread size.
- Frequently used in low pressure suction and discharge applications, and can be connected to many different types of strainers and couplings.
- Multi-serrated barb design allows for secure hose grip when properly clamped or crimped.

**MATERIAL SPECIFICATIONS**

- Complies with ASTM A53 B welded pipe.

**VIEW ONLINE**




SCAN FOR INFO  
or visit

[KOA.link/SPN-SPRN](http://KOA.link/SPN-SPRN)

Part Number	Thread Size NPT (in)	Hose Shank Size (in)	PSI Rating at 70°F	Weight Each (lbs)	Standard Carton
SPN050	1/2	1/2	125	0.14	25
SPN075	3/4	3/4	125	0.22	25
SPRN-075100	1	3/4	125	0.35	100
SPN100	1	1	125	0.32	50
SPRN-100075	3/4	1	125	0.19	200
SPRN-100125	1 1/4	1	125	0.44	80
SPN125	1 1/4	1 1/4	125	0.56	20
SPRN-125100	1	1 1/4	125	0.30	80
SPRN-125150	1 1/2	1 1/4	125	0.65	60
SPN150	1 1/2	1 1/2	125	0.72	10
SPRN-150125	1 1/4	1 1/2	125	0.44	80
SPRN-150200	2	1 1/2	75	0.88	50
SPN200	2	2	75	1.10	40
SPRN-200150	1 1/2	2	75	0.73	60
SPRN-200250	2 1/2	2	75	1.65	20
SPN250	2 1/2	2 1/2	75	1.74	20
SPRN-250200	2	2 1/2	75	1.40	20
SPRN-250300	3	2 1/2	75	1.92	20
SPN300	3	3	75	2.18	12
SPRN-300250	2 1/2	3	75	1.91	20
SPRN-300400	4	3	75	2.95	8
SPN400	4	4	75	3.22	8
SPRN-400300	3	4	75	2.91	15
SPN600	6	6	75	12.24	4
SPN800	8	8	50	16.44	2
SPN1000	10	10	50	21.78	1
SPN1200	12	12	50	33.18	1

Because we continually examine ways to improve our products, we reserve the right to alter specifications or discontinue products without prior notice.



### STN Series (Plain Steel)

Male NPT X Hose Shank

### GEN Series (Plain Steel)

Grooved End X Hose Shank

#### FEATURES AND ADVANTAGES

- Versatile hose connectors designed to connect hose and pipes of the same thread size.
- Frequently used in low pressure suction and discharge applications, and can be connected to many different types of strainers and couplings.
- Multi-serrated barb design allows for secure hose grip when properly clamped or crimped.

#### MATERIAL SPECIFICATIONS

- Complies with ASTM A53 B welded pipe.

VIEW ONLINE



SCAN FOR INFO

or visit

[KOA.link/STN-GEN](http://KOA.link/STN-GEN)

Part Number	Size (in)	PSI Rating at 70°F	Weight Each (lbs)	Standard Carton
STN050	1/2	125	0.14	25
STN075	3/4	125	0.22	25
STN100	1	125	0.32	50
STN125	1 1/4	125	0.56	20
STN150	1 1/2	125	0.72	10
STN200	2	75	1.10	40
STN250	2 1/2	75	1.74	20
STN300	3	75	2.18	12
STN400	4	75	3.22	8
STN500	5	75	7.60	4
STN600	6	75	12.24	4

Part Number	Size (in)	PSI Rating at 70°F	Weight Each (lbs)	Standard Carton
GEN100	1	125	0.58	100
GEN125	1 1/4	125	0.62	80
GEN150	1 1/2	125	0.86	60
GEN200	2	75	1.28	50
GEN250	2 1/2	75	2.03	20
GEN300	3	75	3.17	20
GEN400	4	75	3.88	12
GEN600	6	75	14.60	4
GEN800	8	50	19.73	2
GEN1000	10	50	26.14	1
GEN1200	12	50	39.82	1

Because we continually examine ways to improve our products, we reserve the right to alter specifications or discontinue products without prior notice.



## BEN Series (Plain Steel)

Beveled Plain End x Hose Shank

### FEATURES AND ADVANTAGES

- Versatile hose connectors designed to connect hose and pipes.
- Frequently used in low pressure suction and discharge applications.
- Beveled end for ease of connection to pipes.
- Multi-serrated barb design allows for secure hose grip when properly clamped or crimped.

### MATERIAL SPECIFICATIONS

- Complies with ASTM A53 B welded pipe.

#### VIEW ONLINE




SCAN FOR INFO

or visit

[KOA.link/BEN](https://KOA.link/BEN)


Part Number	Size (in)	PSI Rating at 70°F	Weight Each (lbs)	Standard Carton
BEN100	1	125	0.35	100
BEN125	1 1/4	125	0.51	80
BEN150	1 1/2	125	0.60	60
BEN200	2	75	0.90	50
BEN250	2 1/2	75	1.87	20
BEN300	3	75	2.65	20
BEN400	4	75	3.48	12
BEN500	5	75	8.38	4
BEN600	6	75	10.98	4
BEN800	8	50	17.59	2
BEN1000	10	50	23.26	1
BEN1200	12	50	35.34	1

Because we continually examine ways to improve our products, we reserve the right to alter specifications or discontinue products without prior notice.



## HEX-STN Series (Plain Steel)

Male NPT X Hose Shank



## HEX-SPN Series (Zinc Plated Steel)

Male NPT X Hose Shank

### VIEW ONLINE



SCAN FOR INFO  
or visit

[KOA.link/HEX-S](https://KOA.link/HEX-S)

### FEATURES AND ADVANTAGES

- Versatile hose connectors designed to connect hose and pipes of the same thread size.
- Hex design allows for tightening with wrench.
- Frequently used in low pressure suction and discharge applications, and can be connected to many different types of strainers and couplings.
- Multi-serrated barb design allows for secure hose grip when properly clamped or crimped.


### MATERIAL SPECIFICATIONS

- Complies with ASTM A53 B welded pipe.

Part Number	Size (in)	PSI Rating at 70°F	Weight Each (lbs)	Standard Carton
HEX-STN050	1/2	125	0.14	25
HEX-STN075	3/4	125	0.22	25
HEX-STN100	1	125	0.32	50
HEX-STN125	1 1/4	125	0.56	20

Part Number	Size (in)	PSI Rating at 70°F	Weight Each (lbs)	Standard Carton
HEX-SPN050	1/2	125	0.14	25
HEX-SPN075	3/4	125	0.22	25
HEX-SPN100	1	125	0.32	50
HEX-SPN125	1 1/4	125	0.56	20

Because we continually examine ways to improve our products, we reserve the right to alter specifications or discontinue products without prior notice.



## TBN Series *(Zinc Plated Steel)*

### Turn Back X Hose Shank

#### FEATURES AND ADVANTAGES

- Versatile hose connectors designed to connect hose and pipes of the same thread size.
- Interlocking collar design for sizes 1 1/2"–6" allows for use with ferrules.
- Turn back design for use with flanges.
- Frequently used in low pressure suction and discharge applications, and can be connected to many different types of strainers and couplings.
- Multi-serrated barb design allows for secure hose grip when properly clamped or crimped.

#### MATERIAL SPECIFICATIONS

- Complies with ASTM A53 B welded pipe.

#### VIEW ONLINE




SCAN FOR INFO  
or visit  
[KOA.link/TBN](https://KOA.link/TBN)

Part Number	Size (in)	PSI Rating at 70°F	Weight Each (lbs)	Standard Carton
TBN150	1 1/2	125	1.10	45
TBN200	2	75	1.76	20
TBN250	2 1/2	75	2.97	15
TBN300	3	75	4.74	12
TBN400	4	75	7.05	6
TBN600	6	75	16.19	2
TBN800	8	50	26.65	2
TBN1000	10	50	43.83	1
TBN1200	12	50	59.91	1

**NOTE:** Sizes 1 1/2" - 6" have an interlocking collar

Because we continually examine ways to improve our products, we reserve the right to alter specifications or discontinue products without prior notice.



SSN

## SSN Series (316 Stainless Steel)

Male NPT X Hose Shank



SSN-304

## SSN-304 Series (304 Stainless Steel)

Male NPT X Hose Shank

VIEW ONLINE



SCAN FOR INFO  
or visit  
[KOA.link/SSN](https://KOA.link/SSN)

### FEATURES AND ADVANTAGES

- Versatile hose connectors designed to connect hose and pipes.
- Frequently used in low pressure suction and discharge applications, and can be connected to many different types of strainers and couplings.
- Multi-serrated barb design allows for secure hose grip when properly clamped or crimped.

### MATERIAL SPECIFICATIONS

- SSN series complies with ASTM A276 grade 316 welded pipe.
- SSN-304 series complies with ASTM A276 grade 304 welded pipe.

Part Number	Size (in)	PSI Rating at 70°F	Weight Each (lbs)	Standard Carton
SSN050	1/2	125	0.18	25
SSN075	3/4	125	0.26	25
SSN100	1	125	0.35	50
SSN125	1 1/4	125	0.55	20
SSN150	1 1/2	125	0.66	10
SSN200	2	75	1.16	40
SSN250	2 1/2	75	1.31	20
SSN300	3	75	2.20	12
SSN400	4	75	3.31	8
SSN500	5	75	8.82	4
SSN600	6	75	11.02	4

Part Number	Size (in)	PSI Rating at 70°F	Weight Each (lbs)	Standard Carton
SSN304-050	1/2	125	0.18	25
SSN304-075	3/4	125	0.26	25
SSN304-100	1	125	0.35	50
SSN304-125	1 1/4	125	0.55	20
SSN304-150	1 1/2	125	0.66	10
SSN304-200	2	75	1.16	40
SSN304-250	2 1/2	75	1.31	20
SSN304-300	3	75	2.20	12
SSN304-400	4	75	3.31	8
SSN304-500	5	75	8.82	4
SSN304-600	6	75	11.02	4

Because we continually examine ways to improve our products, we reserve the right to alter specifications or discontinue products without prior notice.



PPN



GRN

## PPN Series (Polypropylene)

Male NPT X Hose Shank

## GRN Series (Glass Reinforced Nylon)

Male NPT X Hose Shank

### FEATURES AND ADVANTAGES

- Versatile hose connectors designed to connect hose and pipes.
- Frequently used in low pressure suction and discharge applications, and can be connected to many different types of strainers and couplings.
- Multi-serrated barb design allows for secure hose grip when properly clamped or crimped.

### MATERIAL SPECIFICATIONS

- PPN series is made of glass filled polypropylene.
- GRN series is made of PA6 with glass reinforced nylon.

View Up To Date Info




◀ SCAN OR VISIT

[KOA.link/  
PPN-GRN](https://koya.link/PPN-GRN)

Part Number	Size (in)	PSI Rating at 70°F	Weight Each (lbs)	Standard Carton
PPN050	1/2	125	0.03	400
PPN075	3/4	125	0.06	200
PPN100	1	125	0.07	100
PPN125	1 1/4	125	0.11	80
PPN150	1 1/2	125	0.13	60
PPN200	2	75	0.22	40
PPN300	3	75	0.55	12
PPN400	4	75	0.80	12

Part Number	Size (in)	PSI Rating at 70°F	Weight Each (lbs)	Standard Carton
GRN050	1/2	125	0.03	400
GRN075	3/4	125	0.06	200
GRN100	1	125	0.07	100
GRN125	1 1/4	125	0.11	80
GRN150	1 1/2	125	0.13	60
GRN200	2	75	0.22	40
GRN300	3	75	0.55	12
GRN400	4	75	0.80	12

Because we continually examine ways to improve our products, we reserve the right to alter specifications or discontinue products without prior notice.



## SPHM Series (Zinc Plated Steel)

Hose Shank x Hose Shank

## SSHM Series (316 Stainless Steel)

Hose Shank X Hose Shank

### FEATURES AND ADVANTAGES

- Versatile hose connectors designed to connect two hoses together.
- Frequently used in low pressure suction and discharge applications.
- Multi-serrated barb design allows for secure hose grip when properly clamped or crimped.

### MATERIAL SPECIFICATIONS

- SPHM Series Complies with ASTM A53 Grade B welded pipe.
- SSHM Series Complies with ASTM A276 grade 316 welded pipe.

### VIEW ONLINE



SCAN FOR INFO


or visit

[KOA.link/SxHM](http://KOA.link/SxHM)

Part Number	Size (in)	PSI Rating at 70°F	Weight Each (lbs)	Standard Carton
SPHM050	1/2	250	0.10	100
SPHM062	5/8	200	0.10	100
SPHM075	3/4	200	0.20	100
SPHM100	1	150	0.30	50
SPHM125	1 1/4	150	0.50	50
SPHM150	1 1/2	125	0.60	40
SPHM200	2	75	0.80	35
SPHM250	2 1/2	75	1.70	20
SPHM300	3	50	2.40	15
SPHM400	4	50	2.90	9
SPHM600	6	25	13.20	4
SPHM800	8	25	20.90	2
SPHM1000	10	25	28.63	1
SPHM1200	12	25	48.46	1

Part Number	Size (in)	PSI Rating at 70°F	Weight Each (lbs)	Standard Carton
SSHM050	1/2	250	0.11	200
SSHM075	3/4	200	0.22	200
SSHM100	1	150	0.33	100
SSHM125	1 1/4	150	0.56	80
SSHM150	1 1/2	125	0.62	60
SSHM200	2	75	0.85	50
SSHM250	2 1/2	75	1.90	20
SSHM300	3	50	2.75	15
SSHM400	4	50	3.25	9
SSHM600	6	25	15.45	9

Because we continually examine ways to improve our products, we reserve the right to alter specifications or discontinue products without prior notice.



### AB Series

Aluminum Shank with Brass Swivel Nut (*Complete Set*)

### ABF Series

Aluminum Shank with Female Brass Swivel Nut

### ABM Series

Aluminum Shank with Male Threads

**VIEW ONLINE**



SCAN FOR INFO  
or visit  
[KOA.link/AB](http://KOA.link/AB)

#### FEATURES AND ADVANTAGES

- Versatile threaded hose connectors designed for suction and discharge applications.
- Male ends supplied with NPSM threads (National Pipe Straight Mechanical).
- Cylindrical studs or “pins” positioned on the outside rim of the coupling allowing the use of a spanner wrench to tighten the coupling.

#### MATERIAL SPECIFICATIONS

- ASTM B85 Grade 383 aluminum alloy. (2 1/2", 6" sizes)
- ASTM B108-92 356 aluminum alloy. (1 1/2", 2", 3", 4" sizes)
- ASTM B283 Grade 37700 brass alloy. (1 1/2", 2", 3", 4" sizes)
- ASTM B584 Grade C85700 brass alloy. (4", 6" sizes)

Part Number	Size (in)	PSI Rating at 70°F	Weight Each (lbs)	Standard Carton
AB150	1 1/2	75	0.56	75
AB200	2	75	0.88	40
AB250	2 1/2	50	1.34	18
AB300	3	50	2.70	12
AB400	4	50	4.42	10
AB600	6	25	8.30	4
<hr/>				
ABF150	1 1/2	75	0.38	150
ABF200	2	75	0.62	80
ABF250	2 1/2	50	0.94	36
ABF300	3	50	1.66	24
ABF400	4	50	2.72	20
ABF600	6	25	5.26	8
<hr/>				
ABM150	1 1/2	75	0.18	150
ABM200	2	75	0.25	80
ABM250	2 1/2	50	0.40	36
ABM300	3	50	1.04	24
ABM400	4	50	1.70	20
ABM600	6	25	3.04	8

Because we continually examine ways to improve our products, we reserve the right to alter specifications or discontinue products without prior notice.



ABF-LF

## ABF-LF Series

Aluminum Shank with Female Brass Swivel Nut

**EZ-Seal™ Design**



ABM-LF

## ABM-LF Series

Aluminum Shank with Male Threads

**EZ-Seal™ Design**

### VIEW ONLINE



SCAN FOR INFO

or visit

[KOA.link/ABxLF](https://KOA.link/ABxLF)

### FEATURES AND ADVANTAGES

- Versatile threaded hose connectors designed for suction and discharge applications.
- EZ-Seal™ fittings come with rubber seals on the shanks to help prevent leakage.
- Male ends supplied with NPSM threads (National Pipe Straight Mechanical).
- Cylindrical studs or “pins” positioned on the outside rim of the coupling allowing the use of a spanner wrench to tighten the coupling.

### MATERIAL SPECIFICATIONS


- ASTM B108-92 356 aluminum alloy.
- ASTM B283 Grade 37700 brass alloy.

*Note: To insure proper sealing attach band clamps directly over rubber seals during assembly procedure*

Part Number	Size (in)	PSI Rating at 70°F	Weight Each (lbs)	Standard Carton
ABF-LF150	1 1/2	75	0.37	150
ABF-LF200	2	75	0.58	80
ABF-LF300	3	50	1.16	24
ABF-LF400	4	50	2.01	20

Part Number	Size (in)	PSI Rating at 70°F	Weight Each (lbs)	Standard Carton
ABM-LF150	1 1/2	75	0.22	150
ABM-LF200	2	75	0.40	80
ABM-LF300	3	50	1.04	24
ABM-LF400	4	50	1.48	20

Because we continually examine ways to improve our products, we reserve the right to alter specifications or discontinue products without prior notice.



**BB Series**  
Brass Shank with Brass Swivel Nut (*Complete Set*)

**FEATURES AND ADVANTAGES**

- Versatile threaded hose connectors designed for suction and discharge applications.
- Male ends supplied with NPSM threads (National Pipe Straight Mechanical).
- Cylindrical studs or “pins” positioned on the outside rim of the coupling allowing the use of a spanner wrench to tighten the coupling.

**MATERIAL SPECIFICATIONS**

- ASTM B584 Grade C85700 brass alloy.


**VIEW ONLINE**



SCAN FOR INFO  
or visit  
[KOA.link/BB](http://KOA.link/BB)

Part Number	Size (in)	PSI Rating at 70°F	Weight Each (lbs)	Standard Carton
BB150	1 1/2	75	1.17	35
BB200	2	75	1.98	30
BB300	3	50	5.00	12
BB400	4	50	9.38	6

Because we continually examine ways to improve our products, we reserve the right to alter specifications or discontinue products without prior notice.



## FHNST Series

Aluminum Shank with Brass Swivel Nut (*Complete Set*)

## FHNST-F Series

Aluminum Shank with Female Brass Swivel Nut

## FHNST-M Series

Aluminum Shank with Male Threads

### FEATURES AND ADVANTAGES

- Versatile threaded hose connectors designed for suction and discharge applications.
- Male ends supplied with NST threads (National Fire Hose Straight Threads).
- Cylindrical studs or “pins” positioned on the outside rim of the coupling allowing the use of a spanner wrench to tighten the coupling.
- Replacement gaskets for all versions of the pin lug couplings with NST threads.

### MATERIAL SPECIFICATIONS

- ASTM B108-92 356 aluminum alloy.
- ASTM B283 Grade C37700 brass alloy.
- Buna-N Material. (Gasket)
- Gasket Temperature Rating: -40°F (-40°C) to +250°F (+121°C)

**VIEW ONLINE**



SCAN FOR INFO

or visit

[KOA.link/FHNST](https://KOA.link/FHNST)

Part Number	Size (in)	PSI Rating at 70°F	Weight Each (lbs)	Standard Carton
FHNST150	1 1/2	75	0.43	40
FHNST250	2 1/2	50	1.04	12
FHNST-F150	1 1/2	75	0.29	150
FHNST-F250	2 1/2	50	0.70	36
FHNST-M150	1 1/2	75	0.14	150
FHNST-M250	2 1/2	50	0.34	36

Because we continually examine ways to improve our products, we reserve the right to alter specifications or discontinue products without prior notice.



## Pin Lug Hose Shank Gasket (NPSM)

## Pin Lug Hose Shank Gasket (NST)

### FEATURES AND ADVANTAGES

- **HW:** Replacement gaskets for all versions of the pin lug couplings with NPSM threads.
- **FHW:** Replacement gaskets for all versions of the pin lug couplings with NST threads.

### MATERIAL SPECIFICATIONS

- Buna-N Material.

### SERVICE TEMPERATURE RANGE

-40°F (-40°C) to +250°F (+121°C)

### VIEW ONLINE



SCAN FOR INFO

or visit

[KOA.link/Pin-Lug](https://KOA.link/Pin-Lug)

Part Number	Size (in)	Weight Each (lbs)	Standard Carton
HW150	1 1/2	0.008	25
HW200	2	0.012	25
HW250	2 1/2	0.017	25
HW300	3	0.031	25
HW400	4	0.050	25
HW600	6	0.094	10

Part Number	Size (in)	Weight Each (lbs)	Standard Carton
FHW150	1 1/2	0.008	40
FHW250	2 1/2	0.017	10


Because we continually examine ways to improve our products, we reserve the right to alter specifications or discontinue products without prior notice.



RHS

## RHS Series

### Round Hole Strainer



SHS

## SHS Series

### Square Hole Strainer

#### FEATURES AND ADVANTAGES

- Designed for use in suction hose applications to protect the pump from clogging.
- Zinc plated to help with rust and corrosion.
- NPSM threads connect with combination nipples used in hose assemblies.

#### MATERIAL SPECIFICATIONS

- AISI 1008.

#### VIEW ONLINE



SCAN FOR INFO


or visit

[KOA.link/RHS-SHS](https://KOA.link/RHS-SHS)

Part Number	Size (in)	Hole Size (in)	Weight Each (lbs)	Standard Carton
RHS150	1 1/2	0.370	1.36	32
RHS200	2	0.370	1.78	18
RHS250	2 1/2	0.370	2.02	18
RHS300	3	0.370	3.08	18
RHS400	4	0.370	2.90	18
RHS600	6	1.000	6.04	6
RHS800	8	1.000	7.34	4
RHS1000	10	1.000	26.50	1

Part Number	Size (in)	Hole Size (in)	Weight Each (lbs)	Standard Carton
SHS150	1 1/2	1.000	1.12	32
SHS200	2	1.000	1.74	18
SHS300	3	1.540	2.50	18
SHS400	4	1.540	2.52	18
SHS600	6	1.000	6.32	6
SHS800	8	1.000	7.34	4
SHS1000	10	1.000	26.50	1

Because we continually examine ways to improve our products, we reserve the right to alter specifications or discontinue products without prior notice.



LHS

**LHS Series**  
Long Round Hole Strainer



THS

**THS Series**  
Top Hole Strainer



BHS

**BHS Series**  
Bottom Hole Strainer

**VIEW ONLINE**



SCAN FOR INFO

or visit

[KOA.link/xHS](http://KOA.link/xHS)

**FEATURES AND ADVANTAGES**

- Designed for use in suction hose applications to protect the pump from clogging.
- Zinc plated to help with rust and corrosion.
- NPSM threads connect with combination nipples used in hose assemblies.

**MATERIAL SPECIFICATIONS**

- AISI 1008.

Part Number	Size (in)	Hole Size (in)	Weight Each (lbs)	Standard Carton
LHS150	1 1/2	0.362	0.75	30
LHS200	2	0.362	0.94	25
LHS300	3	0.374	2.00	16

Part Number	Size (in)	Hole Size (in)	Weight Each (lbs)	Standard Carton
THS150	1 1/2	0.354	1.64	25
THS200	2	0.354	2.00	20
THS300	3	0.354	2.68	15

Part Number	Size (in)	Hole Size (in)	Weight Each (lbs)	Standard Carton
BHS150	1 1/2	0.315	1.64	20
BHS200	2	0.315	2.00	20
BHS300	3	0.315	2.68	15

Because we continually examine ways to improve our products, we reserve the right to alter specifications or discontinue products without prior notice.



## APS Series

### Plate Strainer

#### FEATURES AND ADVANTAGES

- Designed for use in suction hose applications to protect the pump from clogging.
- “Easy Grip” handle pin design allows for easy assembly.
- Aluminum material to help with rust and corrosion.
- NPT threads to allow for connection with an AL-D camlock. Strainer threads into the female NPT portion of the camlock.

#### MATERIAL SPECIFICATIONS

- ASTM B85 grade 383.

#### VIEW ONLINE



SCAN FOR INFO  
or visit  
[KOA.link/APS](https://KOA.link/APS)

Part Number	Size (in)	Hole Size (in)	Weight Each (lbs)	Standard Carton
APS200	2	0.250	0.055	120
APS300	3	0.250	0.088	90
APS400	4	0.250	0.132	75



## PPS Series

### Polypropylene Strainer

#### FEATURES AND ADVANTAGES

- Designed for use in suction hose applications to protect the pump from clogging.
- Polypropylene material prevents rust and corrosion.
- NPSM threads connect with combination nipples used in hose assemblies.

#### MATERIAL SPECIFICATIONS

- Glass Filled Polypropylene.


#### VIEW ONLINE



SCAN FOR INFO  
or visit  
[KOA.link/PPS](https://KOA.link/PPS)

Part Number	Size (in)	Weight Each (lbs)	Standard Carton
PPS150	1 1/2	0.250	18
PPS200	2	0.300	18
PPS300	3	0.650	12

Because we continually examine ways to improve our products, we reserve the right to alter specifications or discontinue products without prior notice.



## FNS Series Funnel Strainer

### FEATURES AND ADVANTAGES

- A unique one-piece design includes a pre-attached Buna-N gasket for better sealing and ease of assembly.
- Designed for use with female camlocks.

### MATERIAL SPECIFICATIONS

- 304 stainless steel.

#### VIEW ONLINE



SCAN FOR INFO

or visit

[KOA.link/Funnel](https://KOA.link/Funnel)

Part Number	Size (in)	Length (in)	Hole Size (in)	Weight Each (lbs)	Standard Carton
FNS200	2	3.65	0.158	0.08	120
FNS300	3	6.30	0.158	0.19	90
FNS400	4	9.50	0.158	0.45	65

Because we continually examine ways to improve our products, we reserve the right to alter specifications or discontinue products without prior notice.



## SG Series Sight Glass

### FEATURES AND ADVANTAGES

- Allows for viewing of material flowing through the glass at all times.
- Made of tough Polycarbonate material.
- Supplied with protective caps to cover threads.
- NPT threads allow for connection with an AL-D and AL-A camlocks.

### MATERIAL SPECIFICATIONS

- Polycarbonate material.
- NPT Threads.

### SERVICE TEMPERATURE RANGE

-50°F (-46°C) to +185°F (+85°C)

### VIEW ONLINE



SCAN FOR INFO  
or visit  
[KOA.link/Sight-Glass](https://KOA.link/Sight-Glass)

Part Number	Size (in)	Length (in)	Wall Thickness (in)	PSI Rating at 70°F	Burst Rating at 70°F	Weight Each (lbs)	Standard Carton
SG200	2	8	0.40	500	2700	0.87	30
SG300	3	8	0.40	500	1900	1.08	12
SG400	4	8	0.40	500	1900	2.25	6

### SIGHT GLASS INSTALLATION EXAMPLE



The pictures above show a popular installation set up for the Sight Glass and Funnel Strainer. The picture on the left shows the Funnel Strainer assembled with an aluminum type “D” coupling. The picture on the right shows the complete assembly with the Sight Glass and an aluminum type “A” coupling.

**Warning: Never use a wrench on the Sight Glass – always tighten the connecting pieces.**

**Not for use with hydrocarbons/petroleum products.**

Because we continually examine ways to improve our products, we reserve the right to alter specifications or discontinue products without prior notice.









TM







# ***KuriCrimp***

TM

***Ferrules and Sleeves***



## Index

	CRF-CS ..... 181-182		CRS-CS (Short Length) ..... 191-192
	CRF-SS ..... 183		CRS-SS ..... 189-190
	Crimp Procedure & Equipment ..... 193		Kuricrimp™ Ferrules Features and Specifications ..... 180
	CRS-AL ..... 188		Kuricrimp™ Sleeves Features and Specifications ..... 184-185
	CRS-CS ..... 186-187		

Because we continually examine ways to improve our products, we reserve the right to alter specifications or discontinue products without prior notice.

# KuriCrimp<sup>™</sup> Ferrules

## Features and Material Specifications

### Plated Steel Crimp Ferrules

#### FEATURES AND ADVANTAGES

- Ferrules designed for use with fittings that have interlocking collars.
- Zinc plated steel.

#### MATERIAL SPECIFICATIONS

- AISI 1008.

### Stainless Steel Crimp Ferrules

#### FEATURES AND ADVANTAGES

- Ferrules designed for use with fittings that have interlocking collars.
- 304 stainless steel.

#### MATERIAL SPECIFICATIONS


- ASTM A666 304 SS.

*KuriCrimp<sup>™</sup> Ferrules are designed for use with the following Kuriyama fitting and coupling items.*

Aluminum	
Series	Size (in)
AL-C	1 1/2 · 2 · 2 1/2 · 3 · 4 · 6
AL-E	1 1/2 · 2 · 2 1/2 · 3 · 4 · 6
ALSH-C	1 1/2 · 2 · 2 1/2 · 3 · 4
Brass	
Series	Size (in)
BR-C	1 1/2 · 2 · 3 · 4
BR-E	1 1/2 · 2 · 3 · 4
Ductile Iron	
Series	Size (in)
DI-C	4
DI-E	4

Stainless	
Series	Size (in)
CRN-SS	1 · 1 1/2 · 2 · 2 1/2 · 3 · 4
FB-SS	1 · 1 1/2 · 2 · 2 1/2 · 3 · 4
FILS-SS	1 1/2 · 2 · 3 · 4
MBS-SS	1 · 1 1/2 · 2 · 2 1/2 · 3 · 4
MILS-SS	1 1/2 · 2 · 3 · 4
SS-C	1 1/2 · 2 · 3 · 4
SS-E	1 1/2 · 2 · 3 · 4
SS304-C	1 1/2 · 2 · 3 · 4
SS304-E	1 1/2 · 2 · 3 · 4
TCS-SS	1 · 1 1/2 · 2 · 2 1/2 · 3 · 4
TES-SS	3 · 4
Steel	
Series	Size (in)
CRN	1 · 1 1/2 · 2 · 2 1/2 · 3 · 4 · 6
TBN	1 1/2 · 2 · 2 1/2 · 3 · 4 · 6

Because we continually examine ways to improve our products, we reserve the right to alter specifications or discontinue products without prior notice.



## CRF-CS Series (Plated Steel) Crimp Ferrules

VIEW ONLINE



SCAN FOR INFO


or visit

[KOA.link/CRF-CS](https://KOA.link/CRF-CS)

Part Number	Hose ID	Ferrule ID		Wall Thickness		Length		Weight Each (lbs)	Standard Carton
	(in)	(in)	(mm)	(in)	(mm)	(in)	(mm)		
CRF-CS08105	3/4	1.31	33.3	0.059	1.5	2.14	54.4	0.15	200
CRF-CS08106	3/4	1.38	35.0	0.059	1.5	2.14	54.4	0.16	200
CRF-CS08107	3/4	1.44	36.6	0.059	1.5	2.14	54.4	0.17	200
CRF-CS08108	3/4	1.50	38.1	0.059	1.5	2.14	54.4	0.18	200
CRF-CS10108	1	1.50	38.1	0.059	1.5	2.29	58.2	0.19	200
CRF-CS10109	1	1.56	39.6	0.059	1.5	2.29	58.2	0.20	200
CRF-CS10110	1	1.63	41.4	0.059	1.5	2.29	58.2	0.21	200
CRF-CS10111	1	1.69	42.9	0.059	1.5	2.29	58.2	0.22	200
CRF-CS10112	1	1.75	44.5	0.059	1.5	2.29	58.2	0.23	200
CRF-CS10113	1	1.81	46.0	0.059	1.5	2.29	58.2	0.24	200
CRF-CS15200	1 1/2	2.00	50.8	0.059	1.5	2.36	60.0	0.25	128
CRF-CS15202	1 1/2	2.12	53.8	0.059	1.5	2.36	60.0	0.26	128
CRF-CS15204	1 1/2	2.25	57.2	0.059	1.5	2.36	60.0	0.27	80
CRF-CS15206	1 1/2	2.39	60.7	0.059	1.5	2.36	60.0	0.28	80
CRF-CS20208	2	2.50	63.5	0.059	1.5	2.36	60.0	0.35	80
CRF-CS20209	2	2.56	65.0	0.059	1.5	2.79	70.9	0.37	80
CRF-CS20210	2	2.62	66.5	0.059	1.5	2.79	70.9	0.40	80
CRF-CS20211	2	2.68	68.1	0.059	1.5	2.79	70.9	0.40	80
CRF-CS20213	2	2.81	71.4	0.059	1.5	2.79	70.9	0.42	80
CRF-CS20215	2	2.94	74.7	0.059	1.5	2.79	70.9	0.44	80
CRF-CS25302	2 1/2	3.12	71.4	0.059	1.5	3.11	79.0	0.52	60
CRF-CS25304	2 1/2	3.25	82.6	0.059	1.5	3.11	79.0	0.54	60
CRF-CS25306	2 1/2	3.39	86.1	0.059	1.5	3.11	79.0	0.56	60
CRF-CS25308	2 1/2	3.50	88.9	0.059	1.5	3.11	79.0	0.58	60
CRF-CS30309	3	3.56	86.1	0.091	2.3	3.94	100.1	1.17	40

(CONTINUED)

Because we continually examine ways to improve our products, we reserve the right to alter specifications or discontinue products without prior notice.



## CRF-CS Series (Plated Steel) Crimp Ferrules

VIEW ONLINE



SCAN FOR INFO

or visit

[KOA.link/CRF-CS](http://KOA.link/CRF-CS)

(CONTINUED FROM PAGE 181)

Part Number	Hose ID		Ferrule ID		Wall Thickness		Length		Weight Each (lbs)	Standard Carton
	(in)	(in)	(mm)	(in)	(mm)	(in)	(mm)			
CRF-CS30310	3	3.62	88.9	0.091	2.3	3.94	100.1	1.19	40	
CRF-CS30311	3	3.69	93.5	0.091	2.3	3.94	100.1	1.20	40	
CRF-CS30312	3	3.75	95.3	0.091	2.3	3.94	100.1	1.21	40	
CRF-CS30313	3	3.81	96.8	0.091	2.3	3.94	100.1	1.23	40	
CRF-CS30315	3	3.94	100.1	0.091	2.3	3.94	100.1	1.25	40	
CRF-CS30400	3	4.00	101.6	0.091	2.3	3.94	100.1	1.30	40	
CRF-CS30404	3	4.25	108.0	0.091	2.3	3.94	100.1	1.35	40	
CRF-CS40409	4	4.56	115.8	0.091	2.3	4.19	106.4	1.57	30	
CRF-CS40410	4	4.63	117.6	0.091	2.3	4.19	106.4	1.59	30	
CRF-CS40411	4	4.68	118.9	0.091	2.3	4.19	106.4	1.61	30	
CRF-CS40412	4	4.75	120.7	0.091	2.3	4.19	106.4	1.63	30	
CRF-CS40413	4	4.81	122.2	0.091	2.3	4.19	106.4	1.65	30	
CRF-CS40414	4	4.88	124.0	0.091	2.3	4.19	106.4	1.67	30	
CRF-CS40500	4	5.00	127.0	0.091	2.3	4.19	106.4	1.72	30	
CRF-CS40501	4	5.06	128.5	0.091	2.3	4.19	106.4	1.74	30	
CRF-CS60608	6	6.50	165.1	0.118	3.0	5.67	144.1	3.97	12	
CRF-CS60610	6	6.63	168.4	0.118	3.0	5.67	144.1	4.02	12	
CRF-CS60612	6	6.75	171.5	0.118	3.0	5.67	144.1	4.10	12	
CRF-CS60614	6	6.88	174.8	0.118	3.0	5.67	144.1	4.17	12	
CRF-CS60700	6	7.00	177.8	0.118	3.0	5.67	144.1	4.24	12	
CRF-CS60702	6	7.13	181.1	0.118	3.0	5.67	144.1	4.31	12	
CRF-CS60704	6	7.25	184.2	0.118	3.0	5.67	144.1	4.39	12	
CRF-CS60706	6	7.38	187.5	0.118	3.0	5.67	144.1	4.47	12	

Because we continually examine ways to improve our products, we reserve the right to alter specifications or discontinue products without prior notice.



## CRF-SS Series (304 Stainless Steel) Crimp Ferrules

[VIEW ONLINE](#)



SCAN FOR INFO

or visit

[KOA.link/CRF-SS](https://KOA.link/CRF-SS)

Part Number	Hose ID (in)	Ferrule ID		Wall Thickness		Length		Weight Each (lbs)	Standard Carton
		(in)	(mm)	(in)	(mm)	(in)	(mm)		
CRF-SS10108	1	1.50	38.1	0.059	1.5	2.29	58.2	0.20	200
CRF-SS10109	1	1.56	39.6	0.059	1.5	2.29	58.2	0.21	200
CRF-SS10110	1	1.63	41.4	0.059	1.5	2.29	58.2	0.21	200
CRF-SS10111	1	1.69	42.9	0.059	1.5	2.29	58.2	0.23	200
CRF-SS10112	1	1.75	44.5	0.059	1.5	2.29	58.2	0.23	200
CRF-SS10113	1	1.81	46.0	0.059	1.5	2.29	58.2	0.24	200
CRF-SS15200	1 1/2	2.00	50.8	0.059	1.5	2.36	60.0	0.27	128
CRF-SS15202	1 1/2	2.12	53.8	0.059	1.5	2.36	60.0	0.29	128
CRF-SS15204	1 1/2	2.25	57.2	0.059	1.5	2.36	60.0	0.27	80
CRF-SS15206	1 1/2	2.39	60.7	0.059	1.5	2.36	60.0	0.30	80
CRF-SS20208	2	2.50	63.5	0.059	1.5	2.36	60.0	0.35	80
CRF-SS20209	2	2.56	65.0	0.059	1.5	2.79	70.9	0.40	80
CRF-SS20210	2	2.62	66.5	0.059	1.5	2.79	70.9	0.43	80
CRF-SS20211	2	2.68	68.1	0.059	1.5	2.79	70.9	0.43	80
CRF-SS20213	2	2.81	71.4	0.059	1.5	2.79	70.9	0.44	80
CRF-SS20215	2	2.94	74.7	0.059	1.5	2.79	70.9	0.46	80
CRF-SS25302	2 1/2	3.12	79.3	0.059	1.5	3.11	79.0	0.56	60
CRF-SS25304	2 1/2	3.25	82.6	0.059	1.5	3.11	79.0	0.58	60
CRF-SS25306	2 1/2	3.39	86.1	0.059	1.5	3.11	79.0	0.60	60
CRF-SS25308	2 1/2	3.50	88.9	0.059	1.5	3.11	79.0	0.62	60
CRF-SS30309	3	3.56	90.4	0.091	2.3	3.94	100.1	1.27	40
CRF-SS30310	3	3.62	91.9	0.091	2.3	3.94	100.1	1.29	40
CRF-SS30311	3	3.69	93.7	0.091	2.3	3.94	100.1	1.30	40
CRF-SS30312	3	3.75	95.3	0.091	2.3	3.94	100.1	1.31	40
CRF-SS30313	3	3.81	96.8	0.091	2.3	3.94	100.1	1.33	40
CRF-SS30315	3	3.94	100.1	0.091	2.3	3.94	100.1	1.36	40
CRF-SS30400	3	4.00	101.6	0.091	2.3	3.94	100.1	1.40	40
CRF-SS30404	3	4.25	108.0	0.091	2.3	3.94	100.1	1.44	40
CRF-SS40409	4	4.56	115.8	0.091	2.3	4.19	106.4	1.57	30
CRF-SS40410	4	4.63	117.6	0.091	2.3	4.19	106.4	1.59	30
CRF-SS40411	4	4.68	118.9	0.091	2.3	4.19	106.4	1.74	30
CRF-SS40412	4	4.75	120.7	0.091	2.3	4.19	106.4	1.76	30
CRF-SS40413	4	4.81	122.2	0.091	2.3	4.19	106.4	1.78	30
CRF-SS40414	4	4.88	124.0	0.091	2.3	4.19	106.4	1.82	30
CRF-SS40500	4	5.00	127.0	0.091	2.3	4.19	106.4	1.86	30
CRF-SS40501	4	5.06	128.5	0.091	2.3	4.19	106.4	1.89	30

Because we continually examine ways to improve our products, we reserve the right to alter specifications or discontinue products without prior notice.

# KuriCrimp™ Sleeves

## Features and Material Specifications

### Plated Steel Crimp Sleeves

#### FEATURES AND ADVANTAGES

- Sleeves designed for use with a variety of fittings and couplings.
- Zinc plated steel.

#### MATERIAL SPECIFICATIONS

- AISI 1008.

### Stainless Steel Crimp Sleeves

#### FEATURES AND ADVANTAGES

- Sleeves designed for use with a variety of fittings and couplings.
- 304 stainless steel.

#### MATERIAL SPECIFICATIONS

- ASTM A666 304 SS.

***KuriCrimp™ Sleeves are designed for use with the following Kuriyama fitting and coupling items.***

	Aluminum		Brass	Polypropylene	Nylon
AL-C100	AL-C2015	ABM150	BR-C100	PPC100	GRC100
AL-C125	AL-C3020	ABM200	BR-C125	PPC125	GRC150
AL-C500	AL-C3040	ABM250	BR-C250	PPC150	GRC200
AL-C800	AL-C4030	ABM300	BR-C600	PPC200	GRC300
AL-C1000	AL-E2015	ABM400	BR-E100	PPC300	GRC400
HDAL-C801	AL-E3020	ABM600	BR-E125	PPC400	GRE100
AL-E100	AL-E3040	FHNSTF150	BR-E250	PPE100	GRE150
AL-E125	AL-E4030	FHNSTF250	BR-E600	PPE125	GRE200
AL-E500	VRP-A4030	FHNST-F150	BB150	PPE150	GRE300
AL-E800	VRP-A4040	FHNST-F250	BB200	PPE200	GRE400
AL-E1000	VRP-P4030	FHNST-M150	BB300	PPE300	GRN100
HDAL-E801		FHNST-M250		PPE400	GRN125
ALSH-C100				PPC150C90	GRN150
				PPC200C90	GRN200
				PPN100	GRN300
				PPN125	GRN400
				PPN150	
				PPN200	
				PPN300	

Because we continually examine ways to improve our products, we reserve the right to alter specifications or discontinue products without prior notice.

**KuriCrimp™ Sleeves are designed for use with the following Kuriyama fitting and coupling items. (continued)**

Stainless Steel			Steel			
SS-C100	SSN304-100	BHAS-SS100	STN100	SPN100	BEN100	SLB-FH200
SS-C125	SSN304-125	BHAS-SS125	STN125	SPN125	BEN125	SLB-FH300
SS-C250	SSN304-150	BHAS-SS150	STN150	SPN150	BEN150	SLB-FH400
SS-C500	SSN304-200	BHAS-SS200	STN200	SPN200	BEN200	SLB-FH600
SS-C600	SSN304-250	BHAS-SS300	STN250	SPN250	BEN250	SLB-FH800
SS-E100	SSN304-300	BHAS-SS400	STN300	SPN300	BEN300	SLB-FH1000
SS-E125	SSN304-400	RHAS-SS100	STN400	SPN400	BEN400	SLB-FH1200
SS-E250	SSN304-500	RHAS-SS150100	STN600	SPN600	BEN500	SLB-MH200
SS-E500	SSN304-600	RHAS-SS150	SPN100	SPN800	BEN600	SLB-MH300
SS-E600	SSHM100	RHAS-SS200150	SPN125	SPN1000	BEN800	SLB-MH400
SS304-C100	SSHM125	RHAS-SS200	SPN150	SPN1200	BEN1000	SLB-MH600
SS304-C125	SSHM150	RHAS-SS250	HEX-STN100	GEN100	BEN1200	SLB-MH800
SS304-C250	SSHM00	RHAS-SS300	HEX-STN125	GEN125	SPHM100	SLB-MH1000
SS304-C500	SSHM250	RHAS-SS400	HEX-SPN100	GEN150	SPHM125	SLB-MH1200
SS304-C600	SSHM300	RHAS-SS600	HEX-SPN125	GEN200	SPHM150	SLA-FH1000
SS304-E100	SSHM400	SSN100	GEN400	GEN250	SPHM200	SLA-FH1200
SS304-E125	SSHM600	SSN125	GEN600	GEN300	SPHM250	SLA-MH1000
SS304-E250		SSN150	GEN800		SPHM300	SLA-MH1200
SS304-E500		SSN200	GEN1000		SPHM400	
SS304-E600		SSN250	GEN1200		SPHM600	
		SSN300			SPHM800	
		SSN400			SPHM1000	
		SSN500			SPHM1200	
		SSN600				

Because we continually examine ways to improve our products, we reserve the right to alter specifications or discontinue products without prior notice.



## CRS-CS Series (Plated Steel) Crimp Sleeves

VIEW ONLINE



SCAN FOR INFO

or visit

[KOA.link/CRS-CS](http://KOA.link/CRS-CS)

Part Number	Sleeve ID		Wall Thickness		Length		Weight Each (lbs)	Standard Carton
	(in)	(mm)	(in)	(mm)	(in)	(mm)		
CRS-CS10106	1.38	35.00	0.059	1.5	2.29	58.20	0.17	200
CRS-CS10108	1.50	39.60	0.059	1.5	2.29	58.20	0.19	200
CRS-CS10109	1.56	41.40	0.059	1.5	2.29	58.20	0.20	200
CRS-CS10111	1.69	42.90	0.059	1.5	2.29	58.20	0.22	200
CRS-CS15113	1.81	44.50	0.059	1.5	2.36	60.00	0.25	128
CRS-CS15200	2.00	46.00	0.059	1.5	2.36	60.00	0.25	128
CRS-CS15202	2.12	53.80	0.059	1.5	2.36	60.00	0.26	128
CRS-CS15204	2.25	57.20	0.059	1.5	2.36	60.00	0.27	80
CRS-CS15206	2.39	60.70	0.059	1.5	2.36	60.00	0.28	80
CRS-CS20207	2.44	62.00	0.059	1.5	2.79	70.90	0.34	80
CRS-CS20209	2.56	65.00	0.059	1.5	2.79	70.90	0.37	80
CRS-CS20210	2.62	66.50	0.059	1.5	2.79	70.90	0.40	80
CRS-CS20211	2.68	68.10	0.059	1.5	2.79	70.90	0.40	80
CRS-CS20213	2.81	71.40	0.059	1.5	2.79	70.90	0.42	80
CRS-CS20215	2.94	74.70	0.059	1.5	2.79	70.90	0.44	80
CRS-CS25300	3.00	76.20	0.059	1.5	3.11	79.00	0.50	60
CRS-CS25302	3.12	71.40	0.059	1.5	3.11	79.00	0.52	60
CRS-CS25304	3.25	74.70	0.059	1.5	3.11	79.00	0.54	60
CRS-CS25306	3.39	86.10	0.059	1.5	3.11	79.00	0.56	60
CRS-CS25308	3.50	88.90	0.059	1.5	3.11	79.00	0.58	60
CRS-CS30310	3.62	88.90	0.091	2.3	3.94	100.10	1.19	40
CRS-CS30312	3.75	95.30	0.091	2.3	3.94	100.10	1.21	40
CRS-CS30313	3.81	96.80	0.091	2.3	3.94	100.10	1.23	40
CRS-CS30314	3.88	98.60	0.091	2.3	3.94	100.10	1.25	40
CRS-CS30400	4.00	101.60	0.091	2.3	3.94	100.10	1.30	40
CRS-CS40404	4.25	108.00	0.091	2.3	4.19	106.40	1.54	30
CRS-CS40406	4.38	111.30	0.091	2.3	4.19	106.40	1.56	30
CRS-CS40408	4.50	114.30	0.091	2.3	4.19	106.40	1.58	30
CRS-CS40411	4.68	118.90	0.091	2.3	4.19	106.40	1.61	30
CRS-CS40412	4.75	120.70	0.091	2.3	4.19	106.40	1.63	30

Because we continually examine ways to improve our products, we reserve the right to alter specifications or discontinue products without prior notice.



## CRS-CS Series (Plated Steel) Crimp Sleeves

VIEW ONLINE




SCAN FOR INFO

or visit

[KOA.link/CRS-CS](https://KOA.link/CRS-CS)

Part Number	Sleeve ID		Wall Thickness		Length		Weight Each (lbs)	Standard Carton
	(in)	(mm)	(in)	(mm)	(in)	(mm)		
CRS-CS40413	4.81	122.20	0.091	2.3	4.19	106.40	1.65	30
CRS-CS40415	4.94	125.50	0.091	2.3	4.19	106.40	1.68	30
CRS-CS40500	5.00	127.00	0.091	2.3	4.19	106.40	1.72	30
CRS-CS50509	5.56	141.20	0.118	3.0	4.57	116.10	2.58	18
CRS-CS50512	5.75	146.00	0.118	3.0	4.57	116.10	2.65	18
CRS-CS50515	5.94	150.90	0.118	3.0	4.57	116.10	2.74	18
CRS-CS60604	6.25	158.80	0.118	3.0	5.67	144.00	3.81	12
CRS-CS60606	6.38	162.00	0.118	3.0	5.67	144.00	3.88	12
CRS-CS60608	6.50	165.10	0.118	3.0	5.67	144.00	3.95	12
CRS-CS60610	6.63	168.40	0.118	3.0	5.67	144.00	4.02	12
CRS-CS60612	6.75	171.50	0.118	3.0	5.67	144.00	4.10	12
CRS-CS60614	6.88	174.80	0.118	3.0	5.67	144.00	4.17	12
CRS-CS60700	7.00	177.80	0.118	3.0	5.67	144.00	4.24	12
CRS-CS60704	7.25	184.20	0.118	3.0	5.67	144.00	4.39	12
CRS-CS60706	7.38	187.50	0.118	3.0	5.67	144.00	4.47	12
CRS-CS80808	8.50	215.90	0.118	3.0	6.50	165.10	5.95	4
CRS-CS80812	8.75	222.30	0.118	3.0	6.50	165.10	6.06	4
CRS-CS80814	8.88	225.60	0.118	3.0	6.50	165.10	6.15	4
CRS-CS80900	9.00	228.60	0.118	3.0	6.50	165.10	6.23	4
CRS-CS80902	9.13	231.90	0.118	3.0	6.50	165.10	6.32	4
CRS-CS80904	9.25	235.00	0.118	3.0	6.50	165.10	6.41	4
CRS-CS80908	9.50	241.30	0.118	3.0	6.50	165.10	6.58	4
CRS-CS1001008	10.50	266.70	0.120	3.0	6.50	165.10	7.24	2
CRS-CS1001012	10.75	273.00	0.120	3.0	6.50	165.10	7.42	2
CRS-CS1001100	11.00	279.40	0.120	3.0	6.50	165.10	7.60	2
CRS-CS1001104	11.25	285.80	0.120	3.0	6.50	165.10	7.78	2
CRS-CS1201208	12.50	317.50	0.120	3.0	9.00	228.60	11.95	1
CRS-CS1201212	12.75	323.90	0.120	3.0	9.00	228.60	12.18	1
CRS-CS1201300	13.00	330.20	0.120	3.0	9.00	228.60	12.40	1
CRS-CS1201304	13.25	336.60	0.120	3.0	9.00	228.60	12.64	1

Because we continually examine ways to improve our products, we reserve the right to alter specifications or discontinue products without prior notice.



## CRS-AL Series (Aluminum) Crimp Sleeves

VIEW ONLINE




SCAN FOR INFO

or visit

[KOA.link/CRS-AL](https://KOA.link/CRS-AL)

Part Number	Sleeve ID		Wall Thickness		Length		Weight Each (lbs)	Standard Carton
	(in)	(mm)	(in)	(mm)	(in)	(mm)		
CRS-AL20209	2.56	65.00	0.079	2.00	2.79	70.9	0.18	100
CRS-AL20210	2.63	66.80	0.079	2.00	2.79	70.9	0.18	100
CRS-AL20211	2.69	68.30	0.079	2.00	2.79	70.9	0.19	100
CRS-AL20213	2.81	71.40	0.079	2.00	2.79	70.9	0.20	100
CRS-AL20215	2.94	74.70	0.079	2.00	2.79	70.9	0.21	100
CRS-AL30310	3.63	92.20	0.079	2.00	3.94	100.1	0.35	36
CRS-AL30312	3.75	95.30	0.079	2.00	3.94	100.1	0.36	36
CRS-AL30313	3.81	96.80	0.079	2.00	3.94	100.1	0.37	36
CRS-AL30400	4.00	101.60	0.079	2.00	3.94	100.1	0.39	36
CRS-AL40411	4.69	119.10	0.098	2.50	4.19	106.4	0.60	36
CRS-AL40412	4.75	120.70	0.098	2.50	4.19	106.4	0.61	36
CRS-AL40413	4.81	122.20	0.098	2.50	4.19	106.4	0.62	36
CRS-AL40500	5.00	127.00	0.098	2.50	4.19	106.4	0.64	36

Because we continually examine ways to improve our products, we reserve the right to alter specifications or discontinue products without prior notice.



## CRS-SS Series (304 Stainless Steel) Crimp Sleeves

VIEW ONLINE




SCAN FOR INFO

or visit

[KOA.link/CRS-SS](https://KOA.link/CRS-SS)

Part Number	Sleeve ID		Wall Thickness		Length		Weight Each (lbs)	Standard Carton
	(in)	(mm)	(in)	(mm)	(in)	(mm)		
CRS-SS10106	1.38	35.0	0.059	1.5	2.29	58.2	0.17	200
CRS-SS10108	1.50	39.6	0.059	1.5	2.29	58.2	0.20	200
CRS-SS10109	1.56	41.4	0.059	1.5	2.29	58.2	0.21	200
CRS-SS10111	1.69	42.9	0.059	1.5	2.29	58.2	0.23	200
CRS-SS15113	1.81	44.5	0.059	1.5	2.29	58.2	0.25	128
CRS-SS15200	2.00	46.0	0.059	1.5	2.36	60.0	0.27	128
CRS-SS15202	2.12	53.8	0.059	1.5	2.36	60.0	0.29	128
CRS-SS15204	2.25	57.2	0.059	1.5	2.36	60.0	0.29	80
CRS-SS15206	2.39	60.7	0.059	1.5	2.36	60.0	0.30	80
CRS-SS20207	2.44	62.0	0.059	1.5	2.79	70.9	0.37	80
CRS-SS20209	2.56	65.0	0.059	1.5	2.79	70.9	0.40	80
CRS-SS20210	2.62	66.5	0.059	1.5	2.79	70.9	0.43	80
CRS-SS20211	2.68	68.1	0.059	1.5	2.79	70.9	0.43	80
CRS-SS20213	2.81	71.4	0.059	1.5	2.79	70.9	0.44	80
CRS-SS20215	2.94	74.7	0.059	1.5	2.79	70.9	0.46	80
CRS-SS25300	3.00	76.2	0.059	1.5	3.11	79.0	0.54	60
CRS-SS25302	3.12	71.4	0.059	1.5	3.11	79.0	0.56	60
CRS-SS25304	3.25	74.7	0.059	1.5	3.11	79.0	0.58	60
CRS-SS25306	3.39	86.1	0.059	1.5	3.11	79.0	0.60	60
CRS-SS25308	3.50	88.9	0.059	1.5	3.11	79.0	0.62	60
CRS-SS30310	3.62	88.9	0.091	2.3	3.94	100.1	1.29	40

Because we continually examine ways to improve our products, we reserve the right to alter specifications or discontinue products without prior notice.



## CRS-SS Series (304 Stainless Steel) Crimp Sleeves

VIEW ONLINE




SCAN FOR INFO

or visit

[KOA.link/CRS-SS](http://KOA.link/CRS-SS)

Part Number	Sleeve ID		Wall Thickness		Length		Weight Each (lbs)	Standard Carton
	(in)	(mm)	(in)	(mm)	(in)	(mm)		
CRS-SS30312	3.75	95.3	0.091	2.3	3.94	100.1	1.31	40
CRS-SS30313	3.81	96.8	0.091	2.3	3.94	100.1	1.33	40
CRS-SS30314	3.88	98.6	0.091	2.3	3.94	100.1	1.35	40
CRS-SS30400	4.00	101.6	0.091	2.3	3.94	100.1	1.40	40
CRS-SS40404	4.25	108.0	0.091	2.3	4.19	106.4	1.60	30
CRS-SS40406	4.38	111.3	0.091	2.3	4.19	106.4	1.64	30
CRS-SS40408	4.50	114.3	0.091	2.3	4.19	106.4	1.68	30
CRS-SS40411	4.68	118.9	0.091	2.3	4.19	106.4	1.74	30
CRS-SS40412	4.75	120.7	0.091	2.3	4.19	106.4	1.76	30
CRS-SS40413	4.81	122.2	0.091	2.3	4.19	106.4	1.78	30
CRS-SS40415	4.94	125.5	0.091	2.3	4.19	106.4	1.82	30
CRS-SS40500	5.00	127.0	0.091	2.3	4.19	106.4	1.86	30
CRS-SS60604	6.25	158.8	0.118	3.0	5.67	144.0	3.81	12
CRS-SS60606	6.38	162.0	0.118	3.0	5.67	144.0	3.88	12
CRS-SS60608	6.50	165.1	0.118	3.0	5.67	144.0	3.95	12
CRS-SS60610	6.63	168.4	0.118	3.0	5.67	144.0	4.32	12
CRS-SS60612	6.75	171.5	0.118	3.0	5.67	144.0	4.41	12
CRS-SS60614	6.88	174.8	0.118	3.0	5.67	144.0	4.48	12
CRS-SS60700	7.00	177.8	0.118	3.0	5.67	144.0	4.56	12
CRS-SS60704	7.25	184.2	0.118	3.0	5.67	144.0	4.72	12
CRS-SS60706	7.38	187.5	0.118	3.0	5.67	144.0	4.81	12

Because we continually examine ways to improve our products, we reserve the right to alter specifications or discontinue products without prior notice.



## CRS-CS Series (Plated Steel) Crimp Sleeves (Short Length)

VIEW ONLINE



SCAN FOR INFO

or visit

[KOA.link/CRS-CS](https://KOA.link/CRS-CS)

Part Number	Ferrule ID		Wall Thickness		Length		Weight Each (lbs)	Standard Carton
	(in)	(mm)	(in)	(mm)	(in)	(mm)		
CRS-CS13112S	1.63	41.4	0.059	1.5	1.26	32.0	0.12	128
CRS-CS13113S	1.81	46.0	0.059	1.5	1.26	32.0	0.12	128
CRS-CS13114S	1.88	47.8	0.059	1.5	1.26	32.0	0.13	128
CRS-CS13115S	1.94	49.3	0.059	1.5	1.26	32.0	0.15	128
CRS-CS15200S	2.00	50.8	0.059	1.5	1.46	37.1	0.16	128
CRS-CS15201S	2.06	52.3	0.059	1.5	1.46	37.1	0.16	128
CRS-CS15202S	2.13	54.1	0.059	1.5	1.46	37.1	0.17	128
CRS-CS15203S	2.19	55.6	0.059	1.5	1.46	37.1	0.17	128
CRS-CS20204S	2.25	57.2	0.059	1.5	1.81	46.0	0.22	80
CRS-CS20206S	2.38	60.5	0.059	1.5	1.81	46.0	0.23	80
CRS-CS20207S	2.44	62.0	0.059	1.5	1.81	46.0	0.23	80
CRS-CS20208S	2.50	63.5	0.059	1.5	1.81	46.0	0.25	80
CRS-CS20209S	2.56	65.0	0.059	1.5	1.81	46.0	0.25	80
CRS-CS20210S	2.63	66.8	0.059	1.5	1.81	46.0	0.26	80
CRS-CS20212S	2.75	69.9	0.059	1.5	1.81	46.0	0.27	80
CRS-CS25214S	2.88	73.2	0.059	1.5	2.28	57.9	0.35	60
CRS-CS25300S	3.00	76.2	0.059	1.5	2.28	57.9	0.37	60
CRS-CS25302S	3.13	79.5	0.059	1.5	2.28	57.9	0.37	60
CRS-CS25304S	3.25	82.6	0.059	1.5	2.28	57.9	0.38	60
CRS-CS30306S	3.38	85.9	0.091	2.3	2.44	62.0	0.68	40
CRS-CS30307S	3.44	87.4	0.091	2.3	2.44	62.0	0.69	40
CRS-CS30308S	3.50	88.9	0.091	2.3	2.44	62.0	0.71	40
CRS-CS30309S	3.56	90.4	0.091	2.3	2.44	62.0	0.72	40
CRS-CS30310S	3.63	92.2	0.091	2.3	2.44	62.0	0.73	40
CRS-CS30311S	3.69	93.7	0.091	2.3	2.44	62.0	0.73	40
CRS-CS30313S	3.81	96.8	0.091	2.3	2.44	62.0	0.75	40
CRS-CS30400S	4.00	101.6	0.091	2.3	2.44	62.0	0.80	40

(CONTINUED)

Because we continually examine ways to improve our products, we reserve the right to alter specifications or discontinue products without prior notice.



**CRS-CS Series (Plated Steel)**  
Crimp Sleeves (Short Length)

**VIEW ONLINE**



▶ **SCAN FOR INFO**  
or visit  
[KOA.link/CRS-CS](https://KOA.link/CRS-CS)

(CONTINUED FROM PAGE 192)

Part Number	Ferrule ID		Wall Thickness		Length		Weight Each (lbs)	Standard Carton
	(in)	(mm)	(in)	(mm)	(in)	(mm)		
CRS-CS40404S	4.25	108.0	0.091	2.3	3.31	84.1	1.16	30
CRS-CS40406S	4.38	111.3	0.091	2.3	3.31	84.1	1.19	30
CRS-CS40408S	4.50	114.3	0.091	2.3	3.31	84.1	1.22	30
CRS-CS40409S	4.56	115.8	0.091	2.3	3.31	84.1	1.24	30
CRS-CS40410S	4.63	117.6	0.091	2.3	3.31	84.1	1.27	30
CRS-CS40411S	4.69	119.1	0.091	2.3	3.31	84.1	1.28	30
CRS-CS40412S	4.75	120.7	0.091	2.3	3.31	84.1	1.29	30
CRS-CS40413S	4.81	122.2	0.091	2.3	3.31	84.1	1.31	30

Because we continually examine ways to improve our products, we reserve the right to alter specifications or discontinue products without prior notice.

## Crimp Procedure

### NEEDED MEASUREMENTS

- Measured Hose ID
- Measured Hose OD
- Fitting Shank OD
- Ferrule Wall Thickness
- Compression Percentage

### SUGGESTED COMPRESSION PERCENTAGES

- Industrial Rubber Hose -22%
- Industrial PVC/Urethane Hose -15%

### CRIMP DIAMETER FORMULA

Crimp Diameter Formula = Hose OD - Hose ID + Shank OD + (2 x Ferrule/Sleeve Wall Thickness) + [ (- Compression Percentage) x (Hose OD - Hose ID) /100]

### CRIMPING CALCULATOR

An easy-to-use, electronic version of this crimp calculator is available online in the products section of the Kuriyama website located at:

**koa.link/crimp-calculator**

**Note:** Crimp diameter calculation instructions and compression percentages are only to be used as a guide. Hydrostatic pressure testing of all assemblies is highly recommended to assure maximum performance.



## **KuriCrimp**™ Crimping Equipment POWERED BY **op**

Check out our full line of KuriCrimp™ crimping equipment at [KuriCrimp.com](http://KuriCrimp.com)



KC1-H130



KC4-V159

Because we continually examine ways to improve our products, we reserve the right to alter specifications or discontinue products without prior notice.

# Hose Clamps





**Index**

	CPCS.....	208
	CPSS.....	209
	CPT.....	209
	DB.....	210
	DCLPL.....	211
	DCLPR.....	211
	KBC.....	212
	KBC-CS.....	212
	SDBC.....	204
	SDBCR.....	205
	SDBC-SS.....	204
	TBC-SS.....	206
	TBC-SSC.....	207

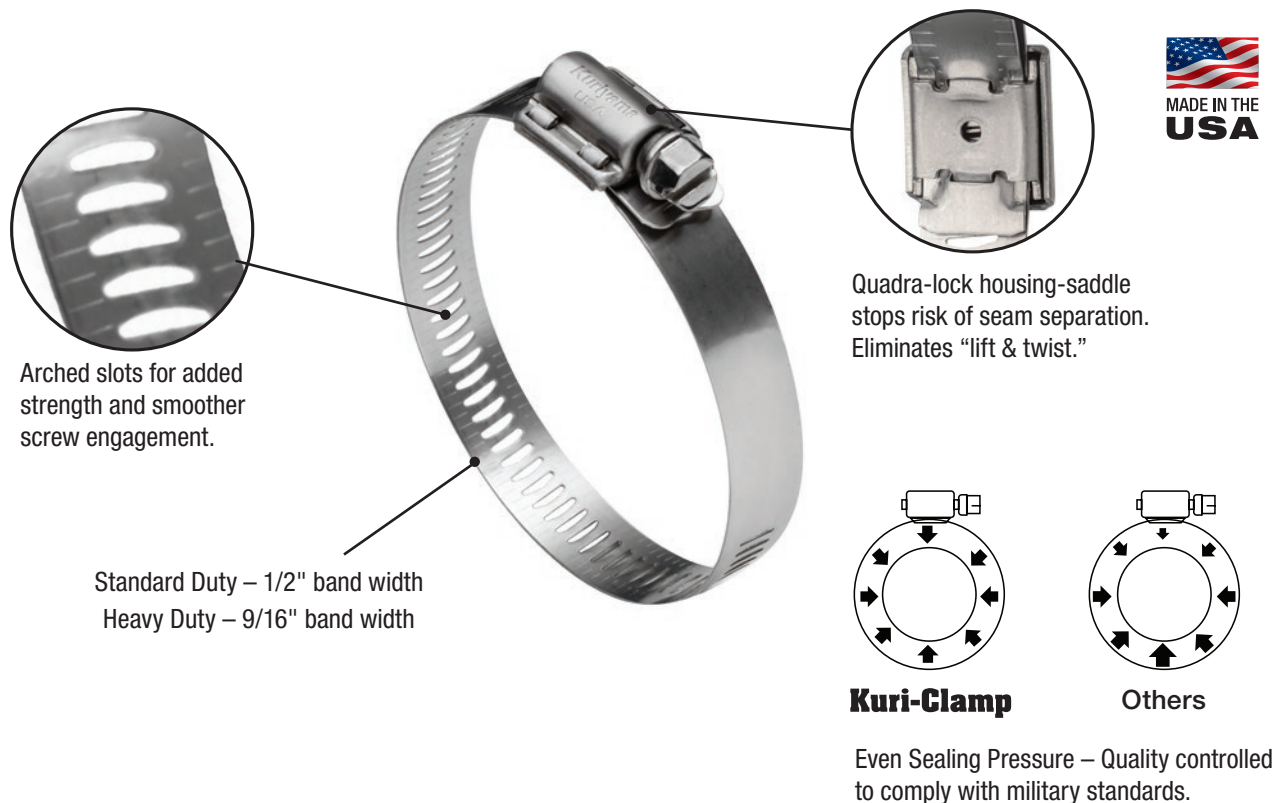
**WORM GEAR CLAMPS**

Features and Advantages.....	196
------------------------------	-----

	WGC-CS.....	197
	WGC-CSHD.....	199
	WGC-MCS.....	201
	WGC-MSS.....	201
	WGC-CT.....	202-203
	WGC-SS.....	198
	WGC-SSHD.....	200

Because we continually examine ways to improve our products, we reserve the right to alter specifications or discontinue products without prior notice.

## Features and Advantages



- **Quadra-Lock Housing** – Four-piece, quadra-lock housing design: added saddle eliminates risk of seam separation, virtually eliminating housing "lift and twist".
- **Evenly Distributed Radial Pressure** – Quality controlled to military standard specifications for even distribution of sealing pressure. Eliminates leakage caused by uneven housings and provides higher sealing pressure with lower applied torque.
- **Arched, Perforated Slots** – Provides for more overall steel between perforations for added band strength and allows for smoother engagement.
- **Stainless Steel Band** – 300 series stainless steel band provides durability and superior corrosion resistance.
- **Heavy Duty Stainless Steel Band (WGC-CSHD and WGC-SSHD only)** – 300 Series stainless steel band provides durability and superior corrosion resistance. Wider than standard clamps for greater strength.
- **Hex Screw** - Sharply defined hex angles for better gripping power. More threads per screw results in increased torque strength.
- **Meets Industry Standards** – Clamps are SAE J1508 Type F and RoHS compliant.
- **Torque Rating** – Suggested installation torque of:
  - 25-37 inch pounds (WGC-CS and WGC-CSHD)
  - 30-45 inch pounds (WGC-SS and WGC-SSHD)

Because we continually examine ways to improve our products, we reserve the right to alter specifications or discontinue products without prior notice.



## WGC-CS Series *(Stainless Steel & Plated Carbon Steel)*

### Standard Duty Worm Gear Clamp

#### GENERAL APPLICATIONS

- Automotive
- Industrial
- General purpose

#### CONSTRUCTION

Four-piece construction consisting of a 1/2" wide, 300 series stainless steel band; plated carbon steel hex screw with 5/16" head and two-piece, 300 series stainless steel housing.

#### VIEW ONLINE



SCAN FOR INFO

or visit

[KOA.link/WGC-CS](http://KOA.link/WGC-CS)

Part Number	Size Range (in)	Band Width (in)	Torque Rating (in/lbs)	Weight Per Box (lbs)	Pieces per Box*
WGC-CS06	7/16 - 25/32	1/2	25-37	0.60	10
WGC-CS08	1/2 - 29/32	1/2	25-37	0.60	10
WGC-CS10	9/16 - 1 1/16	1/2	25-37	0.60	10
WGC-CS12	11/16 - 1 1/4	1/2	25-37	0.60	10
WGC-CS16	13/16 - 1 1/2	1/2	25-37	0.70	10
WGC-CS20	13/16 - 1 3/4	1/2	25-37	0.70	10
WGC-CS24	1 1/16 - 2	1/2	25-37	0.80	10
WGC-CS28	1 5/16 - 2 1/4	1/2	25-37	0.80	10
WGC-CS32	1 9/16 - 2 1/2	1/2	25-37	0.80	10
WGC-CS36	1 13/16 - 2 3/4	1/2	25-37	0.90	10
WGC-CS40	2 1/16 - 3	1/2	25-37	0.90	10
WGC-CS44	2 5/16 - 3 1/4	1/2	25-37	0.90	10
WGC-CS48	2 9/16 - 3 1/2	1/2	25-37	1.00	10
WGC-CS52	2 13/16 - 3 3/4	1/2	25-37	1.10	10
WGC-CS56	3 1/16 - 4	1/2	25-37	1.10	10
WGC-CS60	3 5/16 - 4 1/4	1/2	25-37	1.20	10
WGC-CS64	3 9/16 - 4 1/2	1/2	25-37	1.20	10
WGC-CS72	1 7/8 - 5	1/2	25-37	1.30	10
WGC-CS80	2 1/2 - 5 1/2	1/2	25-37	1.40	10
WGC-CS88	3 1/8 - 6	1/2	25-37	1.40	10
WGC-CS96	3 5/8 - 6 1/2	1/2	25-37	1.50	10
WGC-CS104	4 1/8 - 7	1/2	25-37	1.50	10

\* Clamps only sold in box quantities

Because we continually examine ways to improve our products, we reserve the right to alter specifications or discontinue products without prior notice.



## WGC-SS Series (Stainless Steel)

### Standard Duty Worm Gear Clamp

#### GENERAL APPLICATIONS

- Automotive
- Industrial
- General purpose

#### CONSTRUCTION

Four-piece construction consisting of a 1/2" wide, 300 series stainless steel band; stainless steel hex screw with 5/16" head and two-piece, 300 series stainless steel housing.

#### VIEW ONLINE



SCAN FOR INFO

or visit

[KOA.link/WGC-SS](https://KOA.link/WGC-SS)

Part Number	Size Range (in)	Band Width (in)	Torque Rating (in/lbs)	Weight Per Box (lbs)	Pieces per Box*
WGC-SS06	7/16 - 25/32	1/2	30-45	0.60	10
WGC-SS08	1/2 - 29/32	1/2	30-45	0.60	10
WGC-SS10	9/16 - 1 1/16	1/2	30-45	0.60	10
WGC-SS12	11/16 - 1 1/4	1/2	30-45	0.60	10
WGC-SS16	13/16 - 1 1/2	1/2	30-45	0.70	10
WGC-SS20	13/16 - 1 3/4	1/2	30-45	0.70	10
WGC-SS24	1 1/16 - 2	1/2	30-45	0.80	10
WGC-SS28	1 5/16 - 2 1/4	1/2	30-45	0.80	10
WGC-SS32	1 9/16 - 2 1/2	1/2	30-45	0.80	10
WGC-SS36	1 13/16 - 2 3/4	1/2	30-45	0.90	10
WGC-SS40	2 1/16 - 3	1/2	30-45	0.90	10
WGC-SS44	2 5/16 - 3 1/4	1/2	30-45	0.90	10
WGC-SS48	2 9/16 - 3 1/2	1/2	30-45	1.00	10
WGC-SS52	2 13/16 - 3 3/4	1/2	30-45	1.10	10
WGC-SS56	3 1/16 - 4	1/2	30-45	1.10	10
WGC-SS60	3 5/16 - 4 1/4	1/2	30-45	1.20	10
WGC-SS64	3 9/16 - 4 1/2	1/2	30-45	1.20	10
WGC-SS72	1 7/8 - 5	1/2	30-45	1.30	10
WGC-SS80	2 1/2 - 5 1/2	1/2	30-45	1.40	10
WGC-SS88	3 1/8 - 6	1/2	30-45	1.40	10
WGC-SS96	3 5/8 - 6 1/2	1/2	30-45	1.50	10
WGC-SS104	4 1/8 - 7	1/2	30-45	1.50	10

\* Clamps only sold in box quantities

Because we continually examine ways to improve our products, we reserve the right to alter specifications or discontinue products without prior notice.



## WGC-CSHD Series *(Stainless Steel & Plated Carbon Steel)*

### Heavy Duty Worm Gear Clamp

#### GENERAL APPLICATIONS

- Automotive
- Industrial

#### CONSTRUCTION

Four-piece construction consisting of a 9/16" wide, 300 series stainless steel band; plated carbon steel hex screw with 5/16" head and two-piece, 300 series stainless steel housing.

#### VIEW ONLINE



SCAN FOR INFO  
or visit  
[KOA.link/  
WGC-CSHD](https://KOA.link/WGC-CSHD)

Part Number	Size Range (in)	Band Width (in)	Torque Rating (in/lbs)	Weight Per Box (lbs)	Pieces per Box*
WGC-CSHD06	7/16 - 25/32	9/16	25-37	0.60	10
WGC-CSHD08	1/2 - 29/32	9/16	25-37	0.60	10
WGC-CSHD10	9/16 - 1 1/16	9/16	25-37	0.60	10
WGC-CSHD12	11/16 - 1 1/4	9/16	25-37	0.60	10
WGC-CSHD16	13/16 - 1 1/2	9/16	25-37	0.70	10
WGC-CSHD20	13/16 - 1 3/4	9/16	25-37	0.70	10
WGC-CSHD24	1 1/16 - 2	9/16	25-37	0.80	10
WGC-CSHD28	1 5/16 - 2 1/4	9/16	25-37	0.80	10
WGC-CSHD32	1 9/16 - 2 1/2	9/16	25-37	0.80	10
WGC-CSHD36	1 13/16 - 2 3/4	9/16	25-37	0.90	10
WGC-CSHD40	2 1/16 - 3	9/16	25-37	0.90	10
WGC-CSHD44	2 5/16 - 3 1/4	9/16	25-37	0.90	10
WGC-CSHD48	2 9/16 - 3 1/2	9/16	25-37	1.00	10
WGC-CSHD52	2 13/16 - 3 3/4	9/16	25-37	1.10	10
WGC-CSHD56	3 1/16 - 4	9/16	25-37	1.10	10
WGC-CSHD60	3 5/16 - 4 1/4	9/16	25-37	1.20	10
WGC-CSHD64	3 9/16 - 4 1/2	9/16	25-37	1.20	10
WGC-CSHD72	1 7/8 - 5	9/16	25-37	1.30	10
WGC-CSHD80	2 1/2 - 5 1/2	9/16	25-37	1.40	10
WGC-CSHD88	3 1/8 - 6	9/16	25-37	1.40	10
WGC-CSHD96	3 5/8 - 6 1/2	9/16	25-37	1.50	10
WGC-CSHD104	4 1/8 - 7	9/16	25-37	1.50	10
WGC-CSHD128	5 5/8 - 8 1/2	9/16	25-37	1.60	10
WGC-CSHD152	7 1/8 - 10	9/16	25-37	1.70	10
WGC-CSHD188	9 3/8 - 12 1/4	9/16	25-37	1.90	10

\* Clamps only sold in box quantities

Because we continually examine ways to improve our products, we reserve the right to alter specifications or discontinue products without prior notice.



## WGC-SSHD Series *(Stainless Steel)*

### Heavy Duty Worm Gear Clamp

#### GENERAL APPLICATIONS

- Automotive
- Industrial

#### CONSTRUCTION

Four-piece construction consisting of a 9/16" wide, 300 series stainless steel band; stainless steel hex screw with 5/16" head and two-piece, 300 series stainless steel housing.

#### VIEW ONLINE



SCAN FOR INFO  
or visit  
[KOA.link/  
WGC-SSHD](https://KOA.link/WGC-SSHD)

Part Number	Size Range (in)	Band Width (in)	Torque Rating (in/lbs)	Weight Per Box (lbs)	Pieces per Box*
WGC-SSHD06	7/16 - 25/32	9/16	30-45	0.60	10
WGC-SSHD08	1/2 - 29/32	9/16	30-45	0.60	10
WGC-SSHD10	9/16 - 1 1/16	9/16	30-45	0.60	10
WGC-SSHD12	11/16 - 1 1/4	9/16	30-45	0.60	10
WGC-SSHD16	13/16 - 1 1/2	9/16	30-45	0.70	10
WGC-SSHD20	13/16 - 1 3/4	9/16	30-45	0.70	10
WGC-SSHD24	1 1/16 - 2	9/16	30-45	0.80	10
WGC-SSHD28	1 5/16 - 2 1/4	9/16	30-45	0.80	10
WGC-SSHD32	1 9/16 - 2 1/2	9/16	30-45	0.80	10
WGC-SSHD36	1 13/16 - 2 3/4	9/16	30-45	0.90	10
WGC-SSHD40	2 1/16 - 3	9/16	30-45	0.90	10
WGC-SSHD44	2 5/16 - 3 1/4	9/16	30-45	0.90	10
WGC-SSHD48	2 9/16 - 3 1/2	9/16	30-45	1.00	10
WGC-SSHD52	2 13/16 - 3 3/4	9/16	30-45	1.10	10
WGC-SSHD56	3 1/16 - 4	9/16	30-45	1.10	10
WGC-SSHD60	3 5/16 - 4 1/4	9/16	30-45	1.20	10
WGC-SSHD64	3 9/16 - 4 1/2	9/16	30-45	1.20	10
WGC-SSHD72	1 7/8 - 5	9/16	30-45	1.30	10
WGC-SSHD80	2 1/2 - 5 1/2	9/16	30-45	1.40	10
WGC-SSHD88	3 1/8 - 6	9/16	30-45	1.40	10
WGC-SSHD96	3 5/8 - 6 1/2	9/16	30-45	1.50	10
WGC-SSHD104	4 1/8 - 7	9/16	30-45	1.50	10
WGC-SSHD128	5 5/8 - 8 1/2	9/16	30-45	1.60	10
WGC-SSHD152	7 1/8 - 10	9/16	30-45	1.70	10
WGC-SSHD188	9 3/8 - 12 1/4	9/16	30-45	1.90	10

\* Clamps only sold in box quantities

Because we continually examine ways to improve our products, we reserve the right to alter specifications or discontinue products without prior notice.



5/16" band width

Arched slots for added strength and smoother screw engagement.

### VIEW ONLINE



SCAN FOR INFO  
or visit

[KOA.link/WGC-MxS](https://KOA.link/WGC-MxS)

## WGC-MCS Series (Stainless Steel & Plated Carbon Steel)

Mini Worm Gear Clamp

## WGC-MSS Series (Stainless Steel)

Mini Worm Gear Clamp

### GENERAL APPLICATIONS

- Small diameter applications
- Air & fuel lines



### CONSTRUCTION (WGC-MCS)

Three-piece construction consisting of a 5/16" wide, 300 series stainless steel band; plated carbon steel hex screw with 1/4" head and one-piece, 300 series stainless steel housing.

### CONSTRUCTION (WGC-MSS)

Three-piece construction consisting of a 5/16" wide, 300 series stainless steel band; 300 series stainless steel hex screw with 1/4" head and one-piece, 300 series stainless steel housing.

### FEATURES AND ADVANTAGES

- **Three-piece Design** – Streamlined, lightweight, three-piece design perfect for tight installations.
- **Arched, Perforated Slots** – Provides for more overall steel between perforations for added band strength and allows for smoother engagement.
- **Stainless Steel Band** – 300 series stainless steel band provides durability and superior corrosion resistance.
- **Hex Screw** - Sharply defined hex angles for better gripping power. More threads per screw results in increased torque strength.
- **Meets Industry Standards** – Clamps are SAE J1508 Type M and RoHS compliant.
- **Torque Rating** – Suggested installation torque of 10-15 inch pounds.

Part Number	Size Range (in)	Band Width (in)	Torque Rating (in/lbs)	Weight Per Box (lbs)	Pieces per Box*
WGC-MCS04	7/32 - 5/8	5/16	10-15	0.20	10
WGC-MCS06	7/16 - 25/32	5/16	10-15	0.20	10
WGC-MCS08	1/2 - 29/32	5/16	10-15	0.20	10
WGC-MCS10	9/16 - 1 1/16	5/16	10-15	0.20	10
WGC-MCS12	11/16 - 1 1/4	5/16	10-15	0.30	10
WGC-MSS04	7/32 - 5/8	5/16	10-15	0.20	10
WGC-MSS06	7/16 - 25/32	5/16	10-15	0.20	10
WGC-MSS08	1/2 - 29/32	5/16	10-15	0.20	10
WGC-MSS10	9/16 - 1 1/16	5/16	10-15	0.20	10
WGC-MSS12	11/16 - 1 1/4	5/16	10-15	0.30	10

\* Clamps only sold in box quantities

Because we continually examine ways to improve our products, we reserve the right to alter specifications or discontinue products without prior notice.



## WGC-CT Series *(Stainless Steel & Plated Carbon Steel)*

### “Constant Tension” Worm Gear Clamp

#### GENERAL APPLICATIONS

- Air intake and coolant connections
- Systems where clamps cannot be retightened
- Systems with expansion or contraction



#### CONSTRUCTION

5/8" wide, 300 series stainless steel band; plated carbon steel hex screw with 3/8" head; two-piece, 300 series stainless steel housing and ten Belleville spring washers.

#### VIEW ONLINE



SCAN FOR INFO

or visit

[KOA.link/WGC-CT](https://KOA.link/WGC-CT)

#### FEATURES AND ADVANTAGES

- **“Constant Tension” Performance** – Belleville spring mechanism permits the clamps to automatically increase or decrease diameter due to operational or environmental temperature changes.
- **Extended Inner Liner** – Protects silicone and other soft hoses from damage, extrusion or shear.
- **Quadra-Lock Housing** – Four-piece, quadra-lock housing design: added saddle eliminates risk of seam separation, virtually eliminating housing “lift and twist”.
- **Evenly Distributed Radial Pressure** – Quality controlled to military standard specifications for even distribution of sealing pressure. Eliminates leakage caused by uneven housings and provides higher sealing pressure with lower applied torque.
- **Heavy Duty Stainless Steel Band** – 300 Series stainless steel band provides durability and superior corrosion resistance. Wider than standard clamps for greater strength.
- **Arched, Perforated Slots** – Provides for more overall steel between perforations for added band strength and allows for smoother engagement.
- **Hex Screw** - Sharply defined hex angles for better gripping power. More threads per screw for increased torque strength.
- **Meets Industry Standards** – Clamps are SAE J1508 Type SLDH and RoHS compliant.
- **Torque Rating** – Suggested installation torque of 90 inch pounds.

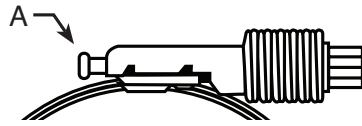
Because we continually examine ways to improve our products, we reserve the right to alter specifications or discontinue products without prior notice.



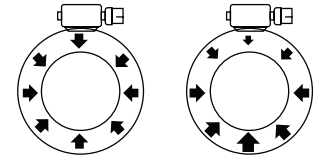
5/8" band width (heavy duty)

**WGC-CT Series (Stainless Steel & Plated Carbon Steel)**  
 “Constant Tension” Worm Gear Clamp

Constant-tension, heavy duty spring construction controls automatic clamp adjustment.



“Torque check”-clamp installed correctly when screw tip “A” extends beyond the housing and washers are flat. Use of torque wrench recommended.



**Kuri-Clamp**

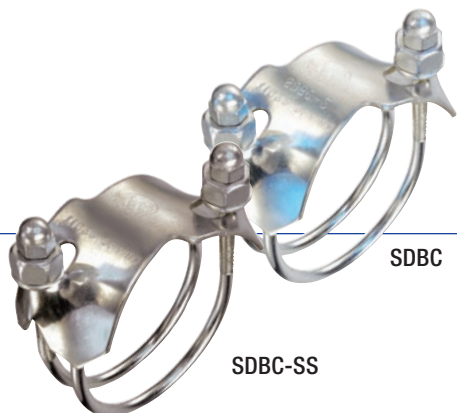
Others

**Even Sealing Pressure –**  
 Quality controlled to comply with military standards.

Part Number	Size Range (in)	Band Width (in)	Torque Rating (in/lbs)	Weight Per Box (lbs)	Pieces per Box*
WGC-CT175	1 - 1 3/4	9/16	90	1.90	10
WGC-CT200	1 1/4 - 2 1/8	9/16	90	2.00	10
WGC-CT250	1 3/4 - 2 5/8	9/16	90	2.10	10
WGC-CT300	2 - 3 1/8	9/16	90	2.30	10
WGC-CT350	2 3/4 - 3 5/8	9/16	90	2.40	10
WGC-CT400	3 1/4 - 4 1/8	9/16	90	2.40	10
WGC-CT450	3 3/4 - 4 5/8	9/16	90	2.70	10
WGC-CT500	4 1/4 - 5 1/8	9/16	90	2.80	10
WGC-CT550	4 3/4 - 5 5/8	9/16	90	2.80	10
WGC-CT600	5 1/4 - 6 1/8	9/16	90	2.80	10
WGC-CT650	5 3/4 - 6 5/8	9/16	90	2.80	10
WGC-CT700	6 1/4 - 7 1/8	9/16	90	3.00	10
WGC-CT750	6 3/4 - 7 5/8	9/16	90	3.00	10
WGC-CT800	7 1/4 - 8 1/8	9/16	90	3.00	10
WGC-CT850	7 3/4 - 8 5/8	9/16	90	3.00	10
WGC-CT900	8 1/4 - 9 1/8	9/16	90	3.00	10

\* Clamps only sold in box quantities

Because we continually examine ways to improve our products, we reserve the right to alter specifications or discontinue products without prior notice.



### SDBC Series (*Zinc Plated Carbon Steel*)

Counterclockwise Spiral Double Bolt Clamp

### SDBC-SS Series (*304 Stainless Steel*)

Counterclockwise Spiral Double Bolt Clamp

#### FEATURES AND ADVANTAGES

- Designed for use with hoses that have a convoluted cover or helix.
- Spiral design allows for premium sealing between the convolutions or helix.
- Hex nut for easy installation and cap nut to prevent injury from sharp bolt edges.
- SDBC and SDBC-SS series have a counterclockwise left hand spiral design.

#### MATERIAL SPECIFICATIONS

- SDBC – Carbon steel spiral rod, saddle, washer, hex nut, cap nut
- SDBC-SS – 304 stainless steel spiral rod, saddle, washer, hex nut, cap nut.

[View Up To Date Info](#)



◀ SCAN OR VISIT  
[KOA.link/  
SDBC](http://KOA.link/SDBC)

Part Number	Size (in)	Maximum Torque (ft lbs)	Weight Each (lbs)	Standard Carton
SDBC-1.5	1 1/2	6	0.18	100
SDBC-2	2	6	0.36	100
SDBC-2.25	2 1/4	6	0.40	100
SDBC-2.5	2 1/2	8	0.48	100
SDBC-3	3	8	0.66	70
SDBC-3.5	3 1/2	8	0.70	70
SDBC-4	4	24	1.02	40
SDBC-5	5	24	1.76	30
SDBC-6	6	30	2.00	20
SDBC-8	8	30	2.76	10
SDBC-10	10	30	3.46	10
SDBC-12	12	30	4.14	10
SDBC-SS-1.5	1 1/2	6	0.20	100
SDBC-SS-2	2	6	0.40	100
SDBC-SS-2.5	2 1/2	6	0.55	100
SDBC-SS-3	3	8	0.73	70
SDBC-SS-3.5	3 1/2	8	0.94	100
SDBC-SS-4	4	24	1.12	40
SDBC-SS-5	5	24	1.94	30
SDBC-SS-6	6	30	2.20	20
SDBC-SS-8	8	30	3.04	10
SDBC-SS-10	10	30	3.81	10
SDBC-SS-12	12	30	4.55	10

#### NOTES:

- Two or more Spiral Bolt Clamps are suggested for 3" ID and larger hoses.
- Both hex nuts should be tightened equally to prevent leakage.
- Suggested SDBC/SDBC-SS sizes to use with Tigerflex Metric sized hoses: WT, WE 45M 1.77" ID – Suggested SDBC-2 and SDBC-SS-2 WT, WE 57M 2.24" ID – Suggested SDBC-2.25 WT, WE 60M 2.36" ID – Suggested SDBC-2.5 and SDBC-SS-2.5

#### CAUTION:

- Proper evaluation of holding power for each clamp must be determined for each individual application.

Because we continually examine ways to improve our products, we reserve the right to alter specifications or discontinue products without prior notice.



## SDBCR Series (Zinc Plated Carbon Steel) Clockwise Spiral Double Bolt Clamp

### FEATURES AND ADVANTAGES

- Designed for use with hoses that have a convoluted cover or helix.
- Spiral design allows for premium sealing between the convolutions.
- Hex nut for easy installation and cap nut to prevent injury from sharp bolt edges.
- SDBCR series has a clockwise right hand spiral design.

### MATERIAL SPECIFICATIONS

- Carbon steel spiral rod, saddle, washer, hex nut, cap nut

View Up To Date Info



◀ SCAN OR VISIT  
[KOA.link/SDBCR](http://KOA.link/SDBCR)

Part Number	Size (in)	Maximum Torque (ft lbs)	Weight Each (lbs)	Standard Carton
SDBCR-1.5	1 1/2	5	0.25	100
SDBCR-2	2	5	0.36	100
SDBCR-3	3	8	0.66	70
SDBCR-4	4	14	1.02	40
SDBCR-5	5	14	1.76	30
SDBCR-6	6	25	2.00	20
SDBCR-8	8	25	2.76	10
SDBCR-10	10	25	3.45	10
SDBCR-12	12	25	4.10	10

#### NOTES:

- Two or more Spiral Bolt Clamps are suggested for 3" ID and larger hoses.
- Both hex nuts should be tightened equally to prevent leakage.

#### CAUTION:

- Proper evaluation of holding power for each clamp must be determined for each individual application.



## KBC Series (Stainless Steel) King Bee™ Collar Clamp with 20' Rope

## KBC-CS Series (Zinc Plated Carbon Steel) King Bee™ Collar Clamp with 20' Rope

### FEATURES AND ADVANTAGES

- Used in combination with Kuriyama's King Bee hose and rope.
- Available in corrosion resistant stainless steel or zinc plated carbon steel.

VIEW ONLINE



◀ SCAN FOR INFO  
or visit  
[KOA.link/KBC](http://KOA.link/KBC)

See page 284 for King Bee  
Hose Cuffs



Hose sold separately

Part Number	ID Size (in)	Material	Weight Carton (lbs)	Standard Carton
KBC300	3	Stainless Steel	0.67	1
KBC-CS300	3	Carbon Steel	0.67	1

Because we continually examine ways to improve our products, we reserve the right to alter specifications or discontinue products without prior notice.



## TBC-SS Series

### Heavy Duty T-Bolt Clamp

#### FEATURES AND ADVANTAGES

- T-Bolt design provides extra strength and creates a 360° seal to prevent leaks
- Folded turn edge design of the band prevents damage to hoses or tubes
- Hex nut provides easy installation

#### MATERIAL SPECIFICATIONS

- 304 stainless steel band, bolt, and nut

VIEW ONLINE



SCAN FOR INFO

or visit

[KOA.link/TBC-SS](https://KOA.link/TBC-SS)

Part Number	Size Range (in)	Band Width (in)	Maximum Torque (ft lbs)	Weight Each (lbs)	Standard Carton
TBC-SS019	21/32 - 3/4	23/32	6	0.064	500
TBC-SS022	25/32 - 7/8	23/32	6	0.066	500
TBC-SS025	29/32 - 1	23/32	6	0.068	500
TBC-SS028	1 1/32 - 1 3/32	23/32	6	0.068	500
TBC-SS031	1 5/32 - 1 7/32	25/32	7	0.115	500
TBC-SS035	1 1/4 - 1 3/8	25/32	7	0.115	500
TBC-SS039	1 3/8 - 1 9/16	25/32	7	0.117	500
TBC-SS043	1 5/8 - 1 13/16	25/32	7	0.121	500
TBC-SS047	1 3/4 - 1 15/16	7/8	10	0.198	200
TBC-SS051	1 7/8 - 2 1/16	7/8	10	0.209	200
TBC-SS055	2 1/8 - 2 5/16	7/8	10	0.216	200
TBC-SS059	2 1/4 - 2 7/16	7/8	10	0.221	200
TBC-SS063	2 3/8 - 2 9/16	7/8	10	0.227	200
TBC-SS067	2 17/32 - 2 13/16	7/8	10	0.232	200
TBC-SS073	2 21/32 - 2 15/16	15/16	17	0.331	100
TBC-SS079	2 29/32 - 3 3/16	15/16	17	0.353	100
TBC-SS085	3 1/32 - 3 5/16	15/16	17	0.353	100
TBC-SS091	3 9/32 - 3 9/16	15/16	17	0.364	100
TBC-SS097	3 17/32 - 3 13/16	15/16	17	0.397	100
TBC-SS103	3 25/32 - 4 1/16	15/16	17	0.397	100
TBC-SS112	4 1/32 - 4 5/16	15/16	17	0.419	100
TBC-SS121	4 17/32 - 4 13/16	15/16	17	0.430	100
TBC-SS130	4 25/32 - 5 1/16	15/16	17	0.441	100
TBC-SS139	5 9/32 - 5 9/16	1 1/32	29	0.644	60
TBC-SS148	5 17/32 - 5 13/16	1 1/32	29	0.679	60
TBC-SS161	5 7/8 - 6 11/32	1 1/32	29	0.703	80
TBC-SS174	6 17/32 - 6 13/16	1 1/32	29	0.723	80
TBC-SS187	6 7/8 - 7 3/8	1 1/32	29	0.750	60
TBC-SS200	7 13/32 - 7 7/8	1 1/32	29	0.787	60
TBC-SS213	7 29/32 - 8 3/8	1 1/32	29	0.809	60
TBC-SS226	8 21/32 - 8 15/16	1 1/32	29	0.844	60
TBC-SS239	8 15/16 - 9 13/32	1 1/32	29	0.882	60
TBC-SS252	9 7/16 - 9 29/32	1 1/32	29	0.919	60

Because we continually examine ways to improve our products, we reserve the right to alter specifications or discontinue products without prior notice.



## TBC-SSC Series

### Heavy Duty T-Bolt Clamp

#### FEATURES AND ADVANTAGES

- T-Bolt design provides extra strength and creates a 360° seal to prevent leaks.
- Folded turn edge design of the band prevents damage to hoses or tubes.
- Hex nut provides easy installation.

#### MATERIAL SPECIFICATIONS

- 304 stainless steel band.
- Carbon steel plated bolt and nut.

VIEW ONLINE



SCAN FOR INFO  
or visit  
[KOA.link/TBC-SSC](https://KOA.link/TBC-SSC)

Part Number	Size Range (in)	Band Width (in)	Maximum Torque (ft lbs)	Weight Each (lbs)	Standard Carton
TBC-SSC019	21/32 - 3/4	23/32	6	0.064	500
TBC-SSC022	25/32 - 7/8	23/32	6	0.066	500
TBC-SSC025	29/32 - 1	23/32	6	0.068	500
TBC-SSC028	1 1/32 - 1 3/32	23/32	6	0.068	500
TBC-SSC031	1 5/32 - 1 15/32	25/32	7	0.115	500
TBC-SSC035	1 1/4 - 1 3/8	25/32	7	0.115	500
TBC-SSC039	1 3/8 - 1 9/16	25/32	7	0.117	500
TBC-SSC043	1 5/8 - 1 13/16	25/32	7	0.121	500
TBC-SSC047	1 3/4 - 1 15/16	7/8	10	0.198	200
TBC-SSC051	1 7/8 - 2 1/16	7/8	10	0.209	200
TBC-SSC055	2 1/8 - 2 5/16	7/8	10	0.216	200
TBC-SSC059	2 1/4 - 2 7/16	7/8	10	0.221	200
TBC-SSC063	2 3/8 - 2 9/16	7/8	10	0.227	200
TBC-SSC067	2 17/32 - 2 13/16	7/8	10	0.232	200
TBC-SSC073	2 21/32 - 2 15/16	15/16	17	0.331	100
TBC-SSC079	2 29/32 - 3 3/16	15/16	17	0.353	100
TBC-SSC085	3 1/32 - 3 5/16	15/16	17	0.353	100
TBC-SSC091	3 9/32 - 3 9/16	15/16	17	0.364	100
TBC-SSC097	3 17/32 - 3 13/16	15/16	17	0.397	100
TBC-SSC103	3 25/32 - 4 1/16	15/16	17	0.397	100
TBC-SSC112	4 1/32 - 4 5/16	15/16	17	0.419	100
TBC-SSC121	4 17/32 - 4 13/16	15/16	17	0.430	100
TBC-SSC130	4 25/32 - 5 1/16	15/16	17	0.441	100
TBC-SSC139	5 9/32 - 5 9/16	1 1/32	29	0.644	60
TBC-SSC148	5 17/32 - 5 13/16	1 1/32	29	0.679	60
TBC-SSC161	5 7/8 - 6 11/32	1 1/32	29	0.703	80
TBC-SSC174	6 17/32 - 6 13/16	1 1/32	29	0.723	80
TBC-SSC187	6 7/8 - 7 3/8	1 1/32	29	0.750	60
TBC-SSC200	7 13/32 - 7 7/8	1 1/32	29	0.787	60
TBC-SSC213	7 29/32 - 8 3/8	1 1/32	29	0.809	60
TBC-SSC226	8 21/32 - 8 15/16	1 1/32	29	0.844	60
TBC-SSC239	8 15/16 - 9 13/32	1 1/32	29	0.882	60
TBC-SSC252	9 7/16 - 9 29/32	1 1/32	29	0.919	60

Because we continually examine ways to improve our products, we reserve the right to alter specifications or discontinue products without prior notice.



## STBC-SS Series

### Standard Duty T-Bolt Clamp

#### FEATURES AND ADVANTAGES

- T-Bolt design provides extra strength and creates a 360° seal to prevent leaks.
- Hex nut provides easy installation.
- Meets SAE J1508 Type TB

#### MATERIAL SPECIFICATIONS

- 300 Series stainless steel band, bolt, and nut.

VIEW ONLINE



SCAN FOR INFO  
or visit  
[KOA.link/STBC-SS](https://KOA.link/STBC-SS)

Part Number	Size Range (in)	Band Width (in)	Maximum Torque (ft lbs)	Weight Each (lbs)	Standard Carton
STBC-SS131	1 1/4 - 1 1/2	3/4	9	0.07	25
STBC-SS150	1 5/16 - 1 9/16	3/4	9	0.07	25
STBC-SS163	1 7/16 - 1 11/16	3/4	9	0.07	25
STBC-SS175	1 9/16 - 1 13/16	3/4	9	0.07	25
STBC-SS188	1 11/16 - 1 15/16	3/4	9	0.07	25
STBC-SS200	1 13/16 - 2 1/16	3/4	9	0.07	25
STBC-SS212	1 15/16 - 2 3/16	3/4	9	0.07	25
STBC-SS225	2 1/16 - 2 5/16	3/4	9	0.08	25
STBC-SS238	2 3/16 - 2 1/2	3/4	9	0.08	25
STBC-SS250	2 5/16 - 2 5/8	3/4	9	0.08	25
STBC-SS256	2 13/32 - 2 21/32	3/4	9	0.08	25
STBC-SS263	2 3/8 - 2 11/16	3/4	9	0.08	25
STBC-SS275	2 1/2 - 2 13/16	3/4	9	0.08	25
STBC-SS288	2 5/8 - 2 15/16	3/4	9	0.08	25
STBC-SS300	2 3/4 - 3 1/16	3/4	9	0.09	25
STBC-SS312	2 7/8 - 3 3/16	3/4	9	0.09	25
STBC-SS325	2 15/16 - 3 5/16	3/4	9	0.09	25
STBC-SS350	3 1/4 - 3 9/16	3/4	9	0.09	25
STBC-SS362	3 3/8 - 3 11/16	3/4	9	0.09	25
STBC-SS375	3 1/2 - 3 13/16	3/4	9	0.09	25
STBC-SS382	3 9/16 - 3 7/8	3/4	9	0.09	25
STBC-SS400	3 3/4 - 4 1/16	3/4	9	0.09	25
STBC-SS425	3 31/32 - 4 5/16	3/4	9	0.10	25
STBC-SS450	4 1/4 - 4 9/16	3/4	9	0.10	25
STBC-SS475	4 1/2 - 4 13/16	3/4	9	0.10	25
STBC-SS500	4 3/4 - 5 1/16	3/4	9	0.10	25
STBC-SS525	5 - 5 5/16	3/4	9	0.11	25
STBC-SS550	5 1/4 - 5 9/16	3/4	9	0.11	25

(CONTINUED)

Because we continually examine ways to improve our products, we reserve the right to alter specifications or discontinue products without prior notice.



## STBC-SS Series

### Standard Duty T-Bolt Clamp

Part Number	Size Range (in)	Band Width (in)	Maximum Torque (ft lbs)	Weight Each (lbs)	Standard Carton
STBC-SS575	5 1/2 - 5 13/16	3/4	9	0.11	25
STBC-SS600	5 3/4 - 6 1/16	3/4	9	0.11	25
STBC-SS625	5 15/16 - 6 5/16	3/4	9	0.11	25
STBC-SS650	6 1/4 - 6 9/16	3/4	9	0.12	25
STBC-SS675	6 1/2 - 6 13/16	3/4	9	0.12	25
STBC-SS700	6 3/4 - 7 1/32	3/4	9	0.12	25
STBC-SS725	7 1/16 - 7 1/4	3/4	9	0.12	25
STBC-SS750	7 1/4 - 7 9/16	3/4	9	0.12	25
STBC-SS800	7 3/4 - 8 1/16	3/4	9	0.13	25
STBC-SS825	7 15/16 - 8 5/16	3/4	9	0.14	25
STBC-SS850	8 1/4 - 8 9/16	3/4	9	0.14	25
STBC-SS888	8 5/8 - 8 15/16	3/4	9	0.14	25
STBC-SS900	8 3/4 - 9 1/16	3/4	9	0.14	25
STBC-SS950	9 1/4 - 9 9/16	3/4	9	0.14	25
STBC-SS1000	9 3/4 - 10 1/16	3/4	9	0.15	25
STBC-SS1050	10 - 10 9/16	3/4	9	0.15	25
STBC-SS1088	10 5/8 - 10 15/16	3/4	9	0.15	25
STBC-SS1200	11 3/4 - 12 1/16	3/4	9	0.16	25
STBC-SS1288	12 5/8 - 12 15/16	3/4	9	0.16	25

Because we continually examine ways to improve our products, we reserve the right to alter specifications or discontinue products without prior notice.



## STBC-CS Series

### Standard Duty T-Bolt Clamp

#### FEATURES AND ADVANTAGES

- T-Bolt design provides extra strength and creates a 360° seal to prevent leaks.
- Hex nut provides easy installation.
- Meets SAE J1508 Type TB

#### MATERIAL SPECIFICATIONS

- 300 Series stainless steel band
- Carbon steel plated bolt and nut

#### VIEW ONLINE



SCAN FOR INFO  
or visit  
[KOA.link/STBC-CS](https://KOA.link/STBC-CS)

Part Number	Size Range (in)	Band Width (in)	Maximum Torque (ft lbs)	Weight Each (lbs)	Standard Carton
STBC-CS131	1 1/4 - 1 1/2	3/4	9	0.06	25
STBC-CS150	1 5/16 - 1 9/16	3/4	9	0.06	25
STBC-CS175	1 9/16 - 1 13/16	3/4	9	0.06	25
STBC-CS188	1 11/16 - 1 15/16	3/4	9	0.07	25
STBC-CS200	1 13/16 - 2 1/16	3/4	9	0.07	25
STBC-CS225	2 1/16 - 2 5/16	3/4	9	0.07	25
STBC-CS238	2 3/16 - 2 1/2	3/4	9	0.08	25
STBC-CS250	2 5/16 - 2 5/8	3/4	9	0.08	25
STBC-CS256	2 13/32 - 2 21/32	3/4	9	0.08	25
STBC-CS263	2 3/8 - 2 11/16	3/4	9	0.08	25
STBC-CS275	2 1/2 - 2 13/16	3/4	9	0.08	25
STBC-CS288	2 5/8 - 2 15/16	3/4	9	0.09	25
STBC-CS300	2 3/4 - 3 1/16	3/4	9	0.09	25
STBC-CS312	2 7/8 - 3 3/16	3/4	9	0.09	25
STBC-CS325	2 15/16 - 3 5/16	3/4	9	0.09	25
STBC-CS350	3 1/4 - 3 9/16	3/4	9	0.09	25
STBC-CS375	3 1/2 - 3 13/16	3/4	9	0.09	25
STBC-CS382	3 9/16 - 3 7/8	3/4	9	0.09	25
STBC-CS400	3 3/4 - 4 1/16	3/4	9	0.09	25
STBC-CS425	3 31/32 - 4 5/16	3/4	9	0.10	25
STBC-CS450	4 1/4 - 4 9/16	3/4	9	0.10	25
STBC-CS475	4 1/2 - 4 13/16	3/4	9	0.10	25
STBC-CS500	4 3/4 - 5 1/16	3/4	9	0.10	25
STBC-CS525	5 - 5 5/16	3/4	9	0.10	25
STBC-CS550	5 1/4 - 5 9/16	3/4	9	0.10	25
STBC-CS575	5 1/2 - 5 13/16	3/4	9	0.11	25
STBC-CS600	5 3/4 - 6 1/16	3/4	9	0.11	25
STBC-CS625	5 15/16 - 6 5/16	3/4	9	0.11	25
STBC-CS650	6 1/4 - 6 9/16	3/4	9	0.11	25
STBC-CS675	6 1/2 - 6 13/16	3/4	9	0.12	25
STBC-CS700	6 3/4 - 7 1/32	3/4	9	0.12	25
STBC-CS750	8 15/16 - 9 13/32	3/4	9	0.12	25

Because we continually examine ways to improve our products, we reserve the right to alter specifications or discontinue products without prior notice.



## CPCS Series *(Galvanized Carbon Steel)* Center Punch Clamp

### FEATURES AND ADVANTAGES

- Double wrapped for secure holding ability.
- A bolt free design provides for a professional low profile hose assembly.
- Compatible with most pneumatic or hand operated tools.
- Clamps are sold only by the box.

### MATERIAL SPECIFICATIONS

- Galvanized carbon steel.

### VIEW ONLINE



SCAN FOR INFO  
or visit

[KOA.link/Center-Punch-Clamps](https://KOA.link/Center-Punch-Clamps)

Part Number	Clamp ID Size (in)	Pieces Per Box	Band Width (in)	Thickness	Weight Carton (lbs)	Standard Carton
CPCS05	1 1/4	100	5/8	0.025	8.70	1
CPCS06	1 1/2	100	5/8	0.025	9.70	1
CPCS08	2	100	5/8	0.025	11.50	1
CPCS10	2 1/2	50	5/8	0.025	6.80	1
CPCS11	2 3/4	50	5/8	0.025	7.30	1
CPCS12	3	50	5/8	0.025	7.70	1
CPCS14	3 1/2	50	5/8	0.025	8.70	1
CPCS16	4	25	5/8	0.025	4.90	1
CPCS18	4 1/2	25	5/8	0.025	5.50	1
CPCS20	5	25	5/8	0.025	5.90	1
CPCS24	6	25	5/8	0.025	6.80	1
CPCS28	7	25	5/8	0.025	7.40	1
CPCS32	8	25	5/8	0.025	8.20	1

\*Clamps are sold in box quantities only.

Because we continually examine ways to improve our products, we reserve the right to alter specifications or discontinue products without prior notice.



## CPSS Series (201 Stainless Steel)

### Center Punch Clamp

#### FEATURES AND ADVANTAGES

- Double wrapped for secure holding ability.
- A bolt free design provides for a professional low profile hose assembly.
- Compatible with most pneumatic or hand operated tools.
- Clamps are sold only by the box.

#### MATERIAL SPECIFICATIONS

- 201 stainless steel offers superior strength combined with good corrosion resistance to mild chemicals.

#### VIEW ONLINE




SCAN FOR INFO  
or visit

[KOA.link/Center-Punch-Clamps](https://www.koa.com/Center-Punch-Clamps)

Part Number	Clamp ID Size (in)	Pieces Per Box	Band Width (in)	Thickness	Weight Carton (lbs)	Standard Carton
CPSS05	1 1/4	100	5/8	0.025	8.70	1
CPSS06	1 1/2	100	5/8	0.025	9.70	1
CPSS08	2	100	5/8	0.025	11.50	1
CPSS10	2 1/2	50	5/8	0.025	6.80	1
CPSS11	2 3/4	50	5/8	0.025	7.30	1
CPSS12	3	50	5/8	0.025	7.70	1
CPSS14	3 1/2	50	5/8	0.025	8.70	1
CPSS16	4	25	5/8	0.025	4.90	1
CPSS18	4 1/2	25	5/8	0.025	5.50	1
CPSS20	5	25	5/8	0.025	5.90	1
CPSS24	6	25	5/8	0.025	6.80	1
CPSS28	7	25	5/8	0.025	7.40	1
CPSS32	8	25	5/8	0.025	8.20	1

\*Clamps are sold in box quantities only.



## CPT Series

### Center Punch Clamp Tool

#### FEATURES AND ADVANTAGES


- Designed to install and tighten center punch clamps around hoses.
- Racket action tensioning for ease of assembly.
- Durable heavy-duty carbon steel design.
- Portable for use in many different applications and locations.

#### MATERIAL SPECIFICATIONS

- Meets ASTM A366 for cold rolled carbon steel.

Part Number	Weight Each (lbs)	Standard Carton
CPT300	3.00	1

Because we continually examine ways to improve our products, we reserve the right to alter specifications or discontinue products without prior notice.



## DB Series *(Zinc Plated Ductile Iron)*

### Double Bolt Clamp

#### FEATURES AND ADVANTAGES

- Design provides for an efficient means of securing couplings and fittings to hoses.
- Double tongue saddles provided to fill the gap between the bolt lugs preventing pinching of the outside of the hose.
- Fully tightened, the clamps secure the full circumference of the hose.

#### VIEW ONLINE





SCAN FOR INFO  
or visit  
[KOA.link/DB](https://KOA.link/DB)

Part Number	Size Range (in)	Maximum Torque (ft lbs)	Weight Each (lbs)	Standard Carton
DB29	7/8 - 1 9/64	20	0.29	200
DB34	1 5/32 - 1 11/32	20	0.31	200
DB40	1 5/16 - 1 19/32	20	0.43	100
DB49	1 5/8 - 1 15/16	20	0.56	100
DB60	1 7/8 - 2 3/8	20	0.64	60
DB76	2 3/8 - 3 7/16	40	0.73	60
DB94	3 1/32 - 3 11/16	40	1.30	40
DB115	3 3/4 - 4 1/2	40	1.68	20
DB400	3 1/2 - 4	40	1.54	30
DB431	3 25/32 - 4 1/16	40	2.13	30
DB463	4 1/16 - 4 7/16	40	1.79	30
DB525	4 3/16 - 5	60	2.14	20
DB550	4 7/16 - 5 3/16	60	2.27	20
DB600	5 1/2 - 5 7/8	60	2.65	20
DB639	5 11/16 - 5 15/16	60	2.80	20
DB675	6 1/8 - 6 7/8	60	2.98	20
DB769	6 15/16 - 7 5/8	60	3.81	10
DB818	7 11/16 - 8 3/16	125	5.11	10
DB875	8 1/4 - 8 7/8	125	5.64	10
DB988	8 15/16 - 9 7/8	125	6.15	10
DB1125	9 15/16 - 11 3/8	125	9.48	4
DB1275	11 3/16 - 13	125	9.61	4
DB1360	12 3/16 - 14	200	15.43	3
DB1450	13 3/16 - 15	200	16.74	3
DB1700	15 1/16 - 17 1/2	260	22.13	1

Because we continually examine ways to improve our products, we reserve the right to alter specifications or discontinue products without prior notice.


















# Ground Joint

COUPLINGS & ACCESSORIES






**Index**

	AF4 ..... 222		GJM .....216
	AMNPT ..... 223		GJN .....217
	BC2 ..... 220		GJS .....217
	BC4 ..... 221		GMS .....218
	BC6 ..... 220		SHF ..... 222
	DMNPT ..... 223		SHGJ ..... 222
	GDS .....219		WC .....224
	GJ .....216		WS .....224
	GJF .....218		

Because we continually examine ways to improve our products, we reserve the right to alter specifications or discontinue products without prior notice.



**GJ Series (Complete Set consisting of GJS, GJN, GJF)**

Hose Shank with Wing Nut and Female NPT Spud

**GJM Series (Male NPT x Hose Shank)**

Threaded Male Hose Shank

VIEW ONLINE



SCAN FOR INFO

or visit

[KOA.link/GJ-GJM](http://KOA.link/GJ-GJM)

**FEATURES AND ADVANTAGES**

- Designed for use in medium to high-pressure applications using steam, air, and fluids.
- The metal-to-metal design provides for optimum sealing at high temperatures.
- Used in conjunction with interlocking bolt clamps.
- Couplings with hose barbs come with an interlocking collar to connect with the interlocking bolt clamps.
- Couplings with wing nut female NPS threads connect with male NPS threaded adapters known as spuds. Spuds come with multiple threaded options on the other end, and a copper seal for optimum sealing.

**MATERIAL SPECIFICATIONS**


- Ductile iron plated.
- ASTM A536, Grade 65/45/12.

**MAXIMUM SERVICE TEMPERATURE**

+450°F (+232°C)

Part Number	Size (in)	Water (psi)	Steam (psi)	Air (psi)	Weight Each (lbs)	Standard Carton
GJ-050	1/2	600	250	600	0.22	250
GJ-075	3/4	600	250	600	0.43	250
GJ-100	1	600	250	600	0.66	100
GJ-125	1 1/4	600	250	600	1.28	32
GJ-150	1 1/2	600	250	600	1.36	25
GJ-200	2	600	250	600	2.32	20
GJ-250	2 1/2	450	250	450	4.06	8
GJ-300	3	450	250	450	5.63	6
GJ-400	4	250	250	250	10.79	3
<hr/>						
GJM-050	1/2	600	250	600	0.17	250
GJM-075	3/4	600	250	600	0.33	250
GJM-100	1	600	250	400	0.55	100
GJM-125	1 1/4	600	250	400	1.28	32
GJM-150	1 1/2	600	250	350	1.79	25
GJM-200	2	600	250	300	2.65	20
GJM-250	2 1/2	450	250	300	4.83	8
GJM-300	3	450	250	300	6.26	6
GJM-400	4	450	250	300	11.40	3

Because we continually examine ways to improve our products, we reserve the right to alter specifications or discontinue products without prior notice.



GJS



GJN

## GJS Series

Hose Stem used in combination with GJN series wing nut

## GJN Series

Wing Nut with NPS threads

### VIEW ONLINE



SCAN FOR INFO

or visit

[KOA.link/GJS-GJN](http://KOA.link/GJS-GJN)

### FEATURES AND ADVANTAGES

- Designed for use in medium to high-pressure applications using steam, air, and fluids.
- The metal-to-metal design provides for optimum sealing at high temperatures.
- Used in conjunction with interlocking bolt clamps.
- Couplings with hose barbs come with an interlocking collar to connect with the interlocking bolt clamps.
- Couplings with wing nut female NPS threads connect with male NPS threaded adapters known as spuds. Spuds come with multiple threaded options on the other end, and a copper seal for optimum sealing.

### MATERIAL SPECIFICATIONS

- Ductile iron plated.
- ASTM A536, Grade 65/45/12.

### MAXIMUM SERVICE TEMPERATURE

+450°F (+232°C)

Part Number	Size (in)	Water (psi)	Steam (psi)	Air (psi)	Weight Each (lbs)	Standard Carton
GJS-050	1/2	600	250	600	0.18	200
GJS-075	3/4	600	250	600	0.55	100
GJS-100	1	600	250	400	0.81	100
GJS-125	1 1/4	600	250	400	1.17	32
GJS-150	1 1/2	600	250	350	1.30	35
GJS-200	2	600	250	300	1.72	25
GJS-250	2 1/2	450	250	300	3.70	10
GJS-300	3	450	250	300	4.83	8
GJS-400	4	450	250	300	8.95	4
GJN-050	1/2	600	250	600	0.31	200
GJN-075	3/4	600	250	600	0.71	60
GJN-100	1	600	250	600	0.71	60
GJN-125	1 1/4	600	250	600	1.52	40
GJN-150	1 1/2	600	250	600	1.52	40
GJN-200	2	600	250	600	2.54	24
GJN-250	2 1/2	450	250	400	4.65	10
GJN-300	3	450	250	400	5.51	10
GJN-400	4	450	250	400	10.63	4

Because we continually examine ways to improve our products, we reserve the right to alter specifications or discontinue products without prior notice.



GJF

**GJF Series (Female NPT x Male NPS)**  
Female Spud with Copper Seal



GMS

**GMS Series (Male NPT x Male NPS)**  
Male Spud with Copper Seal

**VIEW ONLINE**



SCAN FOR INFO  
or visit  
[KOA.link/GJF-GMS](http://KOA.link/GJF-GMS)

**FEATURES AND ADVANTAGES**

- Designed for use in medium to high-pressure applications using steam, air, and fluids.
- The metal-to-metal design provides for optimum sealing at high temperatures.
- Used in conjunction with interlocking bolt clamps.
- Couplings with hose barbs come with an interlocking collar to connect with the interlocking bolt clamps.
- Couplings with wing nut female NPS threads connect with male NPS threaded adapters known as spuds. Spuds come with multiple threaded options on the other end, and a copper seal for optimum sealing.

**MATERIAL SPECIFICATIONS**


- Ductile iron plated.
- ASTM A536, Grade 65/45/12.

**MAXIMUM SERVICE TEMPERATURE**

+450°F (+232°C)

Part Number	Size (in)	Water (psi)	Steam (psi)	Air (psi)	Weight Each (lbs)	Standard Carton
GJF-050	1/2	600	250	600	0.29	200
GJF-075	3/4	600	250	600	0.64	100
GJF-100	1	600	250	400	0.57	100
GJF-125	1 1/4	600	250	400	1.21	40
GJF-150	1 1/2	600	250	350	1.04	40
GJF-200	2	600	250	300	1.39	32
GJF-250	2 1/2	450	250	300	4.23	12
GJF-300	3	450	250	300	5.51	10
GJF-400	4	450	250	300	8.88	5
<hr/>						
GMS-050	1/2	600	250	600	0.29	100
GMS-075	3/4	600	250	600	0.75	60
GMS-100	1	600	250	400	0.79	50
GMS-125	1 1/4	600	250	400	1.43	30
GMS-150	1 1/2	600	250	350	1.70	30
GMS-200	2	600	250	300	2.23	30

Because we continually examine ways to improve our products, we reserve the right to alter specifications or discontinue products without prior notice.



## GDS Series (Male NPS x Male NPS)

### Double Spud with Copper Seal

VIEW ONLINE



SCAN FOR INFO  
or visit  
[KOA.link/GDS](https://KOA.link/GDS)

#### FEATURES AND ADVANTAGES

- Designed for use in medium to high-pressure applications using steam, air, and fluids.
- The metal-to-metal design provides for optimum sealing at high temperatures.
- Used in conjunction with interlocking bolt clamps.
- Couplings with hose barbs come with an interlocking collar to connect with the interlocking bolt clamps.
- Couplings with wing nut female NPS threads connect with male NPS threaded adapters known as spuds. Spuds come with multiple threaded options on the other end, and a copper seal for optimum sealing.

#### MATERIAL SPECIFICATIONS


- Ductile iron plated.
- ASTM A536, Grade 65/45/12.

#### MAXIMUM SERVICE TEMPERATURE

+450°F (+232°C)

Part Number	Size (in)	Water (psi)	Steam (psi)	Air (psi)	Weight Each (lbs)	Standard Carton
GDS-050	1/2	600	250	600	0.40	100
GDS-075	3/4	600	250	600	1.32	60
GDS-100	1	600	250	400	1.32	50
GDS-125	1 1/4	600	250	400	1.41	30
GDS-150	1 1/2	600	250	350	1.41	30
GDS-200	2	600	250	300	1.92	24


Because we continually examine ways to improve our products, we reserve the right to alter specifications or discontinue products without prior notice.



BC6

## BC6 Series

### 6-Bolt Interlocking Hose Clamp



BC2

## BC2 Series

### 2-Bolt Interlocking Hose Clamp

#### FEATURES AND ADVANTAGES

- Designed for use with ground joint couplings.
- Clamps are manufactured with a lip, which connects with the interlocking collar design found on the ground joint hose shank couplings.
- Clamps are available in 2, 4, and 6 bolt design, which is determined by the hose size.

#### MATERIAL SPECIFICATIONS

- Ductile iron plated.
- ASTM A536, Grade 65/45/12.

#### MAXIMUM SERVICE TEMPERATURE

+450°F (+232°C)

#### VIEW ONLINE



SCAN FOR INFO  
or visit  
[KOA.link/BC](https://KOA.link/BC)

Part Number	Hose ID Size (in)	Clamp Size Range (in)	Weight Each (lbs)	Maximum Torque (ft lbs)	Standard Carton
BC6-300A	3	4 1/4 - 4 13/16	12.32	150	4
BC6-400A	4	4 7/8 - 5 5/16	20.30	200	2
BC6-400B	4	5 1/8 - 6 3/16	21.45	200	2

Part Number	Hose ID Size (in)	Clamp Size Range (in)	Weight Each (lbs)	Maximum Torque (ft lbs)	Standard Carton
BC2-050	1/2	13/16 - 15/16	0.31	6	100
BC2-050A	1/2	15/16 - 1 1/16	0.44	12	100
BC2-050B	1/2	1 1/16 - 1 3/16	0.48	12	100
BC2-075	3/4	1 5/32 - 1 9/32	0.73	21	60
BC2-075A	3/4	1 3/16 - 1 5/16	0.79	21	60
BC2-075B	3/4	1 5/16 - 1 1/2	0.88	21	60
BC2-075C	3/4	1 1/2 - 1 11/16	1.15	21	40

Because we continually examine ways to improve our products, we reserve the right to alter specifications or discontinue products without prior notice.



## BC4 Series

### 4-Bolt Interlocking Hose Clamp

#### FEATURES AND ADVANTAGES

- Designed for use with ground joint couplings.
- Clamps are manufactured with a lip, which connects with the interlocking collar design found on the ground joint hose shank couplings.
- Clamps are available in 2, 4, and 6 bolt design, which is determined by the hose size.

#### MATERIAL SPECIFICATIONS

- Ductile iron plated.
- ASTM A536, Grade 65/45/12.

#### MAXIMUM SERVICE TEMPERATURE

+450°F (+232°C)


#### VIEW ONLINE



SCAN FOR INFO  
 or visit  
[KOA.link/BC](https://koi.link/BC)

Part Number	Hose ID Size (in)	Clamp Size Range (in)	Weight Each (lbs)	Maximum Torque (ft lbs)	Standard Carton
BC4-100	1	1 17/32 - 1 23/32	1.50	21	24
BC4-100A	1	1 13/32 - 1 9/16	1.54	21	24
BC4-100B	1	1 11/16 - 1 27/32	1.68	21	24
BC4-100C	1	1 7/8 - 2 1/16	1.90	21	20
BC4-125	1 1/4	2 1/16 - 2 1/4	2.36	40	20
BC4-125A	1 1/4	1 17/32 - 1 23/32	1.79	21	20
BC4-125B	1 1/4	1 11/16 - 1 27/32	1.85	21	20
BC4-150S	1 1/2	1 13/16 - 2	2.49	40	20
BC4-150	1 1/2	2 - 2 17/32	2.40	40	20
BC4-150A	1 1/2	2 3/32 - 2 9/32	2.56	40	20
BC4-150B	1 1/2	2 1/4 - 2 7/16	2.78	40	20
BC4-150C	1 1/2	2 15/32 - 2 23/32	2.67	40	20
BC4-200	2	2 11/32 - 2 17/32	3.04	60	20
BC4-200A	2	2 1/2 - 2 25/32	2.84	60	20
BC4-200B	2	2 3/4 - 3 1/16	3.99	60	16
BC4-200C	2	3 3/32 - 3 7/16	3.97	60	14
BC4-250	2 1/2	3 1/2 - 3 15/16	6.86	150	5
BC4-300	3	3 1/2 - 3 15/16	7.45	150	5
BC4-300A	3	3 13/16 - 4 1/16	7.89	150	5
BC4-300B	3	4 1/16 - 4 7/16	10.19	200	4
BC4-300C	3	4 - 4 3/16	10.30	200	4

Because we continually examine ways to improve our products, we reserve the right to alter specifications or discontinue products without prior notice.



**ALFAGOMMA® SHGJ Series**  
Female Crimp Ground Joint with Wing Nut and Female NPT Spud



**VIEW ONLINE**



SCAN FOR INFO  
or visit  
[KOA.link/SHGJ](http://KOA.link/SHGJ)

**FEATURES AND ADVANTAGES**

- Designed for use in medium to high-pressure steam applications.
- Designed for use with Alfagomma T340, T341, & T343 series hoses.
- The metal-to-metal design provides for optimum sealing at high temperatures.
- Couplings with wing nut female NPS threads connect with male NPS threaded adapters known as spuds. Spuds come with multiple threaded options on the other end, and a copper seal for optimum sealing.

Part Number	Size (in)	Steam Crimp (psi)	Weight Each (lbs)	Standard Carton
SHGJ-CR050	1/2	270	0.75	1
SHGJ-CR075	3/4	270	1.86	1
SHGJ-CR100	1	270	1.81	1
SHGJ-CR125	1 1/4	270	3.73	1
SHGJ-CR150	1 1/2	270	3.68	1
SHGJ-CR200	2	270	5.69	1



**ALFAGOMMA® AF4/SHF Series**  
Crimp Ferrule for use with Female Ground Joint



**VIEW ONLINE**



SCAN FOR INFO  
or visit  
[KOA.link/AF4-SHF](http://KOA.link/AF4-SHF)

**FEATURES AND ADVANTAGES**

- Designed for use in medium to high-pressure steam applications.
- Designed for use with Alfagomma T340, T341, & T343 series hoses.
- The metal-to-metal design provides for optimum sealing at high temperatures.
- Couplings with wing nut female NPS threads connect with male NPS threaded adapters known as spuds. Spuds come with multiple threaded options on the other end, and a copper seal for optimum sealing.

Part Number	Size (in)	Steam Crimp (psi)	Weight Each (lbs)	Standard Carton
AF4-08	1/2	270	0.18	1
SHF-12	3/4	270	0.24	1
SHF-16	1	270	0.46	1
SHF-20	1 1/4	270	0.54	1
SHF-24	1 1/2	270	0.76	1
SHF-32	2	270	1.16	1

Because we continually examine ways to improve our products, we reserve the right to alter specifications or discontinue products without prior notice.



**ALFAGOMMA®**  
**AMNPT/DMNPT Series**  
One-Piece Male Crimp NPT Fitting



**FEATURES AND ADVANTAGES**

- Designed for use in medium to high-pressure steam applications.
- Designed for use with Alfagomma T340, T341, & T343 series hoses.
- The metal-to-metal design provides for optimum sealing at high temperatures.
- Couplings with wing nut female NPS threads connect with male NPS threaded adapters known as spuds. Spuds come with multiple threaded options on the other end, and a copper seal for optimum sealing.

**VIEW ONLINE**




SCAN FOR INFO

or visit

[KOA.link/DMNPT](https://KOA.link/DMNPT)

Part Number	Size (in)	Steam Crimp (psi)	Weight Each (lbs)	Standard Carton
A-0808-MNPT	1/2	270	0.31	1
D-1212-MNPT	3/4	270	0.50	1
D-1616-MNPT	1	270	0.96	1
D-2020-MNPT	1 1/4	270	1.40	1
D-2424-MNPT	1 1/2	270	2.01	1
D-3232-MNPT	2	270	2.84	1

Because we continually examine ways to improve our products, we reserve the right to alter specifications or discontinue products without prior notice.



## WC Series

Hose-to-Hose Service

## WS Series

Hose-to-Tool Service

VIEW ONLINE



SCAN FOR INFO  
or visit  
[KOA.link/HOSE-SAFETY](https://KOA.link/HOSE-SAFETY)

### FEATURES AND ADVANTAGES

- Designed for use in air and steam applications.
- Safety cables minimize damage when there is an accidental separation of an assembly.
- Safety cables reach across the hose fittings providing a safety standby when used on assemblies.
- Spring-loaded loops on the ends of the cables open easily over the fittings or tools providing a firm grip on the hose.

### MATERIAL SPECIFICATIONS

- Wire Rods – Carbon Steel AISI(SAE) 1064.
- Crimp Material – ASTM B 221, Grade Aluminum 6063-T6.
- Spring – Carbon Steel ASTM A29, Grade 1060.
- Washer – Carbon Steel ASTM A29, Grade 1008.

Part Number	Hose ID Range (in)	Size (in)	Pressure Rating (psi)	Length (in)	Weight Each (lbs)	Standard Carton
WC-1	1/2 - 1 1/4	1/8	200	24	0.24	200
WC-2	1 1/2 - 3	1/4	200	38	1.15	50
WS-1	1/2 - 1 1/4	1/8	200	20	0.17	200
WS-2	1 1/2 - 3	1/4	200	38	0.95	50

VIEW OUR FULL LINE OF  
**STEAM HOSE & ACCESSORIES**

AT

**KOA.LINK/STEAM**



Because we continually examine ways to improve our products, we reserve the right to alter specifications or discontinue products without prior notice.






















# HYDRANT

## ADAPTERS & ACCESSORIES



### Index

	BCAP.....231		FMHN..... 232
	BHN..... 236		HYD..... 237
	BHYA.....231		GHG..... 237
	BRGHT..... 234		SW ..... 230
	BRGHT-FEM..... 234		SWDA..... 229
	BRGHT-M ..... 234		SWHA..... 229
	BRNPS..... 235		SWLA ..... 229
	BRNPS-FEM ..... 235		SWU ..... 230
	BRNPS-M ..... 235		Viper® VTE ..... 228
	DMHN..... 233		

Because we continually examine ways to improve our products, we reserve the right to alter specifications or discontinue products without prior notice.

VTE-1550



VTE-2510



## Viper® VTE Series Industrial Hose Nozzles

### GENERAL APPLICATIONS

- General plant wash-down service.
- Dust control.
- Wildland firefighting.

### CONSTRUCTION

- Composite housing with brass stem and rubber bumper.
- Female NST or NPSH threads.
- Fixed teeth.
- Available in Red or Black colors.

### FEATURES AND ADVANTAGES

- Adjustable flow control with twisting nozzle adjusts spray pattern from full stream to misting fog.
- Impact resistant, rubber bumpers protect nozzle from damage if dropped or dragged.
- Lightweight and compact design reduces worker fatigue.

### APPROVALS AND STANDARDS

The VIPER® VTE™ is National Fire Protection Association (NFPA) 1964 compliant and is manufactured in an ISO 9001 accredited facility. European Standards (EN) 15182-1 and EN15182-2 type 3 Certificates are available by request.

#### VIEW ONLINE



SCAN FOR INFO  
or visit  
[KOA.link/VTE](https://KOA.link/VTE)

Part Number	Model Number	Rigid Inlet (In)	Color	Nozzle Flow		Length		Weight (Each)	
				(gpm)	(lpm)	(in)	(cm)	(lbs)	(kg)
I150006C	VTE-1550	1 NST	Red	30	125	5.30	13	0.44	0.20
I150004C	VTE-1550	1 NPSH	Red	30	125	5.30	13	0.44	0.20
I150005C	VTE-1550	1 NST	Black	30	125	5.30	13	0.44	0.20
I150034	VTE-2510	1 1/2 NST	Red	95	360	5.90	15	0.66	0.30
I218950	VTE-2510	1 1/2 NPSH	Red	95	360	5.90	15	0.66	0.30
I150015	VTE-2510	1 1/2 NST	Black	95	360	5.90	15	0.66	0.30

**NOTE:** Please refer to the Kuriyama Fire Products™ Fire Nozzle Catalog or KuriyamaFire.com, for our complete line of fire nozzles for municipal and firefighting use.

Because we continually examine ways to improve our products, we reserve the right to alter specifications or discontinue products without prior notice.



SWHA

## SWHA Series

Heavy Duty Adjustable Hydrant Wrench



SWDA

## SWDA Series

Heavy Duty Adjustable Hydrant Wrench



SWLA

## SWLA Series

Adjustable Hydrant Wrench

**VIEW ONLINE**



SCAN FOR INFO

or visit

[KOA.link/Hydrant-Wrenches](https://KOA.link/Hydrant-Wrenches)

### FEATURES AND ADVANTAGES

- Designed to open and close hydrant caps and valves.
- Also can be used with rocker lug and pin lug style hose couplings.

### MATERIAL SPECIFICATIONS


- Ductile iron plated body ASTM A536, Grade 65-45-12.
- Plated carbon steel handle ASTM A29, Grade 1030.

Part Number	Size Range (in)	Handle Diameter (in)	Handle Length (in)	Weight Each (lbs)	Standard Carton
SWHA	1 1/2 - 6	0.875	15.75	4.41	12

Part Number	Size Range (in)	Handle Diameter (in)	Handle Length (in)	Weight Each (lbs)	Standard Carton
SWDA	1 1/2 - 6	0.875	15.75	4.79	12

Part Number	Size Range (in)	Handle Diameter (in)	Handle Length (in)	Weight Each (lbs)	Standard Carton
SWLA	1 1/2 - 3	0.750	14.25	2.93	12

Because we continually examine ways to improve our products, we reserve the right to alter specifications or discontinue products without prior notice.



**SW Series**  
Spanner Wrench

**SWU Series**  
Universal Spanner Wrench

**VIEW ONLINE**



SCAN FOR INFO  
or visit  
[KOA.link/Spanner-Wrenches](https://KOA.link/Spanner-Wrenches)

**FEATURES AND ADVANTAGES**

- Designed for use with male and female pin lug couplings .
- Used to tighten collar on pin lugs to provide a tight seal.


**MATERIAL SPECIFICATIONS**

- Ductile iron plated ASTM A536, Grade 65-45-12.

Part Number	Size (in)	Weight Each (lbs)	Standard Carton
SW150	1 1/2	0.44	100
SW200	2	0.60	100
SW300	3	0.99	50
SW400	4	1.30	40

Part Number	Size (in)	Weight Each (lbs)	Standard Carton
SWU	1 1/2 - 4 1/2	1.59	30

Because we continually examine ways to improve our products, we reserve the right to alter specifications or discontinue products without prior notice.



## BHYA Series Female to Male Brass Hydrant Adapter

## BCAP Series Brass Hydrant Cap

### FEATURES AND ADVANTAGES

- Designed for use in connection of hoses, nozzles, hydrants, pipes, or other fittings using NST, NPSH, or GHT threads.
- Made of heavy-duty brass material.
- Brass adapters are more durable and heat resistant than aluminum adapters.

### MATERIAL SPECIFICATIONS

- Brass ASTM B584, Grade C85700.

### VIEW ONLINE



SCAN FOR INFO

or visit

[KOA.link/BHYA-BCAP](https://KOA.link/BHYA-BCAP)

Part Number	Female Thread (in)	Male Thread (in)	PSI Rating at 70°F	Weight Each (lbs)	Standard Carton
BHYA-24ST12GH	1 1/2 NST	3/4 GHT	300	0.52	100
BHYA-40ST12GH	2 1/2 NST	3/4 GHT	300	1.16	50
BHYA-40ST16SH	2 1/2 NST	1 NPSH	300	1.03	50
BHYA-40ST24SH	2 1/2 NST	1 1/2 NPSH	300	1.00	40
BHYA-40ST32SH	2 1/2 NST	2 NPSH	300	1.07	40
BHYA-24ST24PT	1 1/2 NST	1 1/2 NPT	300	0.60	100
BHYA-40ST12PT	2 1/2 NST	3/4 NPT	300	0.90	50
BHYA-40ST16PT	2 1/2 NST	1 NPT	300	1.02	50
BHYA-40ST24PT	2 1/2 NST	1 1/2 NPT	300	0.91	40
BHYA-40ST32PT	2 1/2 NST	2 NPT	300	1.11	40
BHYA-40ST24ST	2 1/2 NST	1 1/2 NST	300	0.98	40
BHYA-48ST40ST	3 NST	2 1/2 NST	300	1.72	20
BHYA-24SH24ST	1 1/2 NPSH	1 1/2 NST	300	0.60	100
BHYA-48SH40ST	3 NPSH	2 1/2 NST	300	1.42	20
BHYA-24SH24PT	1 1/2 NPSH	1 1/2 NPT	300	0.60	100

Part Number	Size (in)	PSI Rating at 70°F	Weight Each (lbs)	Standard Carton
BCAP-24SH	1 1/2 NPSH	300	0.55	100
BCAP-24ST	1 1/2 NST	300	0.53	100
BCAP-40SH	2 1/2 NPSH	300	1.41	50
BCAP-40ST	2 1/2 NST	300	1.32	50

Because we continually examine ways to improve our products, we reserve the right to alter specifications or discontinue products without prior notice.



## FMHN Series

### Female to Male Brass Hex Nipple

#### FEATURES AND ADVANTAGES

- Designed for use in connection of hoses, nozzles, hydrants, pipes, or other fittings using NST, NPSH, or GHT threads.
- Made of heavy-duty brass material.
- Brass adapters are more durable and heat resistant than aluminum adapters.

#### MATERIAL SPECIFICATIONS

- Brass ASTM B584, Grade C85700.

#### VIEW ONLINE



SCAN FOR INFO

or visit

[KOA.link/FMHN](https://www.koacouplings.com/link/FMHN)

Part Number	Female Thread (in)	Male Thread (in)	PSI Rating at 70°F	Weight Each (lbs)	Standard Carton
FMHN-12GH16PT	3/4 GHT	1 NPT	300	0.25	200
FMHN-16PT12GH	1 NPT	3/4 GHT	300	0.26	100
FMHN-24PT24SH	1 1/2 NPT	1 1/2 NPSH	300	0.51	100
FMHN-40PT40SH	2 1/2 NPT	2 1/2 NPSH	300	1.33	20
FMHN-24PT24ST	1 1/2 NPT	1 1/2 NST	300	0.53	100
FMHN-40PT40ST	2 1/2 NPT	2 1/2 NST	300	1.20	25
FMHN-48PT40ST	3 NPT	2 1/2 NST	300	2.92	20
FMHN-16SH12GH	1 NPSH	3/4 GHT	300	0.25	100
FMHN-24SH24PT	1 1/2 NPSH	1 1/2 NPT	300	0.49	100
FMHN-24SH24ST	1 1/2 NPSH	1 1/2 NST	300	0.55	100
FMHN-40SH40ST	2 1/2 NPSH	2 1/2 NST	300	1.20	25
FMHN-24ST24PT	1 1/2 NST	1 1/2 NPT	300	0.44	100
FMHN-24ST24SH	1 1/2 NST	1 1/2 NPSH	300	0.49	100
FMHN-40ST32PT	2 1/2 NST	2 NPT	300	2.29	30
FMHN-40ST40PT	2 1/2 NST	2 1/2 NPT	300	1.76	20
FMHN-40ST48PT	2 1/2 NST	3 NPT	300	2.43	20
FMHN-40ST40SH	2 1/2 NST	2 1/2 NPSH	300	1.59	20
FMHN-40ST48ST	2 1/2 NST	3 NST	300	2.43	20
FMHN-48ST40ST	3 NST	2 1/2 NST	300	2.87	20

Because we continually examine ways to improve our products, we reserve the right to alter specifications or discontinue products without prior notice.



## DMHN Series

### Male to Male Brass Hex Nipple

#### FEATURES AND ADVANTAGES

- Designed for use in connection of hoses, nozzles, hydrants, pipes, or other fittings using NST, NPSH, or GHT threads.
- Made of heavy-duty brass material.
- Brass adapters are more durable and heat resistant than aluminum adapters.

#### MATERIAL SPECIFICATIONS

- Brass ASTM B584, Grade C85700.

#### VIEW ONLINE



SCAN FOR INFO

or visit

[KOA.link/DMHN](http://KOA.link/DMHN)

Part Number	Male Thread (in)	Male Thread (in)	PSI Rating at 70°F	Weight Each (lbs)	Standard Carton
DMHN-16PT12GH	1 NPT	3/4 GHT	300	0.26	200
DMHN-16PT16SH	1 NPT	1 NPSH	300	0.33	100
DMHN-24PT24SH	1 1/2 NPT	1 1/2 NPSH	300	0.52	100
DMHN-32PT32SH	2 NPT	2 NPSH	300	1.25	50
DMHN-40PT40SH	2 1/2 NPT	2 1/2 NPSH	300	1.03	25
DMHN-16PT16ST	1 NPT	1 NST	300	0.51	100
DMHN-24PT24ST	1 1/2 NPT	1 1/2 NST	300	0.48	100
DMHN-32PT40ST	2 NPT	2 1/2 NST	300	1.34	30
DMHN-40PT40ST	2 1/2 NPT	2 1/2 NST	300	1.26	25
DMHN-48PT40ST	3 NPT	2 1/2 NST	300	2.14	20
DMHN-24ST24ST	1 1/2 NST	1 1/2 NST	300	0.52	100
DMHN-48ST40ST	3 NST	2 1/2 NST	300	2.51	20
DMHN-24ST24SH	1 1/2 NST	1 1/2 NPSH	300	0.49	100


Because we continually examine ways to improve our products, we reserve the right to alter specifications or discontinue products without prior notice.



BRGHT



BRGHT-FEM



BRGHT-M

## BRGHT Series

Brass Garden Hose Fitting Set

## BRGHT-FEM Series

Brass Female Garden Hose Fitting

## BRGHT-M Series

Brass Male Garden Hose Fitting

### FEATURES AND ADVANTAGES

- Designed for use in connection of hoses, nozzles, hydrants, pipes, or other fittings using NST, NPSH, or GHT threads.
- Made of heavy-duty brass material.
- Brass adapters are more durable and heat resistant than aluminum adapters.

### MATERIAL SPECIFICATIONS

- Brass ASTM B124, Grade 37700.

View Up To Date Info



◀ SCAN OR VISIT  
[KOA.link/  
BRGHT](https://KOA.link/BRGHT)

Part Number	Thread Size (in)	Thread	Shank Size (in)	PSI Rating at 70°F	Weight Each (lbs)	Standard Carton
BRGHT050	3/4	GHT	1/2	150	0.25	180
BRGHT062	3/4	GHT	5/8	150	0.25	180
BRGHT075	3/4	GHT	3/4	150	0.25	180

Part Number	Female Thread Size (in)	Female Thread	Shank Size (in)	PSI Rating at 70°F	Weight Each (lbs)	Standard Carton
BRGHT-FEM050	3/4	GHT	1/2	150	0.12	360
BRGHT-FEM062	3/4	GHT	5/8	150	0.12	360
BRGHT-FEM075	3/4	GHT	3/4	150	0.12	360

Part Number	Male Thread Size (in)	Male Thread	Shank Size (in)	PSI Rating at 70°F	Weight Each (lbs)	Standard Carton
BRGHT-M050	3/4	GHT	1/2	150	0.13	360
BRGHT-M062	3/4	GHT	5/8	150	0.13	360
BRGHT-M075	3/4	GHT	3/4	150	0.13	360


Because we continually examine ways to improve our products, we reserve the right to alter specifications or discontinue products without prior notice.



BRNPS



BRNPS-FEM



BRNPS-M

## BRNPS Series

Brass Garden Hose Fitting Set

## BRNPS-FEM Series

Brass Female Garden Hose Fitting

## BRNPS-M Series

Brass Male Garden Hose Fitting

### FEATURES AND ADVANTAGES

- Designed for use in connection of hoses, nozzles, hydrants, pipes, or other fittings using NST, NPSH, or GHT threads.
- Made of heavy-duty brass material.
- Brass adapters are more durable and heat resistant than aluminum adapters.

### MATERIAL SPECIFICATIONS

- Brass ASTM B124, Grade 37700.

### VIEW ONLINE



SCAN FOR INFO

or visit

[KOA.link/BRNPS](http://KOA.link/BRNPS)

Part Number	Thread Size (in)	Thread	Shank Size (in)	PSI Rating at 70°F	Weight Each (lbs)	Standard Carton
BRNPS100	1	NPS	1	150	0.49	120

Part Number	Female Thread Size (in)	Female Thread	Shank Size (in)	PSI Rating at 70°F	Weight Each (lbs)	Standard Carton
BRNPS-FEM100	1	NPS	1	150	0.25	240

Part Number	Male Thread Size (in)	Male Thread	Shank Size (in)	PSI Rating at 70°F	Weight Each (lbs)	Standard Carton
BRGHT-M100	1	NPS	1	150	0.25	240

Because we continually examine ways to improve our products, we reserve the right to alter specifications or discontinue products without prior notice.



## BHN Series

### Brass Hose Nozzle

VIEW ONLINE



SCAN FOR INFO  
or visit  
[KOA.link/BHN](https://KOA.link/BHN)

#### FEATURES AND ADVANTAGES

- Designed for use in connection of hoses, nozzles, hydrants, pipes, or other fittings using NST, NPSH, or GHT threads.
- Made of heavy-duty brass material.
- Brass adapters are more durable and heat resistant than aluminum adapters.

#### MATERIAL SPECIFICATIONS

- Brass ASTM B124, Grade 37700.


Part Number	Female Thread Size (in)	Nozzle Hole Size (in)	Thread (in)	PSI Rating at 70°F	Weight Each (lbs)	Standard Carton
BHN-1206GH	3/4 GHT x 6	5/16	GHT	6	0.37	100
BHN-1206SH	3/4 NPSH x 6	5/16	NPSH	6	0.37	100
BHN-1608SH	1 NPSH x 8	5/16	NPSH	8	0.68	50
BHN-2010SH	1 1/4 NPSH x 10	7/16	NPSH	10	1.23	30
BHN-2410SH	1 1/2 NPSH x 10	1/2	NPSH	10	1.32	30
BHN-2410ST	1 1/2 NST x 10	1/2	NST	10	1.32	30
BHN-3212SH	2 NPSH x 12	13/16	NPSH	12	2.09	20
BHN-4012SH	2 1/2 NPSH x 12	13/16	NPSH	12	2.87	20
BHN-4012ST	2 1/2 NST x 12	13/16	NST	12	2.87	15

Because we continually examine ways to improve our products, we reserve the right to alter specifications or discontinue products without prior notice.



GHG

**GHG Series**  
EPDM Garden Hose Gasket



HYD

**HYD Series**  
EPDM Hydrant Hose Gasket

VIEW ONLINE



SCAN FOR INFO  
or visit  
[KOA.link/GHG-HYD](http://KOA.link/GHG-HYD)

Part Number	Size (in)	Thread	Weight Each (lbs)	Standard Carton
GHG075	3/4	GHT	0.003	100
GHG100	1	GHT	0.004	100





Part Number	Size (in)	Thread	Weight Each (lbs)	Standard Carton
HYD-ST150	1 1/2	NST	0.008	100
HYD-SH150	1 1/2	NPSH	0.008	100
HYD200	2	NST/NPSH	0.012	100
HYD-ST250	2 1/2	NST	0.017	100
HYD-SH250	2 1/2	NPSH	0.031	100
HYD300	3	NST/NPSH	0.031	100

Because we continually examine ways to improve our products, we reserve the right to alter specifications or discontinue products without prior notice.



## Index







### BANDING COILS

	BCCF™ .....	280
	BCWF™ .....	280
	BCRT™ .....	281
	BCYL™ .....	281

### BANDING SLEEVES

	SLV-DRP™ .....	282
	SLV-NDH™ .....	283
	SLV-VAP™ .....	283
	SLV-VLT™ .....	282

### CONQUEROR™ CONCRETE HOSE COUPLINGS

	CCAL .....	248
	CCFL .....	248
	CCFLVC .....	248
	CCG / CVG .....	249
	CHC-CA .....	247
	CHC-VS .....	247




### ENDURE™ PUSH-TO-CONNECT DOT AIR BRAKE FITTINGS

Assembly Instructions .....	268
-----------------------------	-----

### ENDURE™ PUSH-TO-CONNECT DOT AIR BRAKE FITTINGS (continued)

	Bulkhead Union .....	273
General Applications & Specifications .....	275	
	Female Straight .....	269
	Male Branch Tee Swivel .....	272
	Male Elbow 45° Swivel .....	271
	Male Elbow 90° .....	270
	Male Elbow 90° Swivel .....	270
	Male Run Tee Swivel .....	272
	Male Straight .....	269
	Union .....	273
	Union Elbow 90° .....	274
	Union Tee .....	274




### EXPANSION JOINTS

Features & Typical Applications .....	289	
	HTDRF .....	286
	HTDRU .....	287
	HTSRF .....	285
Physical Properties & Chemical Resistance .....	288	






Because we continually examine ways to improve our products, we reserve the right to alter specifications or discontinue products without prior notice.

**Index** (continued)

**FLANGES**

	CSPF .....	290
	CSRF .....	291
	CSRFTHD .....	292







**GROOVED END COUPLINGS, COMBINATION NIPPLES, & GASKETS**

	AL-LDHC.....	253
	GEC-B/GEC-E .....	250
	GEC-QRB/GEC-QRE .....	250
	GEG-BUNA/GEG-EPDM.....	251
	GEN.....	252

**HAMMER UNIONS**

	HUB206.....	245
	HUS.....	244
	HUT100 .....	242
	HUT200 .....	242
	HUT206.....	242
	HUT400 .....	243
	HUT602.....	243
	HUT1002 .....	244
	HUT1502 .....	244




**HOSE CUTTERS**

	HCLG.....	293
	HCLG-BLADE.....	293
	HCMD.....	293
	HCMD-BLADE .....	293
	HCRCT.....	293
	HCRCT-BLADE.....	293

**MISCELLANEOUS**

	ALFAMUFF - Muff Coupling .....	294
	ALFASEAL - Muff Flange Seal.....	294
	CRFHD-CS.....	246
	CRS-CS .....	246
	FV .....	279
	HA POLY .....	278
	Hose Cuffs.....	284
	Hose Menders, Ducting.....	253
	PPBV .....	278











**PUSH-ON FITTINGS**

	POFFIV .....	267
	POFFJS.....	265
	POFFJS - Dual Angle.....	265







Because we continually examine ways to improve our products, we reserve the right to alter specifications or discontinue products without prior notice.

**Index (continued)**

**PUSH-ON FITTINGS (continued)**

	POFFP .....	262
	POFFPS .....	263
	POFFSA .....	265
	POFMIV .....	267
	POFMJS .....	266
	POFMD .....	264
	POFMPE .....	264
	POFMP .....	262
	POFMPS .....	263
	POFMSA .....	266

**QUICK DISCONNECT COUPLINGS**

	QDAC-FC .....	276
	QDAC-HC .....	276
	QDAC-MC .....	276
	QDAP-FP .....	277
	QDAP-HP .....	277
	QDAP-MP .....	277










**SANDBLAST COUPLINGS & ACCESSORIES**

	NH-AL .....	255
	NH-BR Series .....	255

**SANDBLAST COUPLINGS & ACCESSORIES (continued)**

	Q-AL .....	254
	Q-BR .....	254
	Q-PI .....	254
	SB-AL .....	256
	SB-BR .....	256
	SBG / SRG .....	257
	USCL .....	257

**UNIVERSAL AIR HOSE COUPLINGS & ACCESSORIES**

	AHG .....	261
	BE .....	259
	FE .....	260
	FHE .....	259
	HC .....	261
	HE .....	258
	ME .....	260
	TWC .....	259
	USCL .....	261

Because we continually examine ways to improve our products, we reserve the right to alter specifications or discontinue products without prior notice.



**Hammer Unions**  
**HUT100 Series**  
Low Pressure Threaded Union  
**HUT200 Series**  
Low Pressure Threaded Union  
**HUT206 Series**  
Low Pressure Threaded Union

VIEW ONLINE



SCAN FOR INFO  
or visit  
[KOA.link/HUT-Low](http://KOA.link/HUT-Low)

**FEATURES AND ADVANTAGES**

- Applications include oil, gas, air, and water.
- Color-coded for easy identification.
- Unions are interchangeable with like products.
- CWP (Cold Working Pressure) is the maximum pressure at +70°F (+21°C).
- Figure 206 supplied with a Buna-N “O” Ring, which functions a secondary seal.

**MATERIAL SPECIFICATIONS – BODY**

- A-105/AISI 1020.

**MATERIAL SPECIFICATIONS – NUT**

- A-105/AISI 1020.

Part Number	Size (in)	CWP Rating at 70°F	Weight Each (lbs)	Standard Carton
HUT100-2	2	1000	5.29	6
HUT100-3	3	1000	11.60	5
HUT100-4	4	1000	17.75	3
HUT100-6	6	1000	44.40	1
HUT100-8	8	1000	69.90	1
HUT200-1	1	2000	1.55	30
HUT200-2	2	2000	4.55	12
HUT200-3	3	2000	11.70	5
HUT200-4	4	2000	19.00	3
HUT200-6	6	2000	44.40	1
HUT200-8	8	2000	71.45	1
HUT206-2	2	2000	4.60	12
HUT206-3	3	2000	11.80	5
HUT206-4	4	2000	19.10	3
HUT206-6	6	2000	45.00	1
HUT206-8	8	2000	66.00	1

Because we continually examine ways to improve our products, we reserve the right to alter specifications or discontinue products without prior notice.



## Hammer Unions

### HUT400 Series

Medium Pressure Threaded Union

### HUT602 Series

Medium Pressure Threaded Union

**VIEW ONLINE**



SCAN FOR INFO

or visit

[KOA.link/HUT-Med](https://KOA.link/HUT-Med)

**FEATURES AND ADVANTAGES**

- Applications include oil, gas, air, and water.
- Color-coded for easy identification.
- Unions are interchangeable with like products.
- CWP (Cold Working Pressure) is the maximum pressure at +70°F (+21°C).
- Figure 602 supplied with specially designed Buna-N lip type elastomer seal, which protects metal-to-metal sealing surfaces and reduces line flow turbulence.

**MATERIAL SPECIFICATIONS – BODY**

- AISI 1040.

**MATERIAL SPECIFICATIONS – NUT**

- AISI 1040.

Part Number	Size (in)	CWP Rating at 70°F	Weight Each (lbs)	Standard Carton
HUT400-2	2	4000	11.00	4
HUT400-3	3	4000	19.60	2
HUT400-4	4	4000	29.65	1
HUT602-1	1	6000	3.75	4
HUT602-2	2	6000	12.90	4
HUT602-3	3	6000	22.80	2
HUT602-4	4	6000	37.04	1

Because we continually examine ways to improve our products, we reserve the right to alter specifications or discontinue products without prior notice.



**Hammer Unions**  
**HUT1002 Series**  
High Pressure Threaded Union

**HUT1502 Series**  
High Pressure Threaded Union

**HUS Series**  
Lip Type Replacement Seal (Buna-N)

**VIEW ONLINE**



SCAN FOR INFO  
or visit  
[KOA.link/HUT-High](https://KOA.link/HUT-High)

**FEATURES AND ADVANTAGES**

- Applications include oil, gas, air, and water.
- Color-coded for easy identification.
- Unions are interchangeable with like products.
- CWP (Cold Working Pressure) is the maximum pressure at +70°F (+21°C).
- Supplied with specially designed Buna-N lip type elastomer seal, which protects metal-to-metal sealing surfaces and reduces line flow turbulence.

**MATERIAL SPECIFICATIONS – BODY**

- AISI 4130.

**MATERIAL SPECIFICATIONS – NUT**

- AISI 4130.

Part Number	Size (in)	CWP Rating at 70°F	Weight Each (lbs)	Standard Carton
HUT1002-2	2	10000	12.60	4
HUT1002-3	3	10000	22.60	2
HUT1002-4	4	10000	36.10	1
HUT1502-2	2	15000	18.96	2
HUT1502-3	3	15000	27.56	2

Part Number	Size (in)	Weight Each (lbs)	Standard Carton
HUS-2	2	0.100	1
HUS-3	3	0.150	1
HUS-4	4	0.200	1

Because we continually examine ways to improve our products, we reserve the right to alter specifications or discontinue products without prior notice.



## Hammer Unions (Barbed)

### HUB206 Series

Low Pressure Union

#### FEATURES AND ADVANTAGES

- Suitable for frac water and sand slurry applications.
- Interchangeable with all 206 style hammer unions.
- Versatility of barbs allow for use with interlocking crimp ferrules or crimp sleeves.
- Eliminates leak paths created with threaded fittings.

#### MATERIAL SPECIFICATIONS

- Hammer Union Nut (A-105/AISI 1020).
- Zinc plated machined malleable iron body.
- 400 PSI rating using heavy duty crimp ferrules (see page 246).
- 300 PSI rating using crimp sleeves (see page 246).
- Buna-N “O” Ring.

VIEW ONLINE



SCAN FOR INFO  
or visit

[KOA.link/HUB206](http://KOA.link/HUB206)

Part Number	Size (in)	CWP Rating at 70°F	Weight Each (lbs)	Standard Carton
HUB206-4	4	400/300	32.00	1

Because we continually examine ways to improve our products, we reserve the right to alter specifications or discontinue products without prior notice.



## CRFHD-CS Series

Carbon Steel Plated Heavy Duty Crimp Ferrules

VIEW ONLINE




SCAN FOR INFO

or visit

[KOA.link/CRFHD-CS](http://KOA.link/CRFHD-CS)

Part Number	Hose ID (in)	Ferrule ID (in)	Ferrule ID (mm)	Wall Thickness (in)	Wall Thickness (mm)	Length (in)	Length (mm)	Weight Each (lbs)	Std. Carton
CRFHD-CS40411	4	4.69	119.1	0.12	3	4.19	106.4	2.18	30
CRFHD-CS40413	4	4.81	122.2	0.12	3	4.19	106.4	2.28	30
CRFHD-CS40500	4	5.00	127.0	0.12	3	4.19	106.4	2.39	30
CRFHD-CS40501	4	5.06	128.5	0.12	3	4.19	106.4	2.45	30
CRFHD-CS40502	4	5.13	130.3	0.12	3	4.19	106.4	2.48	30
CRFHD-CS40503	4	5.19	131.8	0.12	3	4.19	106.4	2.52	30
CRFHD-CS40504	4	5.25	133.4	0.12	3	4.19	106.4	2.57	30



## CRS-CS Series

Carbon Steel Plated Crimp Sleeves

VIEW ONLINE




SCAN FOR INFO

or visit

[KOA.link/CRS-CS](http://KOA.link/CRS-CS)

Part Number	Sleeve ID (in)	Sleeve ID (mm)	Wall Thickness (in)	Wall Thickness (mm)	Length (in)	Length (mm)	Weight Each (lbs)	Std. Carton
CRS-CS40404	4.25	108.0	0.091	2.3	4.19	106.4	1.54	30
CRS-CS40406	4.38	111.3	0.091	2.3	4.19	106.4	1.56	30
CRS-CS40408	4.50	114.3	0.091	2.3	4.19	106.4	1.58	30
CRS-CS40411	4.68	118.9	0.091	2.3	4.19	106.4	1.61	30
CRS-CS40412	4.75	120.7	0.091	2.3	4.19	106.4	1.63	30
CRS-CS40413	4.81	122.2	0.091	2.3	4.19	106.4	1.65	30
CRS-CS40415	4.94	125.5	0.091	2.3	4.19	106.4	1.68	30
CRS-CS40500	5.00	127.0	0.091	2.3	4.19	106.4	1.72	30

Because we continually examine ways to improve our products, we reserve the right to alter specifications or discontinue products without prior notice.



**ALFAGOMMA®**  
**CONQUEROR™**  
Concrete Hose Couplings

**CHC-CA Series**

Conqueror™, California-Style End One-Piece Concrete Hose Couplings

**CHC-VS Series**

Conqueror™, Grooved End One-Piece Concrete Hose Couplings

**VIEW ONLINE**



SCAN FOR INFO  
or visit  
[KOA.link/CHC](http://KOA.link/CHC)

**FEATURES AND ADVANTAGES**

- One-piece design for secure connection.
- Beveled interior shank helps eliminate material build up.
- 1500 PSI working pressure.


**MATERIAL SPECIFICATIONS**

- Hardened steel for high abrasion resistance.

Beveled interior edge for enhanced product flow and to help eliminate instances of material build up.

Pre-attached ferrule for secure connection.

Hardened steel for high durability and impact resistance.



Part Number	Size (in)	Working Pressure (psi)	Weight Each (lbs)	Standard Carton
CHC-CA200 / CHC-VS200	2	1500	4.80 / 3.75	1
CHC-CA250 / CHC-VS250*	2 1/2	1500	4.65 / 5.51	1
CHC-CA300 / CHC-VS300	3	1500	8.02 / 6.61	1
CHC-CA400 / CHC-VS400	4	1500	12.81 / 11.46	1
CHC-CA500 / CHC-VS500	5	1500	19.00 / 16.53	1

\* NOTE: The CHC-VS250 ID size has a 2 1/2" stem to a 3" grooved end.



Because we continually examine ways to improve our products, we reserve the right to alter specifications or discontinue products without prior notice.



**ALFAGOMMA®**  
**CONQUEROR™**  
Concrete Hose Clamps

**CCFL Series**  
Fixed Tension Concrete Hose Clamp

**CCAL Series**  
Adjustable Tension Concrete Hose Clamp

**VIEW ONLINE**



SCAN FOR INFO  
or visit  
[KOA.link/CCxL](https://KOA.link/CCxL)

**FEATURES AND ADVANTAGES**

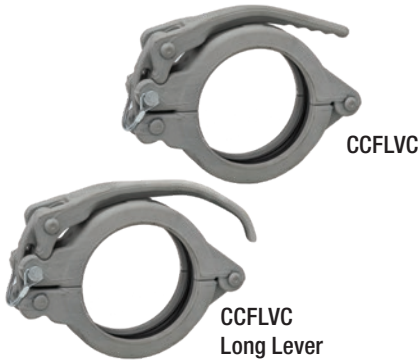
- For use with CHC-CA and CHC-VS series couplings.
- CCAL only – Adjustable depth mechanism allows for customization of locking strength.
- User-friendly ergonomic handles.
- Safety pin prevents accidental opening.
- Gasket included.

**MATERIAL SPECIFICATIONS**

- Durable steel construction.

Part Number	Size (in)	Working Pressure (psi)	Weight Each (lbs)
CCFL200HD	2	1233	4.85
CCFL250HD	2 1/2	2175	5.51
CCFL300HD	3	1233	6.17
CCFL400HD	4	1233	10.58
CCFL500HD	5	1233	12.35
CCAL200HD	2	1233	4.85
CCAL250HD	2 1/2	2175	5.51
CCAL300HD	3	1233	5.95
CCAL400HD	4	1233	10.36
CCAL500HD	5	1233	12.13
CCAL300VC	3	1450	6.39
CCAL400VC	4	1450	8.38

Because we continually examine ways to improve our products, we reserve the right to alter specifications or discontinue products without prior notice.



**ALFAGOMMA®**  
**CONQUEROR™**  
Concrete Hose Clamps

**CCFLVC Series**  
Fixed Lever / Adjustable Lever Hose Clamp  
Fixed Lever / Long Lever Hose Clamp

**VIEW ONLINE**

SCAN FOR INFO  
or visit  
[KOA.link/CCFLVC](http://KOA.link/CCFLVC)

**FEATURES AND ADVANTAGES**

- For use with CHC-VS series couplings.
- User-friendly ergonomic handles.
- Safety pin prevents accidental opening.
- Gasket included.

**MATERIAL SPECIFICATIONS**

- Durable steel construction.

Part Number	Size (in)	Working Pressure (psi)	Weight Each (lbs)
* CCFL200VC	2	1232	3.30
CCFL300VC	3	1450	5.25
CCFL400VC	4	1232	6.17
CCFL500VC	5	1232	8.37

\* **NOTE:** The CCFL200VC clamp comes with a longer lever.



**ALFAGOMMA®**  
**CONQUEROR™**  
**CCG / CVG Series**  
Concrete Hose Clamp Replacement Gaskets

**VIEW ONLINE**

SCAN FOR INFO  
or visit  
[KOA.link/CxG](http://KOA.link/CxG)

**FEATURES AND ADVANTAGES**

- For use with CCFL and CCAL series clamps.
- SBR Rubber compound provides abrasion and ozone resistance.

Part Number	Size (in)	Weight Each (lbs)
CCG200 / CVG200	2	0.09 / 0.10
CCG250	2 1/2	0.11
CCG300 / CVG300	3	0.13 / 0.17
CCG400 / CVG400	4	0.26 / 0.22
CCG500 / CVG500	5	0.31 / 0.26

Because we continually examine ways to improve our products, we reserve the right to alter specifications or discontinue products without prior notice.



GEC-B/GEC-E

## GEC-B/GEC-E Series

Grooved End Couplings

## GEC-QRB/GEC-QRE Series

Grooved Quick Release Couplings



GEC-QRB/GEC-QRE

VIEW ONLINE



SCAN FOR INFO  
or visit  
[KOA.link/GEC](https://KOA.link/GEC)

### FEATURES AND ADVANTAGES

- Connect together grooved end pipes or hose connections.
- Underwriters laboratories listed.
- Faster and easier than threaded, welded, or flanged connections.
- Quick-release version provides faster connecting and disconnecting hoses or pipes.
- Quick-release version is supplied with a steel safety clip to prevent accidental opening.
- Available with either Buna or EPDM gaskets.

### MATERIAL SPECIFICATIONS

- Ductile Iron body painted orange.
- Carbon Steel plated bolts and nuts.
- Carbon Steel plated safety clip.

### SERVICE TEMPERATURE RANGE:

- **BUNA Gasket** -40°F (-40°C) to +250°F (+121°C)
- **EPDM Gasket** -60°F (-51°C) to +300°F (+149°C)

Part Number (Buna Gasket)	Part Number (EPDM Gasket)	Size (in)	PSI Rating at 70°F	Weight Each (lbs)	Standard Carton
GEC-B200	GEC-E200	2	1000	2.50	15
GEC-B250	GEC-E250	2 1/2	1000	3.45	10
GEC-B300	GEC-E300	3	1000	3.80	10
GEC-B400	GEC-E400	4	1000	5.60	5
GEC-B600	GEC-E600	6	1000	10.05	4
GEC-B800	GEC-E800	8	800	19.55	2
GEC-B1000	GEC-E1000	10	800	26.15	1
GEC-B1200	GEC-E1200	12	800	30.65	1
GEC-QRB200	GEC-QRE200	2	300	0.308	1
GEC-QRB300	GEC-QRE300	3	300	0.771	1
GEC-QRB400	GEC-QRE400	4	300	0.889	1
GEC-QRB600	GEC-QRE600	6	300	10.050	4

Because we continually examine ways to improve our products, we reserve the right to alter specifications or discontinue products without prior notice.



## Grooved End Replacement Gaskets GEG-BUNA / GEG-EPDM Series

**SERVICE TEMPERATURE RANGE:**

- *BUNA Gasket* -40°F (-40°C) to +250°F (+121°C)
- *EPDM Gasket* -60°F (-51°C) to +300°F (+149°C)

**VIEW ONLINE**



👉 **SCAN FOR INFO**  
or visit  
[KOA.link/GEG](https://KOA.link/GEG)

Part Number (Buna)	Part Number (EPDM)	Size (in)	Weight Each (lbs)	Standard Carton
GEG-BUNA200	GEG-EPDM200	2	0.082	1
GEG-BUNA250	GEG-EPDM250	2 1/2	0.107	1
GEG-BUNA300	GEG-EPDM300	3	0.127	1
GEG-BUNA400	GEG-EPDM400	4	0.194	1
GEG-BUNA600	GEG-EPDM600	6	0.308	1
GEG-BUNA800	GEG-EPDM800	8	0.671	1
GEG-BUNA1000	GEG-EPDM1000	10	0.771	1
GEG-BUNA1200	GEG-EPDM1200	12	0.889	1

Because we continually examine ways to improve our products, we reserve the right to alter specifications or discontinue products without prior notice.



## Grooved End Combination Nipple

### GEN Series *(Plain Steel)*

Grooved End X Hose Shank

VIEW ONLINE



SCAN FOR INFO  
or visit  
[KOA.link/GEN](https://KOA.link/GEN)

#### FEATURES AND ADVANTAGES

- Versatile hose connector designed to connect to grooved end couplings and pipes.
- Frequently used in low pressure suction and discharge applications, and can be connected to many different types of strainers and couplings.
- Multi-serrated barb design allows for secure hose grip when properly clamped or crimped.

#### MATERIAL SPECIFICATIONS

- Complies with ASTM A53 B welded pipe.

Part Number	Size (in)	PSI Rating at 70°F	Weight Each (lbs)	Standard Carton
GEN100	1	125	0.58	100
GEN125	1 1/4	125	0.62	80
GEN150	1 1/2	125	0.86	60
GEN200	2	75	1.28	50
GEN250	2 1/2	75	2.03	20
GEN300	3	75	3.17	20
GEN400	4	75	3.88	12
GEN600	6	75	14.60	4
GEN800	8	50	19.73	2
GEN1000	10	50	26.14	1
GEN1200	12	50	39.82	1

Because we continually examine ways to improve our products, we reserve the right to alter specifications or discontinue products without prior notice.



## Grooved End Couplings

### AL-LDHC Series

Large Diameter Hose Coupling  
(designed for Tipsa layflat hoses)

VIEW ONLINE




SCAN FOR INFO  
or visit

[KOA.link/AL-LDHC](http://KOA.link/AL-LDHC)

#### FEATURES AND ADVANTAGES

- Lightweight aluminum with abrasion resistant anodized hard coating.
- Multiple collar segments evenly distribute pressure on the hose for even sealing.
- Locking Lip™ provides better coupling retention when compared with other designs.
- For use with large diameter layflat hoses.


**Don't risk a leak!**  
Unique Locking Lip™ design increases coupling retention.



#### MATERIAL SPECIFICATIONS

- Hard coat anodized aluminum.

Part Number	Size (in)	Working Pressure (psi) at 68°F	Burst Pressure (psi) at 68°F	Weight Each (lbs)	Standard Carton
AL-LDHC1000	10	200	600	41.20	1
AL-LDHC1200	12	200	600	57.30	1



## DHM-AL / DHM-SS Series

Ducting Hose Mender for URE-CL, URE-BK, UREH-CL, UREH-BK, VID-CL, and TMOD Series Hoses

VIEW ONLINE




SCAN FOR INFO  
or visit

[KOA.link/DHM](http://KOA.link/DHM)

Part Number	Material	Size (in)	Weight Each (lbs)
DHM-AL600	Aluminum	6	0.28
DHM-AL800		8	0.38
DHM-AL1000		10	0.49
DHM-AL1200		12	0.60
DHM-SS600	Stainless Steel	6	0.40
DHM-SS800		8	0.54
DHM-SS1000		10	0.68
DHM-SS1200		12	0.76

**NOTE:** Ducting menders to be used in conjunction with two bridge clamps.

Because we continually examine ways to improve our products, we reserve the right to alter specifications or discontinue products without prior notice.



## Sandblast Couplings & Accessories

### Two Lug Hose Couplings

**Q-AL Series (Aluminum)**

**Q-BR Series (Brass)**

**Q-PI Series (Plated iron)**

**VIEW ONLINE**



SCAN FOR INFO  
or visit  
[KOA.link/Q-X](https://KOA.link/Q-X)

#### FEATURES AND ADVANTAGES

- Couplings designed specifically for sandblast hoses.
- Two claw couple design for quick connection.
- Available in aluminum, brass and plated iron.
- Available in both standard and full flow design. Full flow design removes air restrictions present in the standard design, and increases PSI available to the nozzle.
- Sheet metal screws supplied with each.

#### MATERIAL SPECIFICATIONS

- Aluminum – ASTM B26, Grade 713.
- Brass – ASTM B584, Grade C85700.
- Ductile Iron Plated – ASTM A536, Grade 65/45/12.

Part Number	Hose ID (in)	Hose OD (in)	PSI Rating at 70°F	Gasket	Flow Size	Weight Each (lbs)	Standard Carton
Q-AL050	1/2	1 1/16	150	SBG	STD	0.15	6
Q-AL1	3/4	1 1/2	150	SBG	STD	0.36	6
Q-AL2	1, 1 1/4	1 7/8	150	SBG	STD	0.36	6
Q-AL3	1 1/4	2 5/32	150	SBG	STD	0.66	6
Q-AL4	1 1/2	2 3/8	150	SBG	STD	0.88	6
Q-AL5	1 1/2	2 3/8	150	SRG-2	FULL	1.10	6
Q-AL6	2	2 7/8	150	SRG-2	FULL	1.45	6
Q-BR1	3/4	1 1/2	175	SBG	STD	1.06	6
Q-BR2	1, 1 1/4	1 7/8	175	SBG	STD	1.12	6
Q-BR3	1 1/4	2 5/32	175	SBG	STD	1.94	6
Q-BR4	1 1/2	2 3/8	175	SBG	STD	2.64	6
Q-BR5	1 1/2	2 3/8	175	SRG-2	FULL	3.50	6
Q-BR6	2	2 7/8	175	SRG-2	FULL	4.75	6
Q-PI1	3/4	1 1/2	175	SBG	STD	0.98	10
Q-PI2	1, 1 1/4	1 7/8	175	SBG	STD	1.02	10
Q-PI3	1 1/4	2 5/32	175	SBG	STD	1.84	10
Q-PI4	1 1/2	2 3/8	175	SBG	STD	2.38	10

Because we continually examine ways to improve our products, we reserve the right to alter specifications or discontinue products without prior notice.



NH-AL



NH-BR

## Sandblast Couplings & Accessories *Nozzle Holders*

### NH-AL Series (*Aluminum*)

### NH-BR Series (*Brass*)

#### MATERIAL SPECIFICATIONS

- Aluminum – ASTM B26, Grade 713.
- Brass – ASTM B584, Grade C85700.

#### VIEW ONLINE




SCAN FOR INFO  
or visit  
[KOA.link/NH-xx](http://KOA.link/NH-xx)

Part Number	Hose ID (in)	Hose OD (in)	PSI Rating at 70°F	NPS Thread Size (in)	Weight Each (lbs)	Standard Carton
NH-AL050	1/2	1 1/16	150	3/4	0.15	6
NH-AL1	3/4	1 1/2	150	1 1/4	0.30	6
NH-AL2	1, 1 1/4	1 7/8	150	1 1/4	0.36	6
NH-AL3	1 1/4	2 5/32	150	1 1/4	0.52	6
NH-AL4	1 1/2	2 3/8	150	1 1/4	0.98	6

Part Number	Hose ID (in)	Hose OD (in)	PSI Rating at 70°F	NPS Thread Size (in)	Weight Each (lbs)	Standard Carton
NH-BR1	3/4	1 1/2	175	1 1/4	0.94	6
NH-BR2	1, 1 1/4	1 7/8	175	1 1/4	1.02	6
NH-BR3	1 1/4	2 5/32	175	1 1/4	1.58	6
NH-BR4	1 1/2	2 3/8	175	1 1/4	2.96	6

Because we continually examine ways to improve our products, we reserve the right to alter specifications or discontinue products without prior notice.



## Sandblast Couplings & Accessories

### Two Lug Threaded Couplings

### SB-AL Series (Aluminum)

### SB-BR Series (Brass)

#### MATERIAL SPECIFICATIONS

- Aluminum – ASTM B26, Grade 713.
- Brass – ASTM B584, Grade C85700.

#### VIEW ONLINE



SCAN FOR INFO  
or visit  
[KOA.link/SB-X](http://KOA.link/SB-X)

Part Number	Hose ID (in)	Hose OD (in)	PSI Rating at 70°F	Gasket	Flow Size	NPT Thread Size (in)	Weight Each (lbs)	Standard Carton
SB-AL1	3/4	1 1/2	150	SBG	STD	1 1/4	0.34	6
SB-AL2	1	1 7/8	150	SBG	STD	1 1/2	0.28	6
SB-AL3	1 1/4	2 3/8	150	SRG-2	Full	1 1/2	1.05	6
SB-BR1	3/4	1 1/2	175	SBG	STD	1 1/4	1.02	6
SB-BR2	1	1 7/8	175	SBG	STD	1 1/2	0.84	6
SB-BR3	1 1/4	2 3/8	175	SRG-2	Full	1 1/2	3.05	6
SB-BR6	2	2 7/8	175	SRG-2	Full	2	4.20	6

Because we continually examine ways to improve our products, we reserve the right to alter specifications or discontinue products without prior notice.



## Sandblast Couplings & Accessories

### SBG/SRG Series

Replacement Gasket for Sandblast Coupling

VIEW ONLINE



SCAN FOR INFO  
or visit  
[KOA.link/SBG-SRG](https://KOA.link/SBG-SRG)

#### FEATURES AND ADVANTAGES

- For both standard and full flow couplings.

#### MATERIAL SPECIFICATIONS

- Buna-N

#### SERVICE TEMPERATURE RANGE

-60°F (-51°C) to +220°F (+104°C)

Part Number	Size	Weight Each (lbs)	Standard Carton
SBG	Standard Flow	0.032	10
SRG-2	Full Flow	0.063	10

**NOTE:** Sold in standard carton quantity only.



## USCL Series

Carbon Steel Safety Clip with Lanyard

VIEW ONLINE




SCAN FOR INFO  
or visit  
[KOA.link/USCL](https://KOA.link/USCL)

Part Number	Weight Each (lbs)	Standard Carton
USCL	0.025	10

**NOTE:** Sold in standard carton quantity only.

Because we continually examine ways to improve our products, we reserve the right to alter specifications or discontinue products without prior notice.



## Universal Air Hose Couplings & Accessories

### HE Series Hose Coupling

**⚠ WARNING:** Not for use  
in steam applications

**VIEW ONLINE**



🔍 **SCAN FOR INFO**  
or visit  
[KOA.link/HE](https://KOA.link/HE)

#### FEATURES AND ADVANTAGES

- Applications include compressed air systems and pneumatic tools.
- Available in both two lug and four lug styles for quick connecting.
- Designed for compressed air and water service only.

#### MATERIAL SPECIFICATIONS

- ASTM A27, Grade 1030 Zinc Plated Carbon Steel.
- Complies with Mil-Spec A-A-59553.

Part Number	Hose ID Size (in)	Style	Gasket	PSI Rating at 70°F	Weight Each (lbs)	Standard Carton
HE-38	3/8	2 Lug	AHG-75	150	0.44	25
HE-50	1/2	2 Lug	AHG-75	150	0.48	25
HE-75	3/4	2 Lug	AHG-75	150	0.56	25
HE-100	1	2 Lug	AHG-75	150	0.64	25
HE-125	1 1/4	4 Lug	AHG-100	150	1.70	10
HE-150	1 1/2	4 Lug	AHG-100	150	1.80	10
HE-200	2	4 Lug	AHG-100	150	2.00	10

Because we continually examine ways to improve our products, we reserve the right to alter specifications or discontinue products without prior notice.

## Universal Air Hose Couplings & Accessories



### FHE Series Hose Coupling Crimp

**⚠ WARNING:** Not for use in steam applications

VIEW ONLINE



SCAN FOR INFO  
or visit  
[KOA.link/FHE](http://KOA.link/FHE)


#### FEATURES AND ADVANTAGES

- Applications include compressed air systems and pneumatic tools.
- Available in both two lug and four lug styles for quick connecting.
- Designed for compressed air and water service only.

#### MATERIAL SPECIFICATIONS

- ASTM A27, Grade 1030 Zinc Plated Carbon Steel.
- Complies with Mil-Spec A-A-59553.

Part Number	Hose ID Size (in)	Hose OD (in)	Style	Gasket	PSI Rating at 70°F	Weight Each (lbs)	Standard Carton
FHE-50	1/2	27/32 - 1 1/32	2 Lug	AHG-75	150	0.50	20
FHE-75	3/4	1 1/16 - 1 11/32	2 Lug	AHG-75	150	0.60	20
FHE-100	1	1 9/32 - 1 17/32	2 Lug	AHG-75	150	0.66	20
FHE-101	1	1 15/32 - 1 23/32	2 Lug	AHG-75	150	0.66	20



### TWC Series Three Way Connector

**⚠ WARNING:** Not for use in steam applications

### BE Series Blank End

VIEW ONLINE



SCAN FOR INFO  
or visit  
[KOA.link/TWC-BE](http://KOA.link/TWC-BE)

#### FEATURES AND ADVANTAGES


- Applications include compressed air systems and pneumatic tools.
- Available in both two lug and four lug styles for quick connecting.
- Designed for compressed air and water service only.

#### MATERIAL SPECIFICATIONS

- ASTM A27, Grade 1030 Zinc Plated Carbon Steel.
- Complies with Mil-Spec A-A-59553.

Part Number	Style	Gasket	PSI Rating at 70°F	Weight Each (lbs)	Standard Carton
TWC	2 Lug	AHG-75	150	0.9	12
BE	2 Lug	AHG-75	150	0.52	25

Because we continually examine ways to improve our products, we reserve the right to alter specifications or discontinue products without prior notice.



FE



ME

## Universal Air Hose Couplings & Accessories

**FE Series**  
Female Threaded Coupling

**⚠ WARNING:** Not for use in steam applications

**ME Series**  
Male Threaded Coupling

**VIEW ONLINE**



🔍 **SCAN FOR INFO**  
or visit

[KOA.link/FE-ME](https://KOA.link/FE-ME)

### FEATURES AND ADVANTAGES

- Applications include compressed air systems and pneumatic tools.
- Available in both two lug and four lug styles for quick connecting.
- Designed for compressed air and water service only.

### MATERIAL SPECIFICATIONS

- ASTM A27, Grade 1030 Zinc Plated Carbon Steel.
- Complies with Mil-Spec A-A-59553.

Part Number	Female Thread Size (in)	Style	Gasket	PSI Rating at 70°F	Weight Each (lbs)	Standard Carton
FE-25	1/4	2 Lug	AHG-75	150	0.32	25
FE-38	3/8	2 Lug	AHG-75	150	0.33	25
FE-50	1/2	2 Lug	AHG-75	150	0.44	25
FE-75	3/4	2 Lug	AHG-75	150	0.48	25
FE-100	1	2 Lug	AHG-75	150	0.52	25
FE-125	1 1/4	4 Lug	AHG-100	150	0.90	10
FE-150	1 1/2	4 Lug	AHG-100	150	1.00	10
FE-200	2	4 Lug	AHG-100	150	1.20	10

Part Number	Male Thread Size (in)	Style	Gasket	PSI Rating at 70°F	Weight Each (lbs)	Standard Carton
ME-25	1/4	2 Lug	AHG-75	150	0.36	25
ME-38	3/8	2 Lug	AHG-75	150	0.40	25
ME-50	1/2	2 Lug	AHG-75	150	0.44	25
ME-75	3/4	2 Lug	AHG-75	150	0.48	25
ME-100	1	2 Lug	AHG-75	150	0.60	25

Because we continually examine ways to improve our products, we reserve the right to alter specifications or discontinue products without prior notice.



## Universal Air Hose Couplings & Accessories

### HC Series 2-Bolt Interlocking Hose Clamp

**⚠ WARNING:** Not for use in steam applications

VIEW ONLINE



SCAN FOR INFO  
or visit  
[KOA.link/HC](https://KOA.link/HC)

#### FEATURES AND ADVANTAGES

- Applications include compressed air systems and pneumatic tools.
- Available in both two lug and four lug styles for quick connecting.
- Designed for compressed air and water service only.

#### MATERIAL SPECIFICATIONS

- ASTM A27, Grade 1030 Zinc Plated Carbon Steel.
- Complies with Mil-Spec A-A-59553.
- Gasket – Buna-N.

Part Number	Size Range (in)	Weight Each (lbs)	Maximum Torque (ft. lbs)	Standard Carton
HC-38	11/16 - 3/4	0.20	6	25
HC-50	1 - 1 1/8	0.32	6	25
HC-75	1 1/8 - 1 5/16	0.56	12	25
HC-101	1 5/16 - 1 1/2	1.05	21	25
HC-100	1 17/32 - 1 21/32	0.72	21	25



## USCL Series Carbon Steel Safety Clip with Lanyard

VIEW ONLINE



SCAN FOR INFO  
or visit  
[KOA.link/USCL](https://KOA.link/USCL)

Part Number	Weight Each (lbs)	Standard Carton
USCL	0.025	10

**NOTE:** Sold in standard carton quantity only.



## AHG Series Replacement Gasket for Universal Couplings

VIEW ONLINE




SCAN FOR INFO  
or visit  
[KOA.link/AHG](https://KOA.link/AHG)

Part Number	Size Range (in)	Weight Each (lbs)	Standard Carton
AHG-75	1/2 - 1	0.01	10
AHG-100	1 1/4 - 2	0.02	10

**NOTE:** Sold in standard carton quantity only.

Because we continually examine ways to improve our products, we reserve the right to alter specifications or discontinue products without prior notice.




POFMP

## Push-On Fittings

### POFMP Series

Male Pipe x Push-On Barb



POFFP

### POFFP Series

Female Pipe x Push-On Barb

**VIEW ONLINE**



SCAN FOR INFO  
or visit  
[KOA.link/  
POFMP-POFFP](http://KOA.link/POFMP-POFFP)

#### FEATURES AND ADVANTAGES

- Couplings designed specifically for use with push-on type hoses.
- Push-On fittings will lock on the hose without the use of clamps or ferrules.
- Applications include low-pressure air, fuel, water, oil, and lubrication lines.


#### MATERIAL SPECIFICATIONS

- Brass – ASTM B124, Grade C37700.

Part Number	Size (in)	Fitting Size (in)	Thread Type	Thread (in-TPI)	PSI Rating at 70°F	Weight Each (lbs)	Standard Carton
POFMP-0402	1/4	1/8	NPTF	1/8 - 27	150	0.031	100
POFMP-0404	1/4	1/4	NPTF	1/4 - 18	150	0.044	100
POFMP-0406	1/4	3/8	NPTF	1/4 - 18	150	0.055	50
POFMP-0604	3/8	1/4	NPTF	1/4 - 18	150	0.053	50
POFMP-0606	3/8	3/8	NPTF	3/8 - 18	150	0.071	50
POFMP-0608	3/8	1/2	NPTF	1/2 - 14	150	0.119	25
POFMP-0808	1/2	1/2	NPTF	1/2 - 14	150	0.121	25
POFMP-1008	5/8	1/2	NPTF	1/2 - 14	150	0.143	25
POFMP-1012	5/8	3/4	NPTF	3/4 - 14	150	0.190	25
POFMP-1208	3/4	1/2	NPTF	1/2 - 14	150	1.960	25
POFMP-1212	3/4	3/4	NPTF	3/4 - 14	150	1.940	25

Part Number	Size (in)	Fitting Size (in)	Thread Type	Thread (in-TPI)	PSI Rating at 70°F	Weight Each (lbs)	Standard Carton
POFFP-0402	1/4	1/8	NPTF	1/8 - 27	150	0.029	100
POFFP-0404	1/4	1/4	NPTF	1/4 - 18	150	0.049	100
POFFP-0604	3/8	1/4	NPTF	1/4 - 18	150	0.055	50
POFFP-0606	3/8	3/8	NPTF	3/8 - 18	150	0.064	50
POFFP-0806	1/2	3/8	NPTF	3/8 - 18	150	0.077	50
POFFP-0808	1/2	1/2	NPTF	1/2 - 14	150	0.099	25
POFFP-1008	5/8	1/2	NPTF	1/2 - 14	150	0.119	25
POFFP-1212	3/4	3/4	NPTF	3/4 - 14	150	0.234	25


Because we continually examine ways to improve our products, we reserve the right to alter specifications or discontinue products without prior notice.



## Push-On Fittings

### POFMPS Series

Male Pipe Swivel x Push-On Barb



### POFFPS Series

Female Pipe Swivel x Push-On Barb

**VIEW ONLINE**



SCAN FOR INFO

or visit

[KOA.link/](http://KOA.link/POFMPS-POFFPS)

[POFMPS-POFFPS](http://KOA.link/POFMPS-POFFPS)

#### FEATURES AND ADVANTAGES

- Couplings designed specifically for use with push-on type hoses.
- Push-On fittings will lock on the hose without the use of clamps or ferrules.
- Applications include low-pressure air, fuel, water, oil, and lubrication lines.

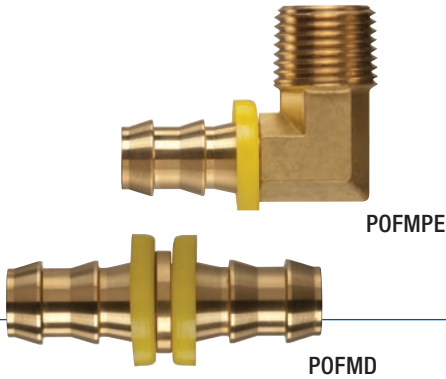
#### MATERIAL SPECIFICATIONS

- Brass – ASTM B124, Grade C37700.

Part Number	Size (in)	Thread Type	Thread (in-TPI)	PSI Rating at 70°F	Weight Each (lbs)	Standard Carton
POFMPS-0404	1/4	NPTF	1/4 - 18	150	0.062	50
POFMPS-0606	3/8	NPTF	3/8 - 18	150	0.090	25
POFMPS-0808	1/2	NPTF	1/2 - 14	150	0.143	25
POFMPS-1212	3/4	NPTF	3/4 - 14	150	0.249	25

Part Number	Size (in)	Thread Type	Thread (in-TPI)	PSI Rating at 70°F	Weight Each (lbs)	Standard Carton
POFFPS-0404	1/4	NPTF	1/4 - 18	150	0.060	50
POFFPS-0606	3/8	NPTF	3/8 - 18	150	0.093	50
POFFPS-0808	1/2	NPTF	1/2 - 14	150	0.117	50
POFFPS-1212	3/4	NPTF	3/4 - 14	150	0.214	25

Because we continually examine ways to improve our products, we reserve the right to alter specifications or discontinue products without prior notice.



## Push-On Fittings

### POFMPE Series

Male Pipe 90° Elbow x Push-On Barb

### POFMD Series

Hose Mender

**VIEW ONLINE**



SCAN FOR INFO

or visit

[KOA.link/  
POFMPE-POFMD](http://KOA.link/POFMPE-POFMD)

#### FEATURES AND ADVANTAGES

- Couplings designed specifically for use with push-on type hoses.
- Push-On fittings will lock on the hose without the use of clamps or ferrules.
- Applications include low-pressure air, fuel, water, oil, and lubrication lines.


#### MATERIAL SPECIFICATIONS

- Brass – ASTM B124, Grade C37700.

Part Number	Size (in)	Thread Type	Thread (in-TPI)	PSI Rating at 70°F	Weight Each (lbs)	Standard Carton
POFMPE-0404	1/4	NPTF	1/4 - 18	150	0.062	50
POFMPE-0606	3/8	NPTF	3/8 - 18	150	0.088	25
POFMPE-0808	1/2	NPTF	1/2 - 14	150	0.165	25
POFMPE-1212	3/4	NPTF	3/4 - 14	150	0.293	25

Part Number	Size (in)	PSI Rating at 70°F	Weight Each (lbs)	Standard Carton
POFMD-0404	1/4	150	0.026	100
POFMD-0606	3/8	150	0.046	50
POFMD-0808	1/2	150	0.073	50
POFMD-1010	5/8	150	0.130	25
POFMD-1212	3/4	150	0.159	25

Because we continually examine ways to improve our products, we reserve the right to alter specifications or discontinue products without prior notice.



POFFJS



POFFJS  
Dual Angle



POFFSA

## Push-On Fittings

### POFFJS Series

Female JIC 37° Flare Swivel x Push-On Barb

Female JIC 37°/SAE 45° Flare Swivel x Push-On Barb,  
Dual Angle 1/4", 1/2", 5/8"

### POFFSA Series

Female SAE 45° Flare Swivel x Push-On Barb

VIEW ONLINE



SCAN FOR INFO

or visit

[KOA.link/](http://KOA.link/POFFJS-POFFSA)

[POFFJS-POFFSA](http://KOA.link/POFFJS-POFFSA)

#### FEATURES AND ADVANTAGES

- Couplings designed specifically for use with push-on type hoses.
- Push-On fittings will lock on the hose without the use of clamps or ferrules.
- Applications include low-pressure air, fuel, water, oil, and lubrication lines.


#### MATERIAL SPECIFICATIONS

- Brass – ASTM B124, Grade C37700.


Part Number	Size (in)	Thread Type	Thread (in-TPI)	PSI Rating at 70°F	Weight Each (lbs)	Standard Carton
POFFJS-0606	3/8	UNF	9/16 - 18	300	0.064	50
POFFJS-1212	3/4	UNF	1 1/16 - 12	300	0.220	25
POFFJS-0404	1/4	UNF	7/16 - 20	300	0.040	100
POFFJS-0808	1/2	UNF	3/4 - 16	300	0.097	25
POFFJS-0810	1/2	UNF	7/8 - 14	300	0.130	25
POFFJS-1010	5/8	UNF	7/8 - 14	300	0.172	25

Part Number	Size (in)	Thread Type	Thread (in-TPI)	PSI Rating at 70°F	Weight Each (lbs)	Standard Carton
POFFSA-0606	3/8	UNF	9/16 - 18	300	0.071	100
POFFSA-1212	3/4	UNF	1 1/16 - 12	300	0.262	25

Because we continually examine ways to improve our products, we reserve the right to alter specifications or discontinue products without prior notice.



POFMSA



POFMJS

## Push-On Fittings

### POFMSA Series

Male SAE 45° Flare x Push-On Barb

### POFMJS Series

Male JIC 37° Flare x Push-On Barb

**VIEW ONLINE**



SCAN FOR INFO

or visit

[KOA.link/  
POFMSA-POFMJS](http://KOA.link/POFMSA-POFMJS)

#### FEATURES AND ADVANTAGES

- Couplings designed specifically for use with push-on type hoses.
- Push-On fittings will lock on the hose without the use of clamps or ferrules.
- Applications include low-pressure air, fuel, water, oil, and lubrication lines.


#### MATERIAL SPECIFICATIONS

- Brass – ASTM B124, Grade C37700.

Part Number	Size (in)	Thread Type	Thread (in-TPI)	PSI Rating at 70°F	Weight Each (lbs)	Standard Carton
POFMSA-0404	1/4	UNF	7/16 - 20	300	0.029	100
POFMSA-0606	3/8	UNF	9/16 - 18	300	0.071	50
POFMSA-0808	1/2	UNF	3/4 - 16	300	0.112	50

Part Number	Size (in)	Thread Type	Thread (in-TPI)	PSI Rating at 70°F	Weight Each (lbs)	Standard Carton
POFMJS-0404	1/4	UNF	7/16 - 20	300	0.035	100
POFMJS-0606	3/8	UNF	9/16 - 18	300	0.060	50
POFMJS-0808	1/2	UNF	3/4 - 16	300	0.121	50
POFMJS-1212	3/4	UNF	1 1/16 - 12	300	0.291	25

Because we continually examine ways to improve our products, we reserve the right to alter specifications or discontinue products without prior notice.




POFMIV

## Push-On Fittings

### POFMIV Series

Male Inverted Flare Swivel x Push-On Barb



POFFIV

### POFFIV Series

Female Inverted Flare Swivel x Push-On Barb

#### VIEW ONLINE



SCAN FOR INFO  
or visit  
[KOA.link/  
POFMIV-POFFIV](https://KOA.link/POFMIV-POFFIV)

#### FEATURES AND ADVANTAGES

- Couplings designed specifically for use with push-on type hoses.
- Push-On fittings will lock on the hose without the use of clamps or ferrules.
- Applications include low-pressure air, fuel, water, oil, and lubrication lines.

#### MATERIAL SPECIFICATIONS

- Brass – ASTM B124, Grade C37700.

Part Number	Hose Size (in)	Fitting Size (in)	Thread Type	Thread (in-TPI)	PSI Rating at 70°F	Weight Each (lbs)	Standard Carton
POFMIV-0404	1/4	1/4	UNF	7/16 - 24	300	0.031	100
POFMIV-0405	1/4	5/16	UNF	1/2 - 20	300	0.037	100
POFMIV-0606	3/8	3/8	UNF	5/8 - 18	300	0.071	100
POFMIV-0808	1/2	1/2	UNF	3/4 - 16	300	0.106	50
POFMIV-1010	5/8	5/8	UNF	7/8 - 14	300	0.148	25

Part Number	Hose Size (in)	Fitting Size (in)	Thread Type	Thread (in-TPI)	PSI Rating at 70°F	Weight Each (lbs)	Standard Carton
POFFIV-0404	1/4	1/4	UNF	7/16 - 24	300	0.024	100
POFFIV-0405	1/4	5/16	UNF	1/2 - 20	300	0.026	100
POFFIV-0606	3/8	3/8	UNF	5/8 - 18	300	0.053	50
POFFIV-0808	1/2	1/2	UNF	3/4 - 16	300	0.079	25

Because we continually examine ways to improve our products, we reserve the right to alter specifications or discontinue products without prior notice.

# *Kuri Tec*™ **ENDURE**™ Push-To-Connect DOT Air Brake Fittings

## GENERAL APPLICATIONS

- Pneumatic circuits for truck and trailers: air suspension, braking systems, transmissions, locking doors and windows, seat adjustment, instrumentation, air conditioning systems, horn, wiper motors, valves, cylinders and accessories.
- Suitable for all air assisted applications except those designed for use between frame and axle or between towed and towing vehicles.

## CONSTRUCTION

Brass housing with polyethylene holding ring and nitrile (NBR) seals.

## RECOMMENDED TUBING

Designed to work with Endure™ Air Brake tubing or other tubing that complies with DOT FMVSS 106 and meets the performance requirements of SAE J844.

## MAX. PRESSURE

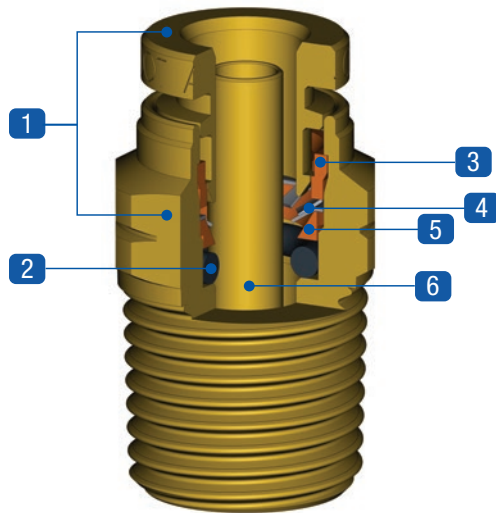
290 PSI

## VACUUM RATING

29 Hg (in)

## SERVICE TEMPERATURE RANGE

-58°F (-50°C) to +212°F (+100°C)



## AVAILABLE FITTING SIZES

Tubing Size	NPTF				
	1/8"	1/4"	3/8"	1/2"	3/4"
1/4"	X	X	X		
3/8"	X	X	X	X	
1/2"		X	X	X	
5/8"			X	X	X
3/4"				X	X

## PART NUMBERING SYSTEM

### DOT-BR MC-06 04

Endure™ DOT Brass

- 1 Body and Release** – Brass UNI EN 12164 CW614N - UNI EN 12165 CW617N
- 2 Seals** – NBR (Low Temperature)
- 3 Holding Ring** – Resin (PEI)
- 4 Gripping Collet** – Stainless Steel AISI 301
- 5 Protection Ring** – Resin (PEI)
- 6 Tube** – Tube Support (in)

Fitting Style	
MC	Male Connector
FC	Female Connector
ME90	Male Elbow 90°
ME90S	Male Elbow 90° Swivel
ME45S	Male Elbow 45° Swivel
MBTS	Male Branch Tee Swivel
MRTS	Male Run Tee Swivel
UN	Union
BH	Bulk Head Union
UNE90	Union Elbow 90°
UNT	Union Tee


Size: Tube	
04	1/4"
06	3/8"
08	1/2"
10	5/8"
12	3/4"

Size: NPT/Tube	
02	1/8"
04	1/4"
06	3/8"
08	1/2"
10	5/8"
12	3/4"

Because we continually examine ways to improve our products, we reserve the right to alter specifications or discontinue products without prior notice.

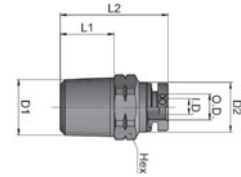
**Kuri Tec® ENDURE™**  
Push-To-Connect DOT Air Brake Fittings –  
Straight

VIEW ONLINE



SCAN FOR INFO | or visit [KOA.link/Straight](http://KOA.link/Straight)

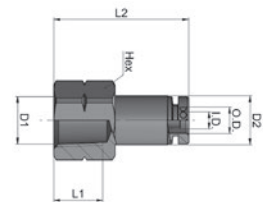
**DOT-BRMC Series**  
Male Straight



Part Number	Description	Tube OD (in)	Tube <sup>†</sup> ID (in)	D1 NPTF (in)	D2 (in)	L1 (in)	L2 (in)	HEX (in)	Weight Each (lbs)	Pieces Per Package*
DOT-BRMC-0402	Male Connect 1/4 TB X 1/8 NPTF	1/4	.165	1/8	0.472	.335	0.925	1/2	0.026	25
DOT-BRMC-0404	Male Connect 1/4 TB X 1/4 NPTF	1/4	.165	1/4	0.472	.512	1.024	9/16	0.044	25
DOT-BRMC-0406	Male Connect 1/4 TB X 3/8 NPTF	1/4	.165	3/8	0.472	.512	1.063	11/16	0.074	25
DOT-BRMC-0602	Male Connect 3/8 TB X 1/8 NPTF	3/8	.244	1/8	0.630	.335	1.161	11/16	0.053	25
DOT-BRMC-0604	Male Connect 3/8 TB X 1/4 NPTF	3/8	.244	1/4	0.630	.512	1.299	11/16	0.067	25
DOT-BRMC-0606	Male Connect 3/8 TB X 3/8 NPTF	3/8	.244	3/8	0.630	.512	1.043	11/16	0.063	25
DOT-BRMC-0608	Male Connect 3/8 TB X 1/2 NPTF	3/8	.244	1/2	0.630	.669	1.240	7/8	0.133	25
DOT-BRMC-0804	Male Connect 1/2 TB X 1/4 NPTF	1/2	.362	1/4	0.787	.512	1.406	13/16	0.089	25
DOT-BRMC-0806	Male Connect 1/2 TB X 3/8 NPTF	1/2	.362	3/8	0.787	.512	1.209	13/16	0.077	25
DOT-BRMC-0808	Male Connect 1/2 TB X 1/2 NPTF	1/2	.362	1/2	0.787	.669	1.248	7/8	0.112	25
DOT-BRMC-1006	Male Connect 5/8 TB X 3/8 NPTF	5/8	.433	3/8	0.925	.512	1.555	1	0.156	10
DOT-BRMC-1008	Male Connect 5/8 TB X 1/2 NPTF	5/8	.433	1/2	0.925	.669	1.496	1	0.141	10
DOT-BRMC-1208	Male Connect 3/4 TB X 1/2 NPTF	3/4	.559	1/2	1.043	.669	1.791	1 1/16	0.191	10
DOT-BRMC-1212	Male Connect 3/4 TB X 3/4 NPTF	3/4	.559	3/4	1.043	.669	1.535	1 1/16	0.197	10

† NOTE: The “Tube ID (in)” column heading refers to “Tube Support ID (in)”  
\*Only sold in package quantities

**DOT-BRFC Series**  
Female Straight




Part Number	Description	Tube OD (in)	Tube <sup>†</sup> ID (in)	D1 NPTF (in)	D2 (in)	L1 (in)	L2 (in)	HEX (in)	Weight Each (lbs)	Pieces Per Package*
DOT-BRFC-0402	Female Connect 1/4 TB X 1/8 NPTF	1/4	.165	1/8	.472	.335	1.122	1/2	0.035	25
DOT-BRFC-0404	Female Connect 1/4 TB X 1/4 NPTF	1/4	.165	1/4	.472	.492	1.299	11/16	0.063	25
DOT-BRFC-0604	Female Connect 3/8 TB X 1/4 NPTF	3/8	.244	1/4	.630	.492	1.378	11/16	0.049	25
DOT-BRFC-0606	Female Connect 3/8 TB X 3/8 NPTF	3/8	.244	3/8	.630	.492	1.378	13/16	0.089	25
DOT-BRFC-0608	Female Connect 3/8 TB X 1/2 NPTF	3/8	.244	1/2	.630	.492	1.516	1	0.138	25
DOT-BRFC-0806	Female Connect 1/2 TB X 3/8 NPTF	1/2	.362	3/8	.787	.472	1.445	13/16	0.116	25
DOT-BRFC-0808	Female Connect 1/2 TB X 1/2 NPTF	1/2	.362	1/2	.787	.472	1.543	1	0.096	25

† NOTE: The “Tube ID (in)” column heading refers to “Tube Support ID (in)”  
\*Only sold in package quantities

Because we continually examine ways to improve our products, we reserve the right to alter specifications or discontinue products without prior notice.

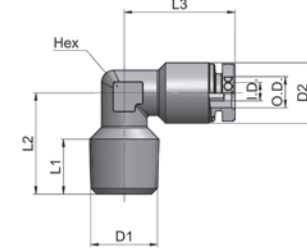
**Kuri Tec® ENDURE™**  
Push-To-Connect DOT Air Brake Fittings –  
Elbow

**VIEW ONLINE**



SCAN FOR INFO or visit [KOA.link/Elbow](http://KOA.link/Elbow)

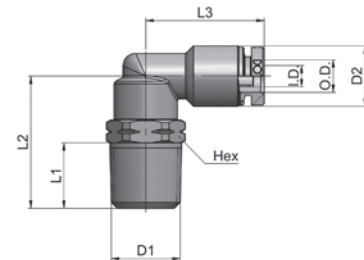
**DOT-BRME90 Series**  
Male Elbow 90°



Part Number	Description	Tube OD (in)	Tube† ID (in)	D1 NPTF (in)	D2 (in)	L1 (in)	L2 (in)	L3 (in)	HEX (in)	Weight Each (lbs)	Pieces Per Package*
DOT-BRME90-0402	Male Elbow 90° 1/4 TB X 1/8 NPTF	1/4	.165	1/8	.472	.331	.630	0.866	10	0.032	25
DOT-BRME90-0404	Male Elbow 90° 1/4 TB X 1/4 NPTF	1/4	.165	1/4	.472	.433	.787	0.866	10	0.044	25
DOT-BRME90-0604	Male Elbow 90° 3/8 TB X 1/4 NPTF	3/8	.244	1/4	.630	.472	.886	1.024	14	0.072	25
DOT-BRME90-0606	Male Elbow 90° 3/8 TB X 3/8 NPTF	3/8	.244	3/8	.630	.433	.886	1.024	14	0.079	25

† **NOTE:** The “Tube ID (in)” column heading refers to “Tube Support ID (in)”  
\*Only sold in package quantities

**DOT-BRME90S Series**  
Male Elbow 90° Swivel




Part Number	Description	Tube OD (in)	Tube† ID (in)	D1 NPTF (in)	D2 (in)	L1 (in)	L2 (in)	L3 (in)	HEX (in)	Weight Each (lbs)	Pieces Per Package*
DOT-BRME90S-0402	Male Elbow 90° Swivel 1/4 TB X 1/8 NPTF	1/4	.165	1/8	0.472	.335	0.835	0.925	1/2	0.046	25
DOT-BRME90S-0404	Male Elbow 90° Swivel 1/4 TB X 1/4 NPTF	1/4	.165	1/4	0.472	.512	1.031	0.925	9/16	0.056	25
DOT-BRME90S-0406	Male Elbow 90° Swivel 1/4 TB X 3/8 NPTF	1/4	.165	3/8	0.472	.512	1.051	0.925	11/16	0.071	25
DOT-BRME90S-0602	Male Elbow 90° Swivel 3/8 TB X 1/8 NPTF	3/8	.244	1/8	0.630	.335	0.945	1.063	11/16	0.091	25
DOT-BRME90S-0604	Male Elbow 90° Swivel 3/8 TB X 1/4 NPTF	3/8	.244	1/4	0.630	.512	1.122	1.063	11/16	0.091	25
DOT-BRME90S-0606	Male Elbow 90° Swivel 3/8 TB X 3/8 NPTF	3/8	.244	3/8	0.630	.512	1.122	1.063	11/16	0.091	25
DOT-BRME90S-0608	Male Elbow 90° Swivel 3/8 TB X 1/2 NPTF	3/8	.244	1/2	0.630	.669	1.339	1.063	7/8	0.091	25
DOT-BRME90S-0804	Male Elbow 90° Swivel 1/2 TB X 1/4 NPTF	1/2	.362	1/4	0.787	.512	1.260	1.169	13/16	0.162	25
DOT-BRME90S-0806	Male Elbow 90° Swivel 1/2 TB X 3/8 NPTF	1/2	.362	3/8	0.787	.512	1.260	1.169	13/16	0.151	25
DOT-BRME90S-0808	Male Elbow 90° Swivel 1/2 TB X 1/2 NPTF	1/2	.362	1/2	0.787	.669	1.437	1.169	7/8	0.181	25
DOT-BRME90S-1008	Male Elbow 90° Swivel 5/8 TB X 1/2 NPTF	5/8	.433	1/2	0.945	.669	1.555	1.417	7/8	0.241	10
DOT-BRME90S-1012	Male Elbow 90° Swivel 5/8 TB X 3/4 NPTF	5/8	.433	3/4	0.945	.669	1.555	1.417	1 1/16	0.275	10
DOT-BRME90S-1208	Male Elbow 90° Swivel 3/4 TB X 1/2 NPTF	3/4	.559	1/2	1.063	.669	1.555	1.496	7/8	0.288	10
DOT-BRME90S-1212	Male Elbow 90° Swivel 3/4 TB X 3/4 NPTF	3/4	.559	3/4	1.063	.669	1.555	1.496	1 1/16	0.325	10

† **NOTE:** The “Tube ID (in)” column heading refers to “Tube Support ID (in)”  
\*Only sold in package quantities

Because we continually examine ways to improve our products, we reserve the right to alter specifications or discontinue products without prior notice.

**Kuri Tec® ENDURE™**  
Push-To-Connect DOT Air Brake Fittings –  
Elbow

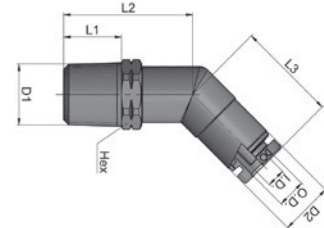
**VIEW ONLINE**



SCAN  
FOR INFO

| or |

visit  
[KOA.link/Elbow](https://KOA.link/Elbow)



**DOT-BRME45S Series**  
Male Elbow 45° Swivel


Part Number	Description	Tube OD (in)	Tube <sup>†</sup> ID (in)	D1 NPTF (in)	D2 (in)	L1 (in)	L2 (in)	L3 (in)	HEX (in)	Weight Each (lbs)	Pieces Per Package*
DOT-BRME45S-0402	Male Elbow 45° Swivel 1/4 TB X 1/8 NPTF	1/4	.165	1/8	.472	.335	0.906	0.886	1/2	0.059	25
DOT-BRME45S-0404	Male Elbow 45° Swivel 1/4 TB X 1/4 NPTF	1/4	.165	1/4	.472	.512	1.102	0.886	9/16	0.072	25
DOT-BRME45S-0604	Male Elbow 45° Swivel 3/8 TB X 1/4 NPTF	3/8	.244	1/4	.630	.512	1.142	1.024	11/16	0.116	25
DOT-BRME45S-0606	Male Elbow 45° Swivel 3/8 TB X 3/8 NPTF	3/8	.244	3/8	.630	.512	1.161	1.024	11/16	0.119	25
DOT-BRME45S-0608	Male Elbow 45° Swivel 3/8 TB X 1/2 NPTF	3/8	.244	1/2	.630	.669	1.378	1.024	7/8	0.159	25
DOT-BRME45S-0806	Male Elbow 45° Swivel 1/2 TB X 3/8 NPTF	1/2	.362	3/8	.787	.512	1.260	1.130	13/16	0.172	25
DOT-BRME45S-0808	Male Elbow 45° Swivel 1/2 TB X 1/2 NPTF	1/2	.362	1/2	.787	.669	1.437	1.130	7/8	0.200	25

† **NOTE:** The “Tube ID (in)” column heading refers to “Tube Support ID (in)”  
\*Only sold in package quantities

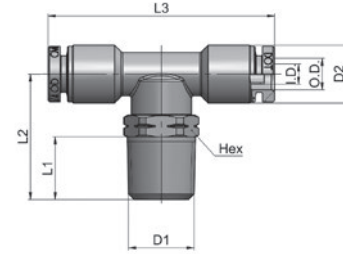
Because we continually examine ways to improve our products, we reserve the right to alter specifications or discontinue products without prior notice.

**Kuri Tec® ENDURE™**  
Push-To-Connect DOT Air Brake Fittings – Tee

VIEW ONLINE



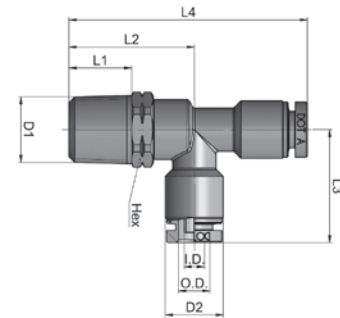
SCAN FOR INFO | or | visit [KOA.link/Tee](http://KOA.link/Tee)



**DOT-BRMBTS Series**  
Male Branch Tee Swivel

Part Number	Description	Tube OD (in)	Tube† ID (in)	D1 NPTF (in)	D2 (in)	L1 (in)	L2 (in)	L3 (in)	HEX (in)	Weight Each (lbs)	Pieces Per Package*
DOT-BRMBTS-0402	Male Branch Tee Swivel 1/4 TB X 1/8 NPTF	1/4	.165	1/8	.472	.335	0.835	1.850	1/2	0.064	25
DOT-BRMBTS-0404	Male Branch Tee Swivel 1/4 TB X 1/4 NPTF	1/4	.165	1/4	.472	.512	1.031	1.850	9/16	0.075	25
DOT-BRMBTS-0406	Male Branch Tee Swivel 1/4 TB X 3/8 NPTF	1/4	.165	3/8	.472	.512	1.051	1.850	11/16	0.091	25
DOT-BRMBTS-0604	Male Branch Tee Swivel 3/8 TB X 1/4 NPTF	3/8	.244	1/4	.630	.512	1.122	2.126	11/16	0.134	25
DOT-BRMBTS-0606	Male Branch Tee Swivel 3/8 TB X 3/8 NPTF	3/8	.244	3/8	.630	.512	1.122	2.126	11/16	0.135	25
DOT-BRMBTS-0608	Male Branch Tee Swivel 3/8 TB X 1/2 NPTF	3/8	.244	1/2	.630	.669	1.339	2.126	7/8	0.178	25
DOT-BRMBTS-0804	Male Branch Tee Swivel 1/2 TB X 1/4 NPTF	1/2	.362	1/4	.787	.512	1.260	2.339	13/16	0.213	25
DOT-BRMBTS-0806	Male Branch Tee Swivel 1/2 TB X 3/8 NPTF	1/2	.362	3/8	.787	.512	1.260	2.339	13/16	0.201	25
DOT-BRMBTS-0808	Male Branch Tee Swivel 1/2 TB X 1/2 NPTF	1/2	.362	1/2	.787	.669	1.437	2.339	7/8	0.228	25

† NOTE: The “Tube ID (in)” column heading refers to “Tube Support ID (in)”  
\*Only sold in package quantities



**DOT-BRMRTS Series**  
Male Run Tee Swivel

Part Number	Description	Tube OD (in)	Tube† ID (in)	D1 NPTF (in)	D2 (in)	L1 (in)	L2 (in)	L3 (in)	L4 (in)	HEX (in)	Weight Each (lbs)	Pieces Per Package*
DOT-BRMRTS-0402	Male Run Tee Swivel 1/4 TB X 1/8 NPTF	1/4	.165	1/8	.472	.335	0.835	0.925	1.752	1/2	0.076	25
DOT-BRMRTS-0404	Male Run Tee Swivel 1/4 TB X 1/4 NPTF	1/4	.165	1/4	.472	.512	1.031	0.925	1.949	9/16	0.074	25
DOT-BRMRTS-0406	Male Run Tee Swivel 1/4 TB X 3/8 NPTF	1/4	.165	3/8	.472	.512	1.051	0.925	1.969	11/16	0.091	25
DOT-BRMRTS-0604	Male Run Tee Swivel 3/8 TB X 1/4 NPTF	3/8	.244	1/4	.630	.512	1.122	1.063	2.185	11/16	0.132	25
DOT-BRMRTS-0606	Male Run Tee Swivel 3/8 TB X 3/8 NPTF	3/8	.244	3/8	.630	.512	1.122	1.063	2.185	11/16	0.135	25
DOT-BRMRTS-0608	Male Run Tee Swivel 3/8 TB X 1/2 NPTF	3/8	.244	1/2	.630	.669	1.339	1.063	2.402	7/8	0.134	25
DOT-BRMRTS-0804	Male Run Tee Swivel 1/2 TB X 1/4 NPTF	1/2	.362	1/4	.787	.512	1.260	1.169	2.429	13/16	0.213	25
DOT-BRMRTS-0806	Male Run Tee Swivel 1/2 TB X 3/8 NPTF	1/2	.362	3/8	.787	.512	1.260	1.169	2.429	13/16	0.199	25
DOT-BRMRTS-0808	Male Run Tee Swivel 1/2 TB X 1/2 NPTF	1/2	.362	1/2	.787	.669	1.437	1.169	2.606	7/8	0.227	25

† NOTE: The “Tube ID (in)” column heading refers to “Tube Support ID (in)”  
\*Only sold in package quantities

Because we continually examine ways to improve our products, we reserve the right to alter specifications or discontinue products without prior notice.

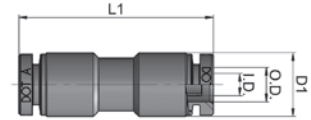
**Kuri Tec® ENDURE™**  
Push-To-Connect DOT Air Brake Fittings –  
Union

VIEW ONLINE



SCAN FOR INFO | or | visit  
[KOA.link/Union](http://KOA.link/Union)

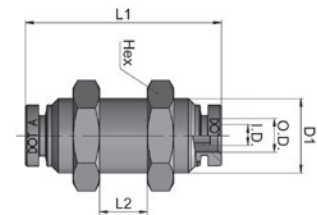
**DOT-BRUN Series**  
Union



Part Number	Description	Tube OD (in)	Tube† ID (in)	D1 (in)	L1 (in)	Weight Each (lbs)	Pieces Per Package*
DOT-BRUN-0404	Union 1/4 TB X 1/4 TB	1/4	.165	0.472	1.323	0.064	25
DOT-BRUN-0606	Union 3/8 TB X 3/8 TB	3/8	.244	0.630	1.520	0.069	25
DOT-BRUN-0808	Union 1/2 TB X 1/2 TB	1/2	.362	0.787	1.709	0.201	25
DOT-BRUN-1010	Union 5/8 TB X 5/8 TB	5/8	.433	0.945	2.047	0.172	10
DOT-BRUN-1212	Union 3/4 TB X 3/4 TB	3/4	.559	1.102	2.244	0.225	10

† **NOTE:** The “Tube ID (in)” column heading refers to “Tube Support ID (in)”  
\*Only sold in package quantities

**DOT-BRBH Series**  
Bulkhead Union



Part Number	Description	Tube OD (in)	Tube† ID (in)	D1 Thread Size (mm) x TP (mm)	L1 (in)	L2 (in)	HEX (mm)	Weight Each (lbs)	Pieces Per Package*
DOT-BRBH-0404	Bulkhead Union 1/4 TB X 1/4 TB	1/4	.165	M14x1	1.457	.571	18	0.039	25
DOT-BRBH-0606	Bulkhead Union 3/8 TB X 3/8 TB	3/8	.244	M18x1	1.614	.689	22	0.131	25
DOT-BRBH-0808	Bulkhead Union 1/2 TB X 1/2 TB	1/2	.362	M22x1.5	1.709	.728	26	0.188	25
DOT-BRBH-1010	Bulkhead Union 5/8 TB X 5/8 TB	5/8	.433	M26x1.5	2.047	.866	32	0.334	10

† **NOTE:** The “Tube ID (in)” column heading refers to “Tube Support ID (in)”  
\*Only sold in package quantities

Because we continually examine ways to improve our products, we reserve the right to alter specifications or discontinue products without prior notice.

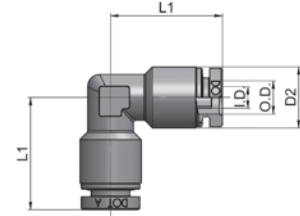
**Kuri Tec® ENDURE™**  
Push-To-Connect DOT Air Brake Fittings –  
Union

VIEW ONLINE



SCAN FOR INFO | or visit [KOA.link/Union](http://KOA.link/Union)

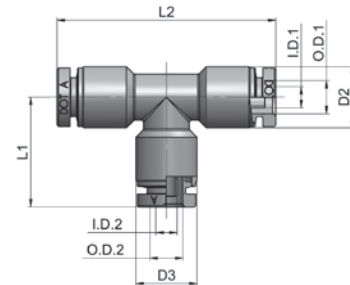
**DOT-BRUNE90 Series**  
Union Elbow 90°



Part Number	Description	Tube OD (in)	Tube† ID (in)	D2 (in)	L1 (in)	Weight Each (lbs)	Pieces Per Package*
DOT-BRUNE90-0404	Union Elbow 90° 1/4 TB X 1/4 TB	1/4	.165	.472	0.866	0.040	25
DOT-BRUNE90-0606	Union Elbow 90° 3/8 TB X 3/8 TB	3/8	.244	.630	1.024	0.084	25
DOT-BRUNE90-0808	Union Elbow 90° 1/2 TB X 1/2 TB	1/2	.362	.787	1.110	0.135	25
DOT-BRUNE90-1010	Union Elbow 90° 5/8 TB X 5/8 TB	5/8	.433	.945	1.398	0.228	10

† **NOTE:** The “Tube ID (in)” column heading refers to “Tube Support ID (in)”  
\*Only sold in package quantities

**DOT-BRUNT Series**  
Union Tee



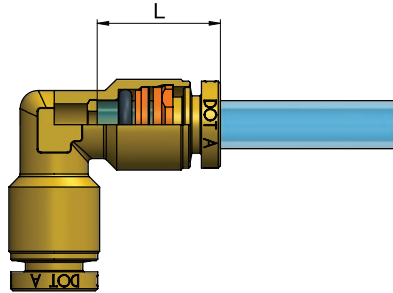
Part Number	Description	Tube OD1 (in)	Tube† ID1 (in)	Tube OD2 (in)	Tube† ID2 (in)	D2 (in)	D3 (in)	L1 (in)	L2 (in)	Weight Each (lbs)	Pieces Per Package*
DOT-BRUNT-0404	Union Tee 1/4 TB X 1/4 TB	1/4	.165	1/4	.165	.472	.472	0.846	1.693	0.055	25
DOT-BRUNT-0606	Union Tee 3/8 TB X 3/8 TB	3/8	.244	3/8	.244	.630	.630	1.004	2.008	0.116	25
DOT-BRUNT-0604	Union Tee 3/8 TB X 1/4 TB	3/8	.244	1/4	.165	.630	.472	0.945	2.008	0.106	25
DOT-BRUNT-0808	Union Tee 1/2 TB X 1/2 TB	1/2	.362	1/2	.362	.787	.787	1.063	2.220	0.184	25
DOT-BRUNT-0806	Union Tee 1/2 TB X 3/8 TB	1/2	.362	3/8	.244	.787	.630	1.102	2.220	0.178	25
DOT-BRUNT-1010	Union Tee 5/8 TB X 5/8 TB	5/8	.433	5/8	.433	.945	.945	1.398	2.795	0.359	10

† **NOTE:** The “Tube ID (in)” column heading refers to “Tube Support ID (in)”  
\*Only sold in package quantities

Because we continually examine ways to improve our products, we reserve the right to alter specifications or discontinue products without prior notice.

# Kuri Tec® ENDURE™ Push-To-Connect DOT Air Brake Fittings

## Tube Insertion Depth



Tube OD	L
1/4"	.642"
3/8"	.720"
1/2"	.775"
5/8"	.917"
3/4"	.988"

## ASSEMBLY INSTRUCTIONS

1. Cut the tube square (with a hose cutter) making sure that there are no burrs and that the tube is round.
2. Insert the tube into the fitting until it bottoms.

## TUBE RELEASE

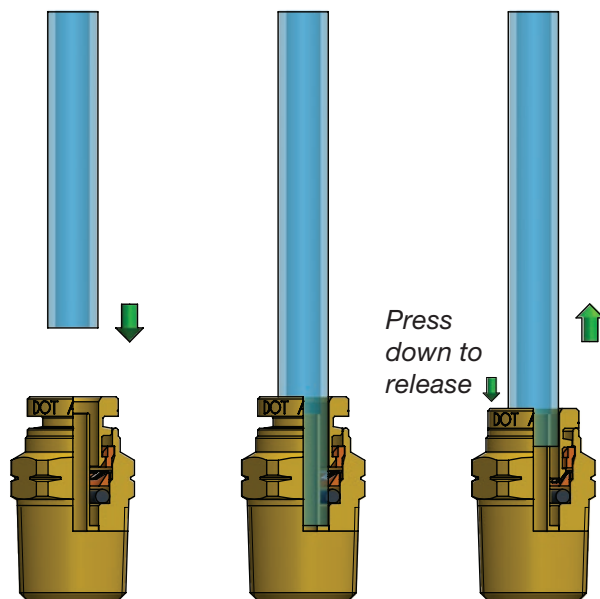
While pressing on the release ring, pull the tube from the fitting.



Once the tubing is connected to the fitting, make sure that the tubing is not pulled or stretched and that the minimum bend radius stated in the tubing section of this catalog is not exceeded.

To prevent accidental tube release, be certain that nothing comes in contact with the release ring. Any load on the release ring may cause an unwanted disconnection.

To tighten NPTF threads, please refer to the following torque chart.




Thread	Norm Reference	Tightening Torque (ft - lb)			
		1/8"	1/4"	3/8"	1/2"
NPTF PTFE coated	ANSI/ASME B1.20.3	2.58	3.32	5.16	8.85


Because we continually examine ways to improve our products, we reserve the right to alter specifications or discontinue products without prior notice.



QDAC-FC



QDAC-MC



QDAC-HC

## Quick Disconnect Couplings

### QDAC Series

FC Coupler x Female Thread

MC Coupler x Male Thread

HC Coupler x Hose Barb

**VIEW ONLINE**



SCAN FOR INFO  
or visit  
[KOA.link/QDAC](http://KOA.link/QDAC)

#### FEATURES AND ADVANTAGES

- Quick connect design for easy connecting and disconnecting.
- Industrial interchange semi-automatic connection design.
- Couplings made of brass for high corrosion resistance and longer life.

#### MATERIAL SPECIFICATIONS



- Brass – ASTM B124, Grade C37700.

Part Number	Body Size (in)	NPT Thread Size (in)	PSI Rating at 70°F	Weight Each (lbs)	Standard Carton
QDAC-4FC	1/4	1/4	300	0.230	10
QDAC-6FC	1/4	3/8	300	0.230	10

Part Number	Body Size (in)	NPT Thread Size (in)	PSI Rating at 70°F	Weight Each (lbs)	Standard Carton
QDAC-4MC	1/4	1/4	300	0.230	10
QDAC-6MC	1/4	3/8	300	0.230	10

Part Number	Body Size (in)	Barb Size (in)	PSI Rating at 70°F	Weight Each (lbs)	Standard Carton
QDAC-4HC	1/4	1/4	300	0.230	10
QDAC-6HC	1/4	3/8	300	0.230	10

Because we continually examine ways to improve our products, we reserve the right to alter specifications or discontinue products without prior notice.



## Quick Disconnect Couplings

### QDAP Series

FP Plug x Female Thread

MP Plug x Male Thread

HP Plug x Hose Barb

#### FEATURES AND ADVANTAGES

- Quick connect design for easy connecting and disconnecting.
- Industrial interchange semi-automatic connection design.
- Couplings made of brass for high corrosion resistance and longer life.

#### MATERIAL SPECIFICATIONS

- Brass – ASTM B124, Grade C37700.

#### VIEW ONLINE




SCAN FOR INFO  
or visit  
[KOA.link/QDAP](https://koya.link/QDAP)

Part Number	Body Size (in)	NPT Thread Size (in)	PSI Rating at 70°F	Weight Each (lbs)	Standard Carton
QDAP-4FP	1/4	1/4	300	0.050	10
QDAP-6FP	1/4	3/8	300	0.050	10

Part Number	Body Size (in)	NPT Thread Size (in)	PSI Rating at 70°F	Weight Each (lbs)	Standard Carton
QDAP-4MP	1/4	1/4	300	0.050	10
QDAP-6MP	1/4	3/8	300	0.050	10

Part Number	Body Size (in)	Barb Size (in)	PSI Rating at 70°F	Weight Each (lbs)	Standard Carton
QDAP-4HP	1/4	1/4	300	0.050	10
QDAP-6HP	1/4	3/8	300	0.050	10

Because we continually examine ways to improve our products, we reserve the right to alter specifications or discontinue products without prior notice.



4-Bolt Design  
1/2" – 1 1/2" Sizes



6-Bolt Design  
2", 3", 4" Sizes

## PPBV Series

### Polypropylene Ball Valve 4-Bolt and 6-Bolt Design

#### FEATURES AND ADVANTAGES

- Polypropylene material is glass filled for added strength and durability.
- Precision molded to ensure consistency in form and function.
- Full Port design allows free flow of material.

#### MATERIAL SPECIFICATIONS

- Glass filled polypropylene.
- Teflon™ seals.
- Viton® O Ring stems and seals.
- Stainless steel nuts and bolts.

Viton® is a registered trademark of The Chemours Company FC, LLC.  
Teflon® is a registered trademark of The Chemours Company FC, LLC.

#### VIEW ONLINE



SCAN FOR INFO  
or visit  
[KOA.link/PPBV](http://KOA.link/PPBV)

Part Number	Size (in)	Bolt Count	Threads	PSI Rating at 70°F	Weight Each (lbs)	Standard Carton
PPBV050	1/2	4	NPT	150	0.88	24
PPBV075	3/4	4	NPT	150	0.85	24
PPBV100	1	4	NPT	150	1.16	24
PPBV125	1 1/4	4	NPT	150	1.65	24
PPBV150	1 1/2	4	NPT	150	1.67	24
PPBV200	2	6	NPT	100	3.71	8
PPBV300	3	6	NPT	100	6.60	6
PPBV400	4	6	NPT	100	9.90	2



## HA POLY Series

### Polypropylene Ball Valve Replacement Handle

#### VIEW ONLINE



SCAN FOR INFO  
or visit  
[KOA.link/PPBV](http://KOA.link/PPBV)

Part Number	Size Range (in)	Weight Each (lbs)	Standard Carton
HA POLY100	1/2 - 1	0.06	60
HA POLY150	1 1/4 - 1 1/2	0.14	40
HA POLY200	2 - 4	0.27	20

Because we continually examine ways to improve our products, we reserve the right to alter specifications or discontinue products without prior notice.



## FV Series

### Foot Valve

#### FEATURES AND ADVANTAGES

- Designed for use in irrigation and other pumping applications.
- Prevents the backflow of liquid when pump is turned off.
- Prevents passage of contaminants to the pump caused by silt or sand in the water.

#### MATERIAL SPECIFICATIONS

- Cast iron material.
- Neoprene flapper valve assembly.
- Plated steel bolts and nuts.


#### VIEW ONLINE



SCAN FOR INFO  
or visit  
[KOA.link/FV](http://KOA.link/FV)

Part Number	Size (in)	Threads	Weight Each (lbs)	Standard Carton
FV150	1 1/2	NPT	2.90	12
FV200	2	NPT	5.30	8
FV250	2 1/2	NPT	7.30	6
FV300	3	NPT	9.00	5
FV400	4	NPT	17.90	2
FV600	6	NPT	46.60	1
FV800	8	NPT	93.70	1

Because we continually examine ways to improve our products, we reserve the right to alter specifications or discontinue products without prior notice.



## Tigerflex® Banding Coils

### BCCF™ Series Rigid PVC Banding Coils

#### GENERAL APPLICATIONS

- For hoses with a high-profile, counterclockwise helix\*

#### CONSTRUCTION

Clear, food grade, rigid PVC coils.

#### FEATURES AND ADVANTAGES

- Food grade.
- Easy assembly.
- Provides smoother surface for banding behind coupling.
- Packaged singly: One piece to make one complete hose assembly coupled at each end.
- Cut one piece in half into two equal pieces; thread between hose helix.

#### VIEW ONLINE




SCAN FOR INFO  
or visit  
[KOA.link/BCCF](http://KOA.link/BCCF)



\* Refer to Accessories Compatibility Chart in Tigerflex Hose Catalog for compatibility – [KOA.link/Tigerflex-Compatibility](http://KOA.link/Tigerflex-Compatibility)

Series Number	Fits Hose ID (in)	Color	Weight (lbs/ft)
BCCF1.5	1 1/2	Clear	0.20
BCCF2	2	Clear	0.30
BCCF3	3	Clear	0.60
BCCF4	4	Clear	0.90
BCCF5	5	Clear	1.10
BCCF6	6	Clear	1.30
BCCF8	8	Clear	1.40



### BCWF™ Series Rigid PVC Banding Coils

#### GENERAL APPLICATIONS

- For hoses with a low-profile, counterclockwise helix\*

#### CONSTRUCTION

White, food grade, rigid PVC coils.

#### FEATURES AND ADVANTAGES

- Food grade.
- Easy assembly.
- Provides smoother surface for banding behind coupling.
- Packaged singly: One piece to make one complete hose assembly coupled at each end.
- Cut one piece in half into two equal pieces; thread between hose helix.

#### VIEW ONLINE




SCAN FOR INFO  
or visit  
[KOA.link/BCWF](http://KOA.link/BCWF)



\* Refer to Accessories Compatibility Chart in Tigerflex Hose Catalog for compatibility – [KOA.link/Tigerflex-Compatibility](http://KOA.link/Tigerflex-Compatibility)

Series Number	Fits Hose ID (in)	Color	Weight (lbs/ft)
BCWF2	2	White	0.25
BCWF3	3	White	0.45

Because we continually examine ways to improve our products, we reserve the right to alter specifications or discontinue products without prior notice.



## Tigerflex® Banding Coils

### BCRT™ Series Rigid PVC Banding Coil

**VIEW ONLINE**



SCAN FOR INFO  
or visit  
[KOA.link/BCRT](http://KOA.link/BCRT)



\* Refer to Accessories Compatibility Chart in Tigerflex Hose Catalog for compatibility – [KOA.link/Tigerflex-Compatibility](http://KOA.link/Tigerflex-Compatibility)

**GENERAL APPLICATIONS**

- For non-food grade applications
- For hoses with a high-profile, clockwise helix\*


**CONSTRUCTION**

Gray non-food grade, rigid PVC coils.

**FEATURES AND ADVANTAGES**

- Easy assembly.
- Provides smoother surface for banding behind coupling.
- Packaged singly: One piece to make one complete hose assembly coupled at each end.
- Cut one piece in half into two equal pieces; thread between hose helix.

Series Number	Fits Hose ID (in)	Color	Weight (lbs/ft)
BCRT2	2	Gray	0.30
BCRT3	3	Gray	0.60
BCRT4	4	Gray	0.90



### BCYL™ Series Rigid PVC Banding Coil

**VIEW ONLINE**



SCAN FOR INFO  
or visit  
[KOA.link/BCYL](http://KOA.link/BCYL)



\* Refer to Accessories Compatibility Chart in Tigerflex Hose Catalog for compatibility – [KOA.link/Tigerflex-Compatibility](http://KOA.link/Tigerflex-Compatibility)

**GENERAL APPLICATIONS**

- For TV™ Vapor Recovery Hoses

**CONSTRUCTION**


Yellow, non-food grade, rigid PVC coils.

**FEATURES AND ADVANTAGES**

- Provides smoother surface for banding behind coupling.
- Packaged singly: One piece to make one complete hose assembly coupled at each end.
- Cut one piece in half into two equal pieces; thread between hose helix.

Series Number	Fits Hose ID (in)	Color	Weight (lbs/ft)
BCYL2	2.02	Yellow	0.25
BCYL3	3.03	Yellow	0.45
BCYL4	4.04	Yellow	0.75

Because we continually examine ways to improve our products, we reserve the right to alter specifications or discontinue products without prior notice.



## Tigerflex® Banding Sleeves

### SLV-VT™ Series

Flexible PVC Banding Sleeves

**VIEW ONLINE**



SCAN FOR INFO

or visit

[KOA.link/SLV-VT](http://KOA.link/SLV-VT)



\* Refer to Accessories Compatibility Chart in Tigerflex Hose Catalog for compatibility – [KOA.link/Tigerflex-Compatibility](http://KOA.link/Tigerflex-Compatibility)

**GENERAL APPLICATIONS**

- For hoses with a high-profile, counterclockwise helix\*

**CONSTRUCTION**

Clear, food grade, rigid PVC coils.

**FEATURES AND ADVANTAGES**

- Food grade
- Helps prevent over bending near the coupling.
- Cut into approximately 12-inch lengths; screw onto hose at each end.

Series Number	Fits Hose ID (in)	Color	Standard Length (ft)	Weight (lbs/ft)
SLV-VLT3X3	3	Clear	3	3.50
SLV-VLT4x3	4	Clear	3	4.29



### SLV-DRP™ Series

Flexible PVC Sleeve

**VIEW ONLINE**



SCAN FOR INFO

or visit

[KOA.link/SLV-DRP](http://KOA.link/SLV-DRP)



\* Refer to Accessories Compatibility Chart in Tigerflex Hose Catalog for compatibility – [KOA.link/Tigerflex-Compatibility](http://KOA.link/Tigerflex-Compatibility)

**GENERAL APPLICATIONS**

- For hoses with a high-profile, counterclockwise helix\*

**CONSTRUCTION**

Green, non-food grade, flexible PVC.

**FEATURES AND ADVANTAGES**

- Helps prevent over bending near the coupling.
- Cut into approximately 12-inch lengths; screw onto hose at each end.

Part Number	Fits Hose ID (in)	Color	Standard Length (ft)	Weight (lbs/ea)
SLV-DRP3X3	3.03	Green	3	3.06
SLV-DRP4X3	4.04	Green	3	4.29

Because we continually examine ways to improve our products, we reserve the right to alter specifications or discontinue products without prior notice.



## tigerflex® Banding Sleeves

### SLV-VAP™ Series

Flexible PVC Sleeve

**VIEW ONLINE**



SCAN FOR INFO  
or visit  
[KOA.link/SLV-VAP](http://KOA.link/SLV-VAP)



\* Refer to Accessories Compatibility Chart in Tigerflex Hose Catalog for compatibility – [KOA.link/Tigerflex-Compatibility](http://KOA.link/Tigerflex-Compatibility)

**GENERAL APPLICATIONS**

- For hoses with a low-profile, counterclockwise helix\*


**CONSTRUCTION**

Yellow, non-food grade, flexible PVC.

**FEATURES AND ADVANTAGES**

- Helps prevent over bending near the coupling.
- Cut into approximately 12-inch lengths; screw onto hose at each end.

Part Number	Fits Hose ID (in)	Color	Standard Length (ft)	Weight (lbs/ea)
SLV-VAP2X3	2.02	Yellow	3	1.80
SLV-VAP3X3	3.03	Yellow	3	3.09
SLV-VAP4X3	4.04	Yellow	3	4.20



### SLV-NDH™ Series

Flexible PVC Sleeve

**VIEW ONLINE**



SCAN FOR INFO  
or visit  
[KOA.link/SLV-NDH](http://KOA.link/SLV-NDH)



**GENERAL APPLICATIONS**

- For NDH™ Drop and Transfer Hoses

**CONSTRUCTION**

Gray, non-food grade flexible PVC.

**FEATURES AND ADVANTAGES**


- Helps prevent over bending near the coupling.
- Cut into approximately 12-inch lengths; screw onto hose at each end.

Part Number	Fits Hose ID (in)	Color	Standard Length (ft)	Weight (lbs/ea)
SLV-NDH2X3	2.02	Gray	3	1.83
SLV-NDH3X3	3.03	Gray	3	3.06
SLV-NDH4X3	4.04	Gray	3	4.29

Because we continually examine ways to improve our products, we reserve the right to alter specifications or discontinue products without prior notice.



CUFF / GBCUFF



A2150L1



CMCB

CMCW

## Hose Cuffs

### CUFF™ Series

King Bee™ Hose Additional Cuff

### GBCUFF™ Series

Grease Bandit™ Hose Additional Cuff

### A2150L1

Custom molded cuff for use with Tigerflex™ Series MH150

### CMCB™ / CMCW™ (EPT Rubber)

TigerDuct® Custom Molded Cuffs

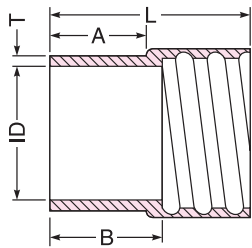
**VIEW ONLINE**



SCAN FOR INFO  
or visit

[KOA.link/Hose-Cuffs](http://KOA.link/Hose-Cuffs)


Part Number	ID (in)	Weight Each (lbs)
A2150L1	1 1/2	0.20
CUFF2	2	0.20
CUFF3	3	0.27
GBCUFF150	1 1/2	0.18
GBCUFF200	2	0.20



Part Number		ID (in)	L Total Length (in)	Length Outside (in)		T Thickness (mm)	Weight Each (lbs)
Brown	White			A Cuff	B Cuff		
CMCB-150	CMCW-150	1 1/2	2.76	1.38	1.57	3	0.10
CMCB-200	CMCW-200	2	2.76	1.38	1.57	3	0.12
CMCB-250	CMCW-250	2 1/2	2.76	1.38	1.57	3	0.16
CMCB-300	CMCW-300	3	3.15	1.57	1.77	3	0.20
CMCB-400	CMCW-400	4	3.54	1.77	1.97	3	0.28
CMCB-500	CMCW-500	5	3.74	1.77	1.93	3.5	0.54
CMCB-600	CMCW-600	6	3.94	1.77	2.17	3	0.56

† Molded cuffs are an additional purchase option.

Because we continually examine ways to improve our products, we reserve the right to alter specifications or discontinue products without prior notice.



## Expansion Joints

### HTSRF Series

#### Single Sphere Rubber Expansion Joints

VIEW ONLINE



SCAN FOR INFO

or visit

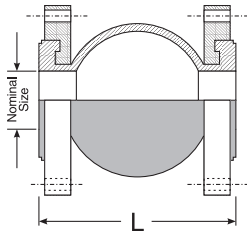
[KOA.link/HTSRF](http://KOA.link/HTSRF)

#### FEATURES AND ADVANTAGES

- Excellent ability to absorb vibration and sound.
- Allows for four-way movement.
- Withstands high pressure.
- Easy installation using either floating flanges or threaded unions.
- Excellent for use with moderate chemicals, most oils, fats, grease, and many solvents.
- A retention ring is supplied with all double sphere flanged expansion joints.

#### MATERIAL SPECIFICATIONS

- Nylon fabric-reinforced neoprene body.
- HTSRF and HTDRF series supplied with forged carbon steel flanges.
- HTDRU supplied with ductile iron plated pipe unions.
- Flanges meet ANSI B16.56 and ASTM A-105 specifications.



Part Number	Size (in)	Length (L - in)	Allowable Movement				Operating Conditions			
			Axial Compression (in)	Axial Elongation (in)	Transverse Deflection (in)	Angular Deflection (Degrees)	Max. Pressure (psi)	Max. Temp. (°F)	Vacuum (hg)	Weight Each (lbs)
HTSRF12x6	1 1/4	6	1/2	3/8	1/2	15	225	220	16	5.00
HTSRF15x6	1 1/2	6	1/2	3/8	1/2	15	225	220	16	6.10
HTSRF20x6	2	6	1/2	3/8	1/2	15	225	220	16	8.90
HTSRF25x6	2 1/2	6	1/2	3/8	1/2	15	225	220	16	12.30
HTSRF30x6	3	6	1/2	3/8	1/2	15	225	220	16	14.00
HTSRF40x6	4	6	5/8	3/8	1/2	15	225	220	16	18.30
HTSRF50x6	5	6	5/8	3/8	1/2	15	225	220	16	22.80
HTSRF60x6	6	6	5/8	3/8	1/2	15	225	220	16	26.80
HTSRF80x6	8	6	5/8	3/8	1/2	15	225	220	16	40.60
HTSRF100x8	10	8	3/4	1/2	3/4	15	225	220	16	56.60
HTSRF120x8	12	8	3/4	1/2	3/4	15	225	220	16	83.00

† **NOTE:** Not for use with oxidizing acids, esters, and ketones

Because we continually examine ways to improve our products, we reserve the right to alter specifications or discontinue products without prior notice.



## Expansion Joints HTDRF Series

### Double Sphere Rubber Expansion Joints

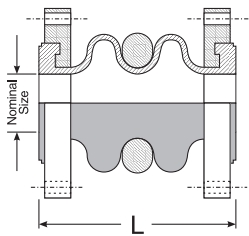
VIEW ONLINE



SCAN FOR INFO

or visit

[KOA.link/HTDRF](http://KOA.link/HTDRF)



#### FEATURES AND ADVANTAGES

- Excellent ability to absorb vibration and sound.
- Allows for four-way movement.
- Withstands high pressure.
- Easy installation using either floating flanges or threaded unions.
- Excellent for use with moderate chemicals, most oils, fats, grease, and many solvents.
- A retention ring is supplied with all double sphere flanged expansion joints.

#### MATERIAL SPECIFICATIONS

- Nylon fabric-reinforced neoprene body.
- HTSRF and HTDRF series supplied with forged carbon steel flanges.
- HTDRU supplied with ductile iron plated pipe unions.
- Flanges meet ANSI B16.56 and ASTM A-105 specifications.

Part Number	Size (in)	Length (L - in)	Allowable Movement				Operating Conditions			
			Axial Compression (in)	Axial Elongation (in)	Transverse Deflection (in)	Angular Deflection (Degrees)	Max. Pressure (psi)	Max. Temp. (°F)	Vacuum (hg)	Weight Each (lbs)
HTDRF12x7	1 1/4	7	2	1 1/4	1 1/2	40	150	220	16	5.30
HTDRF15x7	1 1/2	7	2	1 1/4	1 1/2	40	150	220	16	6.80
HTDRF20x7	2	7	2	1 1/4	1 1/2	40	150	220	16	9.00
HTDRF25x7	2 1/2	7	2	1 1/4	1 1/2	40	150	220	16	13.30
HTDRF30x7	3	7	2	1 1/4	1 1/2	40	150	220	16	14.30
HTDRF40x9	4	9	2 1/4	1 1/2	1 3/4	35	150	220	16	20.30
HTDRF50x9	5	9	2 1/4	1 1/2	1 3/4	35	150	220	16	24.50
HTDRF60x9	6	9	2 1/4	1 1/2	1 3/4	35	150	220	16	29.50
HTDRF80x13	8	13	2 1/2	1 1/2	1 3/4	30	150	220	16	43.80
HTDRF100x13	10	13	2 1/2	1 1/2	1 3/4	30	150	220	16	64.10

† **NOTE:** Not for use with oxidizing acids, esters, and ketones

Because we continually examine ways to improve our products, we reserve the right to alter specifications or discontinue products without prior notice.



## Expansion Joints HTDRU Series

### Threaded Union Rubber Expansion Joints

**VIEW ONLINE**



SCAN FOR INFO  
or visit

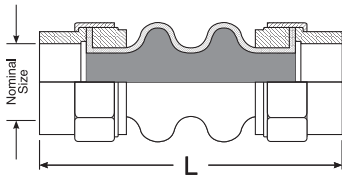
[KOA.link/HTDRU](https://KOA.link/HTDRU)

**FEATURES AND ADVANTAGES**

- Excellent ability to absorb vibration and sound.
- Allows for four-way movement.
- Withstands high pressure.
- Easy installation using either floating flanges or threaded unions.
- Excellent for use with moderate chemicals, most oils, fats, grease, and many solvents.
- A retention ring is supplied with all double sphere flanged expansion joints.

**MATERIAL SPECIFICATIONS**

- Nylon fabric-reinforced neoprene body.
- HTSRF and HTDRF series supplied with forged carbon steel flanges.
- HTDRU supplied with ductile iron plated pipe unions.
- Flanges meet ANSI B16.56 and ASTM A-105 specifications.



Part Number	Size (in)	Length (L - in)	Allowable Movement				Operating Conditions			
			Axial Compression (in)	Axial Elongation (in)	Transverse Deflection (in)	Angular Deflection (Degrees)	Max. Pressure (psi)	Max. Temp. (°F)	Vacuum (hg)	Weight Each (lbs)
HTDRU0075	3/4	8	7/8	1/4	7/8	45	150	240	16	1.80
HTDRU0100	1	8	7/8	1/4	7/8	45	150	240	16	2.80
HTDRU0125	1 1/4	8	7/8	1/4	7/8	45	150	240	16	3.50
HTDRU0150	1 1/2	8	7/8	1/4	7/8	45	150	240	16	4.00
HTDRU0200	2	8	7/8	1/4	7/8	45	150	240	16	5.00

Because we continually examine ways to improve our products, we reserve the right to alter specifications or discontinue products without prior notice.

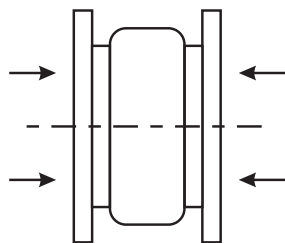
## Expansion Joints

### ELASTOMER PHYSICAL PROPERTIES & CHEMICAL RESISTANCE OF RUBBER EXPENSION JOINTS

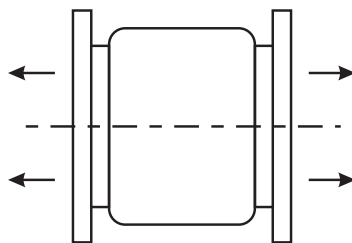
Material Designation	Neoprene	Material Designation	Neoprene
ANSI/ASTM D1418-17	CR	Dielectric Strength	Very Good
ASTM D-2000 SAE J-200	BC, BE	Electrical Insulation	Fair/Good
Ozone	Very Good	Water Absorption	Good
Weather	Excellent	Radiation	Very Good
Sunlight	Very Good	Swelling in Oil	Good
Oxidation	Very Good	Acid, Diluted	Excellent
Heat	Good	Acid, Concentrated	Good
Cold	Good	Aliphatic Hydrocarbons	Fair/Good
Flame	Good	Aromatic Hydrocarbons	Fair
Tear	Good	Oxygenated Hydrocarbons	Poor/Fair
Abrasion	Very Good	Lacquers	Poor
Impermeability	Good	Oil & Gasoline	Good
Dynamic	Fair	Alkali, Diluted	Good
Rebound-Hot	Very Good	Alkali, Concentrated	Poor
Rebound-Cold	Good	Animal & Vegetable Oil	Good
Comp. Set	Fair	Chemical	Fair/Good
Tensile Strength	Good	Water	Good

### RUBBER EXPANSION JOINTS MOVEMENT

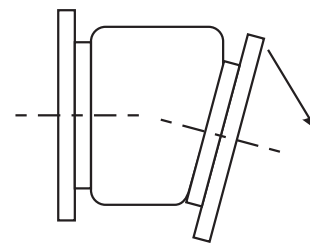
Expansion joints are designed to absorb different movements concurrently



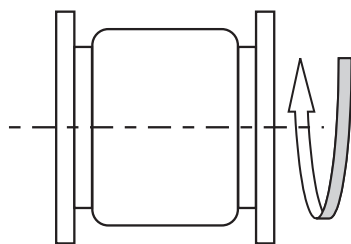
*Axial compression*



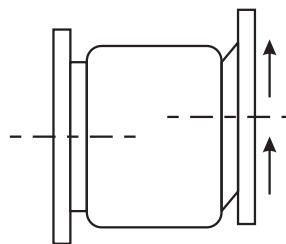
*Axial elongation*



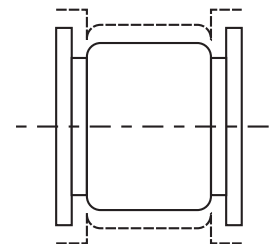
*Angular deflection  
bending of the centerline*



*Torsional movement  
rotation about the centerline (twist)*



*Transverse deflection  
perpendicular to centerline*



*Vibration*

Because we continually examine ways to improve our products, we reserve the right to alter specifications or discontinue products without prior notice.

## Expansion Joints

There are a number of reasons why rubber expansion joints can provide the ideal solution to your piping and plumbing problems:

- **Minimal face-to-face dimensions** — Rubber expansion joints require considerably less space than typical expansion bends or loops and frequently have a lower pressure drop. This can translate into savings on installation costs, as well as improved performance.
- **Light weight** — Rubber expansion joints are relatively light in weight. This makes installation easier and less costly.
- **Low movement forces required** — The natural flexibility of rubber expansion joints allows almost unlimited flexing and recovery, as well as requiring less force to move. This helps prevent damage to costly equipment and expensive down time.
- **Reduced fatigue factor** — The elastomers used in rubber expansion joints are not subject to fatigue breakdown or embrittlement. And they prevent electrolytic action.
- **Reduced heat loss** — Rubber expansion joints reduce heat losses and give longer maintenance-free service.
- **Corrosion- and erosion-resistance** — The superior corrosion-resistant characteristics of rubber expansion joints permit the safe handling of a wide variety of materials within the rated pressures and temperatures

### TYPICAL APPLICATIONS

- **Air Conditioning, Heating & Ventilation Systems**

Commercial & institutional buildings	Hospitals
Schools	Motels
Apartments	Hotels
Stores	Aboard ships & boats

- **Central & Ancillary Power Generating Stations**

Communities	Buildings
Factories	Aboard ships & boats


- **Sewage Disposal & Water Treatment Plants**

- **Irrigation & Fire Fighting Stations**

- **Process Piping**

Pulp & paper	Primary metal
Chemical	Petroleum refining

Because we continually examine ways to improve our products, we reserve the right to alter specifications or discontinue products without prior notice.



## Flanges

### CSPF Series (*Carbon Steel*)

#### Plate Flange

#### FEATURES AND ADVANTAGES

- Designed for use in low-pressure applications in noncorrosive environments.
- Commonly used with turn back nipples to create a floating flange.

#### MATERIAL SPECIFICATIONS

- Forged Carbon Steel.
- ANSI B16.56.
- ASTM A-105.

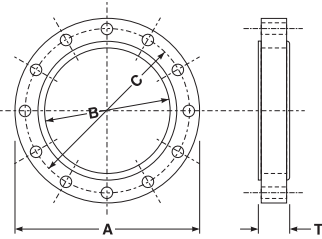
#### VIEW ONLINE



SCAN FOR INFO

or visit

[KOA.link/Flanges](http://KOA.link/Flanges)



Part Number	Size (in)	OD A (in)	Bore B	Circle C (in)	Thickness (in)	Number Bolt Holes	Diameter Bolt Holes (in)	PSI Rating at 70°F	Weight Each (lbs)
CSPF0150	1 1/2	5	1.950	3 7/8	5/8	4	5/8	150	2.70
CSPF0200	2	6	2.440	4 3/4	5/8	4	3/4	150	4.10
CSPF0250	2 1/2	7	2.940	5 1/2	5/8	4	3/4	150	5.35
CSPF0300	3	7 1/2	3.570	6	5/8	4	3/4	150	5.80
CSPF0400	4	9	4.570	7 1/2	5/8	8	3/4	150	8.00
CSPF0500	5	10	5.660	8 1/2	3/4	8	7/8	150	10.37
CSPF0600	6	11	6.720	9 1/2	3/4	8	7/8	150	11.76
CSPF0800	8	13 1/2	8.720	11 3/4	1	8	7/8	150	22.48
CSPF1000	10	16	10.880	14 1/4	1	12	1	150	26.83
CSPF1200	12	19	12.880	17	1	12	1	150	42.30

Because we continually examine ways to improve our products, we reserve the right to alter specifications or discontinue products without prior notice.



## Flanges

### CSRF Series (*Carbon Steel*)

#### Raised Face Slip-on Flange

#### FEATURES AND ADVANTAGES

- Designed for use in low-pressure applications in noncorrosive environments.
- Flange has no internal stop. To assemble slide a pipe through the flange and weld on both sides.

#### MATERIAL SPECIFICATIONS

- Forged Carbon Steel.
- ANSI B16.56.
- ASTM A-105.

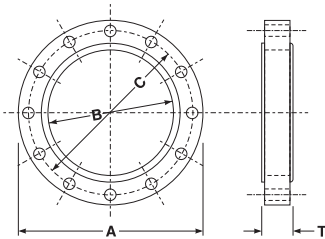
VIEW ONLINE



SCAN FOR INFO

or visit

[KOA.link/Flanges](http://KOA.link/Flanges)



Part Number	Size (in)	OD A (in)	Bore B	Circle C (in)	Thickness (in)	Number Bolt Holes	Diameter Bolt Holes (in)	PSI Rating at 70°F	Weight Each (lbs)
CSRF1500150	1 1/2	5	1.950	3 7/8	7/8	4	5/8	150	3.60
CSRF1500200	2	6	2.440	4 3/4	1	4	3/4	150	5.07
CSRF1500300	3	7 1/2	3.570	6	1 1/4	4	3/4	150	7.94
CSRF1500400	4	9	4.570	7 1/2	1 3/8	8	3/4	150	13.01
CSRF1500600	6	11	6.720	9 1/2	1 1/2	8	7/8	150	18.74
CSRF1500800	8	13 1/2	8.720	11 3/4	1 3/4	8	7/8	150	29.98
CSRF1501000	10	16	10.880	14 1/4	2	12	1	150	42.99

Because we continually examine ways to improve our products, we reserve the right to alter specifications or discontinue products without prior notice.



## Flanges

### CSRFTHD Series (*Carbon Steel*)

#### Raised Face Threaded Flange

#### FEATURES AND ADVANTAGES

- Designed for use in low-pressure applications in noncorrosive environments.
- Designed with female NPT threads for use with male threaded fittings.

#### MATERIAL SPECIFICATIONS

- Forged Carbon Steel.
- ANSI B16.56.
- ASTM A-105.

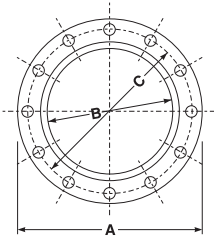
VIEW ONLINE



SCAN FOR INFO

or visit

[KOA.link/Flanges](http://KOA.link/Flanges)



Part Number	Size (in)	OD A (in)	Bore B	Circle C (in)	Thickness (in)	Number Bolt Holes	Diameter Bolt Holes (in)	PSI Rating at 70°F	Weight Each (lbs)
CSRFTHD1500150	1 1/2	5	1.950	3 7/8	7/8	4	5/8	150	3.60
CSRFTHD1500200	2	6	2.440	4 3/4	1	4	3/4	150	5.07
CSRFTHD1500250	2 1/2	7	2.940	5 1/2	1 1/8	4	3/4	150	7.05
CSRFTHD1500300	3	7 1/2	3.570	6	1 1/4	4	3/4	150	7.94
CSRFTHD1500400	4	9	4.570	7 1/2	1 3/8	8	3/4	150	13.01
CSRFTHD1500600	6	11	6.720	9 1/2	1 1/2	8	7/8	150	18.74
CSRFTHD1500800	8	13 1/2	8.720	11 3/4	1 3/4	8	7/8	150	29.98
CSRFTHD1501000	10	16	10.880	14 1/4	2	12	1	150	42.99
CSRFTHD1501200	12	19	12.880	17	2 1/8	12	1	150	63.93

Because we continually examine ways to improve our products, we reserve the right to alter specifications or discontinue products without prior notice.



## Hose Cutters

### HCMD

Medium Hose and Tubing Cutter

### HCLG

Large Hose and Tubing Cutter

### HCRCT

One Handed Ratchet Hose Cutter

#### FEATURES AND ADVANTAGES

- HCMD – Cuts up to 1 5/8" Hose and Tubing  
Weight 4.3 oz.
- HCLG – Cuts up to 1 7/8" OD Hose and Tubing  
Weight 5.0 oz.
- HCRCT – Cuts up to 2 1/2" OD Hoses  
Weight 1.4 lbs.

VIEW ONLINE



SCAN FOR INFO  
or visit

[KOA.link/Hose-Cutters](http://KOA.link/Hose-Cutters)



## Replacement Blades

### HCMD-BLADE

Replacement blade for Medium Cutter  
*Medium Hose and Tubing Cutter*

### HCLG-BLADE

Replacement blade for Large Cutter  
*Large Bundle - Hose - Tubing Cutter*

### HCRCT-BLADE

Replacement blade for One Handed Ratchet Cutter  
*Large Bundle - Hose - Tubing Cutter*

VIEW ONLINE



SCAN FOR INFO  
or visit

[KOA.link/Hose-Cutters](http://KOA.link/Hose-Cutters)

Because we continually examine ways to improve our products, we reserve the right to alter specifications or discontinue products without prior notice.

## ALFAMUFF Series

### Field Replaceable Fixed Flange-Muff Coupling



VIEW ONLINE



SCAN FOR INFO  
or visit  
[KOA.link/ALFAMUFF](http://KOA.link/ALFAMUFF)

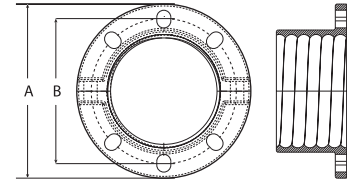
#### GENERAL APPLICATIONS

Specially designed for use with the T719AA abrasive slurry hose.

#### FEATURES AND ADVANTAGES

- **Easy Assembly** – Two identical half shells connected with bolts (included) can be assembled in the field.\*
- **Reduces Replacement Costs** – Re-usable and durable couplings since not in contact with transported abrasive materials.
- **Lightweight and Durable** – Aluminum lightweight-flanged connection system.
- **Compatibility** – Universal flanges with elliptical drilling patterns.

\* Coupling complete with bolts, nuts and washers.




Part Number	ID		Length		Max. Rec. WP (psi)	Thread Type	Flange Compatibility	Flange Dimensions				Weight Each (lbs)
	(in)	(mm)	(in)	(mm)				A (in)	A (mm)	B (in)	B (mm)	
ALFAMUFF200	2	51	3.35	85	150	UNIV	PN10/ASA150/TAB.D-E	6.50	165	4.72	120	3.15
ALFAMUFF300	3	76	3.35	85	150	UNIV	PN10/ASA150/TAB.D-E	7.87	200	6.06	154	3.73
ALFAMUFF400	4	102	3.35	85	150	UNIV	PN10/ASA150/TAB.D-E	9.05	230	7.16	182	4.71
ALFAMUFF600	6	152	4.53	115	150	UNIV	PN10/ASA150/TAB.D-E	11.22	285	9.29	236	8.34
ALFAMUFF800	8	203	5.90	150	150	UNIV	PN10/ASA150/TAB.D-E	13.58	345	11.50	292	13.26
ALFAMUFF1000	10	254	6.89	175	150	UNIV	PN10/ASA150/TAB.E	15.94	405	13.90	353	21.06
ALFAMUFF1200	12	305	7.68	195	150	UNIV	PN10/ASA150/TAB.D-E	19.49	495	16.46	418	30.23

10" size compatible with table E only

## ALFASEAL Series

### Flange Seal for Alfamuff Couplings



VIEW ONLINE



SCAN FOR INFO  
or visit  
[KOA.link/ALFASEAL](http://KOA.link/ALFASEAL)

#### GENERAL APPLICATIONS

Black SBR flange seal with elliptical drilling patterns compatible with the Alfamuff couplings.

Part Number	ID		Thickness (mm)	Weight Each (lbs)	Part Number	ID		Thickness (mm)	Weight Each (lbs)
	(in)	(mm)				(in)	(mm)		
ALFASEAL200	2	51	8	0.37	ALFASEAL800	8	203	8	1.30
ALFASEAL300	3	76	8	0.54	ALFASEAL1000	10	254	8	1.60
ALFASEAL400	4	102	8	0.69	ALFASEAL1200	12	305	8	2.46
ALFASEAL600	6	152	8	0.95					

Because we continually examine ways to improve our products, we reserve the right to alter specifications or discontinue products without prior notice.

# **SPECIFICATIONS/ APPLICATIONS**

## **Camlock Information Chemical Resistance Guide**



### WHAT ARE CAMLOCKS?

Camlocks connect two hoses and/or pipes together so material can be easily transferred between them. They do not require tools to connect or disconnect. They are used in many industries, are versatile and ideal connections for many projects. Combined with their cost effectiveness, it makes them some of the most popular couplings in the world.

### STANDARDS

Camlocks are manufactured to the military specification A-A-59326. This specification covers the dimensions and machining tolerances, materials, finish, and pressure ratings.

### FUNCTION

The cams at the end of each lever on the female end align with circumferential groove on the male end. When the levers are rotated to the locked position, they pull the male end into the female socket, creating a tight seal against a gasket within the female socket. The arms lock into position preventing accidental decoupling. Safety pins are common features that provide additional security, and in some cases female end self-locking levers are also available. Because the groove is cut all the way around the male end, there is no specific rotational alignment necessary to couple, as there would be with threaded connections, and there is no opportunity for cross-threading. This results in a fast, error-resistant coupling operation.

### ADVANTAGES

- Camlocks are versatile thanks to their rugged construction, which allows them to handle most liquid, powder, and fuel transfer applications without premature wear,
- Their cost effectiveness offers an affordable option when compared with conventional ways of connecting hoses and pipes. Their ease of use and reliability produce further cost savings in the form of reduced labor and maintenance costs.
- Easy to install and disassemble.
- Easy to keep clean - no threads required in the coupling process prevents the couplings from dirt and grime.
- Diverse — camlocks are used in many different industries such as chemical, pharmaceutical, military, water and sewage, fuel delivery, agriculture, construction, manufacturing, and oil industries.

### TYPES AND SIZES

The most common types of camlocks are the ones listed below. The letter codes represent the common designation for each type. Sizes available range from 1/2" to 12".

- Type A - Coupler (male end) with female thread
- Type B - Coupler (female end) with male thread
- Type C - Coupler (female end) with hose shank/barb
- Type D - Coupler (female end) with female thread
- Type E - Coupler (male end) with hose shank/barb
- Type F - Coupler (male end) with male thread
- Type DC - Dust Cap (female)
- Type DP - Dust Plug (male)

Because we continually examine ways to improve our products, we reserve the right to alter specifications or discontinue products without prior notice.



**CAMLOCK MATERIALS AND USES**

**Stainless Steel**

Stainless steel is widely used for manufacturing fittings due to its strength, corrosion resistance, and ability to withstand extreme temperatures. This combination of properties makes stainless steel the ideal option for food and beverage applications, which entail frequent, high temperature sanitation protocols. However, their durability and corrosion resistance also lend themselves to marine, oil and gas, and similarly demanding environments.

**Brass**

Although brass is not as strong as stainless steel, it is highly resistant to damage and corrosion. Brass performs especially well against saltwater corrosion, so it is commonly found in marine applications.

**Aluminum**

Aluminum is a lightweight metal with an excellent strength-to-weight ratio. At the same time, aluminum is more cost-effective than stainless steel or brass, so it is a good alternative for general industrial applications. This combination of strength of material and cost-effectiveness makes it the most popular camlock material.

**Polypropylene**

Polypropylene is a cost-effective, high-performance alternative to metal options. Despite lacking the strength of stainless steel or aluminum, polypropylene offers excellent corrosion resistance and impressive durability, which makes polypropylene camlocks a strong choice for industrial and agricultural applications.

**Nylon**

Nylon has similar performance characteristics to polypropylene, but it can withstand higher temperatures, variable humidity, and has some additional chemical resistance versus the polypropylene. Nylon camlocks are used in industrial and agricultural applications where heat and moisture are of concern.

**COMMON CAMLOCK MATERIALS AND APPLICATIONS**

MATERIAL	FEATURES	APPLICATIONS
Stainless Steel	Strength, corrosion resistance and ability to withstand extreme temperatures	Food & beverage, chemical, marine, oil & gas
Brass	Strength, corrosion resistance - especially saltwater, non-sparking	Water, oil, marine, coolants
Aluminum	Lightweight, Excellent strength-to-weight ratio, cost-effective, best combination of durability and price	Agriculture, industrial, petroleum, construction, irrigation
Polypropylene	Cost-effective high-performance alternative to metals, corrosion resistance	Agriculture, industrial
Glass Reinforced Nylon	Corrosion resistance, higher temps and more chemical resistance than polypropylene	Agriculture, industrial

Because we continually examine ways to improve our products, we reserve the right to alter specifications or discontinue products without prior notice.

These recommendations are based upon information from material suppliers and careful examination of available published information and are believed to be accurate. However, since the resistance of metals, plastics and elastomers can be affected by concentration, temperature, presence of other chemicals and other factors, this information should be considered as a general guide rather than an unqualified guarantee. All recommendations assume ambient temperatures unless otherwise noted. The ratings for these materials are based upon the chemical resistance only. Added consideration must be given to pump selections when the chemical is abrasive, viscous in nature, or has a Specific Gravity greater than 1.1

### RATINGS - CHEMICAL EFFECT

**A** No effect - Excellent    **B** Minor effect - Good    **C** Moderate effect - Fair    **D** Severe effect - Not Recommended

	304 Stainless Steel	316 Stainless Steel	Aluminum	Cast Bronze	Brass	Cast Iron	Carbon Steel	Nylon	Polypropylene	Viton	Buna-N	Neoprene	EPDM	Natural Rubber
Acetaldehyde <sup>5</sup>	A	A	B	D	-	-	C	A	B	D	B	D	B	C
Acetamide	B	A	-	-	-	-	C	-	-	A	A	A	A	D
Acetate Solv. <sup>2</sup>	B	A	B	A	C	B	A	A	D	D	D	D	-	-
Acetic Acid, Glacia <sup>1</sup>	B	A	B	C	C	D	A	D	B	D	D	C	B	C
Acetic Acid 20%	B	A	-	-	C	-	-	D	A	A	C	C	-	-
Acetic Acid 80%	B	A	-	-	C	-	-	D	B	A	C	D	-	-
Acetic Acid	B	A	B	C	C	D	C	D	A	C	C	C	B	C
Acetic Anhydride	A	A	B	C	C	B	D	D	A	D	A	B	B	C
Acetone <sup>6</sup>	A	A	A	A	A	A	A	A	B	D	D	C	A	D
Acetyl Chloride	C	A	-	D	-	-	-	-	A	-	-	-	-	A
Acetylene <sup>2</sup>	A	A	A	B	-	A	A	A	D	A	A	B	A	C
Acrylonitrile	A	C	B	A	-	C	-	-	B	C	D	D	D	-
Alcohols Amyl	A	A	C	A	B	C	C	A	B	A	A	A	A	C
Benzyl	A	A	B	A	C	-	-	A	A	A	D	B	B	D
Butyl	A	A	B	B	C	C	C	A	B	A	A	A	A	A
Diacetone <sup>2</sup>	A	A	A	A	C	-	A	A	D	D	D	D	A	D
Ethyl	A	A	B	A	C	A	A	A	A	A	A	B	A	A
Hexyl	A	A	A	A	C	-	A	A	A	A	A	B	A	A
Isobutyl	A	A	B	A	C	-	A	A	A	A	C	A	A	A
Isopropyl	A	A	B	A	C	C	A	A	A	A	C	B	A	A
Methyl <sup>6</sup>	A	A	B	A	C	A	A	A	C	B	A	A	A	A
Octyl	A	A	A	A	C	-	A	A	-	A	B	B	A	C
Propyl	A	A	A	A	-	-	A	A	A	A	A	A	A	A
Aluminum Chloride 20%	D	C	B	D	-	-	D	A	A	A	A	A	A	A
Aluminum Chloride	D	C	D	C	-	-	D	B	D	A	A	A	-	-
Aluminum Fluoride	D	C	-	-	-	-	A	D	A	A	A	A	-	C
Aluminum Hydroxide <sup>6</sup>	A	A	A	A	-	-	D	A	A	A	A	A	-	A
Alum Potassium Sulfate (Alum), 10%	A	-	A	-	-	-	D	A	A	-	A	-	A	-
Alum Potassium Sulfate (Alum), 100%	D	A	B	C	-	-	A	D	A	A	A	A	-	A
Aluminum Sulfate	C	C	A	C	C	D	A	A	A	A	A	A	A	A
Amines	A	A	A	B	-	-	A	B	A	-	D	D	B	B
Ammonia 10%	-	A	-	-	-	-	-	A	A	A	D	A	-	-
Ammonia, Anhydrous	B	A	B	D	-	-	D	B	A	A	D	B	A	D
Ammonia, Liquids	A	A	D	D	-	-	A	A	-	A	D	B	A	D
Ammonia, Nitrate	A	A	C	D	-	-	A	-	A	-	A	C	-	-

	304 Stainless Steel	316 Stainless Steel	Aluminum	Cast Bronze	Brass	Cast Iron	Carbon Steel	Nylon	Polypropylene	Viton	Buna-N	Neoprene	EPDM	Natural Rubber
Ammonium Bifluoride	C	A	D	-	-	-	-	-	A	A	A	A	-	-
Ammonium Carbonate	A	A	C	B	-	C	B	A	A	B	D	A	A	-
Ammonium Casenite	-	A	-	-	-	-	-	-	-	-	-	A	-	-
Ammonium Chloride	A	C	C	D	C	D	D	A	A	A	A	A	A	A
Ammonium Hydroxide	A	A	C	D	D	A	C	A	A	B	B	A	A	C
Ammonium Nitrate	A	A	B	D	D	A	D	D	A	D	A	A	A	A
Ammonium Oxalate	A	A	-	-	-	-	A	-	-	-	A	A	-	-
Ammonium Persulfate	A	A	C	A	-	-	D	A	D	A	C	A	A	A
Ammonium Phosphate, Dibasic	A	A	B	C	-	-	D	A	A	A	A	A	A	A
Ammonium Phosphate, Monobasic	A	A	B	D	-	-	A	A	A	A	A	A	A	A
Ammonium Phosphate, Tribasic	A	A	B	C	-	C	D	A	A	A	A	A	A	A
Ammonium Sulfate	D	B	B	B	C	C	C	D	A	D	A	A	A	A
Ammonium Thio-Sulfate	-	A	-	-	-	-	D	A	-	-	-	A	A	-
Amyl-Acetate	A	A	B	C	-	-	C	B	D	D	D	D	A	D
Amyl Alcohol	A	A	B	A	-	-	A	A	A	B	B	A	A	C
Amyl Chloride	C	B	D	A	-	-	A	C	D	A	D	D	D	D
Aniline	A	A	C	C	-	-	C	C	B	C	D	D	B	D
Anti-Freeze	A	A	A	B	B	B	C	A	A	A	A	A	A	A
Antimony Trichloride	D	D	D	-	-	-	-	D	-	A	-	C	-	A
Aqua Regia (80%, HCl, 20%, HNO)	D	D	D	D	-	-	-	D	C	C	D	D	D	D
Arochlor 1248	-	-	-	-	-	-	-	A	-	-	A	D	D	B
Aromatic Hydrocarbons	-	A	A	A	-	-	A	A	-	-	A	D	D	D
Arsenic Acid	A	A	D	D	B	D	D	A	A	A	A	A	-	C
Asphalt	B	A	C	A	-	C	-	A	A	A	B	B	D	D
Barium Carbonate	A	A	B	B	-	B	B	A	A	A	A	A	-	A
Barium Chloride	D	A	D	B	-	-	C	B	A	A	A	A	A	A
Barium Cyanide	-	A	-	C	-	-	A	-	-	A	C	A	A	-
Barium Hydroxide	C	A	D	B	-	C	C	A	A	A	A	A	A	A
Barium Nitrate	A	A	-	D	-	-	A	A	-	-	A	A	A	-
Barium Sulfate	A	A	D	C	-	C	C	A	A	A	A	A	A	-
Beet Sugar Liquids	A	A	A	A	B	A	-	A	A	A	A	B	A	A
Benzaldehyde <sup>3</sup>	A	A	B	A	-	B	A	C	D	D	D	D	A	D
Benzene <sup>2</sup>	A	A	B	B	A	B	C	A	D	A	D	D	D	D
Benzoic Acid <sup>2</sup>	A	A	B	B	-	D	-	D	D	A	D	D	D	D

SEE FOOTNOTES ON PAGE 303

Because we continually examine ways to improve our products, we reserve the right to alter specifications or discontinue products without prior notice.



### RATINGS - CHEMICAL EFFECT

**A** No effect - Excellent    **B** Minor effect - Good    **C** Moderate effect - Fair    **D** Severe effect - Not Recommended

	304 Stainless Steel	316 Stainless Steel	Aluminum	Cast Bronze	Brass	Cast Iron	Carbon Steel	Nylon	Polypropylene	Viton	Buna-N	Neoprene	EPDM	Natural Rubber
Benzol	A	A	B	B	A	-	-	A	A	D	D	D	-	-
Borax (Sodium Borate)	A	A	C	A	B	A	C	A	A	A	B	A	A	C
Boric Acid	A	A	B	B	C	D	-	A	A	A	A	A	A	A
Brewery Slop	-	A	-	A	-	A	-	-	-	A	A	A	-	-
Bromine <sup>2</sup> (wet)	D	D	D	C	-	D	D	D	D	A	D	D	D	D
Butadiene	A	A	A	C	A	C	C	A	-	A	A	B	A	-
Butane <sup>2 1</sup>	A	A	A	A	A	C	C	A	D	A	A	B	D	D
Butanol	A	A	A	A	-	-	-	-	-	-	-	-	-	-
Butter	B	A	A	D	-	D	-	-	A	A	B	A	D	-
Buttermilk	A	A	A	D	-	D	-	A	-	A	A	A	-	D
Butylene	B	A	A	A	A	A	A	-	A	B	-	D	D	-
Butyl Acetate <sup>1</sup>	-	C	A	A	-	-	A	-	D	D	B	D	B	D
Butyric Acid <sup>1</sup>	B	A	B	C	-	D	-	D	A	D	D	D	B	-
Calcium Bisulfate	D	A	D	D	D	D	-	A	-	A	A	C	-	A
Calcium Bisulfide	-	B	C	C	-	-	-	A	A	A	A	A	D	-
Calcium Bisulfite	B	A	C	C	-	-	-	A	A	A	A	A	-	A
Calcium Carbonate	A	A	C	C	-	D	-	A	A	A	A	A	-	A
Calcium Chlorate	B	A	-	C	-	-	-	A	-	A	-	A	-	A
Calcium Chloride	A	D	C	B	-	C	-	A	A	A	A	D	A	A
Calcium Hydroxide	A	A	C	B	-	-	-	A	A	A	A	A	A	A
Calcium Hypochlorite	D	C	C	D	-	D	-	D	A	A	B	D	A	C
Calcium Sulfate	A	A	B	B	-	-	-	A	A	A	A	D	-	C
Calgon	A	A	-	C	-	D	-	-	A	A	A	A	-	-
Cane Juice <sup>2</sup>	A	A	B	B	C	A	-	A	D	-	A	A	-	A
Carbolic Acid (See Phenol)														
Carbon Bisulfide <sup>2</sup>	A	A	A	C	-	B	-	A	D	A	D	D	D	D
Carbon Dioxide (wet)	A	A	C	C	C	C	-	-	-	-	-	-	-	-
Carbon Disulfide <sup>2</sup>	B	A	C	C	C	B	C	A	D	A	D	D	D	D
Carbon Monoxide	A	A	A	-	-	-	-	A	A	A	A	B	A	C
Carbon Tetrachloride <sup>2 1</sup>	B	B	C	C	A	C	D	A	D	A	C	D	-	D
Carbonated Water	A	A	A	B	-	D	-	A	A	A	A	A	-	-
Carbonic Acid	A	B	A	B	-	D	-	A	A	A	B	A	A	A
Catsup	A	A	D	C	-	D	-	A	A	A	A	C	-	-
Chloroacetic Acid <sup>2</sup>	D	D	C	D	-	D	-	D	D	D	D	D	B	D
Chloric Acid	D	D	-	-	-	-	-	-	-	D	D	-	-	-
Chlorinated Glue	A	A	D	C	-	D	-	C	-	A	C	D	B	D
Chlorine, Anhydrous Liquid	D	D	D	D	-	C	-	D	D	A	D	D	B	D
Chlorine (dry)	A	A	D	A	B	A	-	-	-	D	-	D	-	D
Chlorine Water	-	D	D	D	D	D	-	D	D	A	D	D	-	-
Chlorobenzene (Mono)	A	A	B	B	-	B	C	A	D	A	D	D	D	D
Chloroform	A	A	D	B	-	D	C	C	D	A	D	D	D	D
Chlorosulfonic Acid <sup>1</sup>	D	-	D	D	-	-	D	D	D	D	D	D	D	D
Chlorox (Bleach)	A	A	C	A	-	D	C	D	D	A	C	B	B	D
Chocolate Syrup	A	A	A	-	-	D	-	A	A	A	A	A	-	D
Chromic Acid 5%	A	A	C	D	D	D	-	D	A	A	D	D	A	B

	304 Stainless Steel	316 Stainless Steel	Aluminum	Cast Bronze	Brass	Cast Iron	Carbon Steel	Nylon	Polypropylene	Viton	Buna-N	Neoprene	EPDM	Natural Rubber
Chromic Acid 10%	B	-	-	-	D	-	-	D	A	A	D	D	-	-
Chromic Acid 30%	B	-	-	-	D	-	-	D	A	A	D	D	-	-
Chromic Acid 50%	B	B	C	D	D	D	-	D	B	A	D	D	A	D
Cider	A	A	B	A	-	D	-	-	A	A	A	-	-	-
Citric Acid	A	A	C	D	C	D	-	C	B	A	D	A	A	A
Citric Oils	A	A	C	B	-	-	-	-	A	A	A	D	-	-
Coffee	A	A	A	B	-	C	-	A	A	A	A	-	-	A
Copper Chloride	D	D	D	D	-	D	-	D	A	A	A	A	A	A
Copper Cyanide	A	A	D	C	-	D	-	A	A	B	B	A	A	A
Copper Floborate	D	D	D	D	-	D	-	-	A	B	A	-	-	A
Copper Nitrate	A	A	D	D	-	-	-	D	A	A	A	A	-	-
Copper Sulfate (5% Sol)	A	A	D	D	D	D	-	D	A	A	A	A	-	C
Copper Sulfate	B	-	-	C	D	-	-	C	A	B	B	A	A	-
Cream	A	A	A	C	-	D	-	A	A	A	A	C	-	-
Cresols <sup>2</sup>	A	A	B	D	C	-	-	C	D	D	D	D	D	D
Cresylic Acid	A	A	C	C	-	-	-	D	-	A	D	D	D	D
Cyclohexane	A	-	A	A	-	-	A	-	D	A	A	D	D	D
Cyanic Acid	A	-	-	-	-	-	-	-	-	C	D	-	-	-
Detergents	A	A	A	A	-	-	-	A	A	A	A	B	A	C
Dichlorethane	A	A	-	-	-	-	-	A	-	B	-	D	-	D
Diesel Fuel	A	A	A	A	-	A	A	-	D	A	A	D	D	D
Diethylamine	A	-	A	A	-	-	-	C	D	B	B	B	B	C
Diethylene Glycol	A	-	-	A	-	-	-	A	-	A	A	A	A	A
Diphenyl Oxide	A	-	-	A	-	-	-	-	A	D	D	D	D	D
Dyes	A	A	B	C	-	-	-	-	A	-	C	-	-	-
Epsom Salts (Magnesium Sulfate)	A	A	A	B	-	-	-	-	A	A	A	A	-	C
Ethane	A	-	A	A	-	-	-	-	A	A	B	D	D	D
Ethanolamine	A	A	-	-	-	-	C	-	D	B	B	-	-	C
Ether <sup>3</sup>	A	A	A	B	A	-	B	C	-	C	D	D	C	D
Ethyl Acetate <sup>2</sup>	A	A	B	B	-	-	C	A	C	D	D	D	B	D
Ethyl Chloride	A	A	B	B	-	C	D	A	D	A	D	C	A	A
Ethyl Sulfate	D	-	-	-	-	-	-	-	A	A	-	-	-	-
Ethylene Chloride <sup>2</sup>	A	A	C	A	-	C	C	-	D	A	D	D	C	D
Ethylene Dichloride	A	A	D	C	-	-	C	A	A	A	D	D	C	D
Ethylene Glycol <sup>4</sup>	A	A	A	B	B	B	C	A	A	A	A	A	A	A
Ethylene Oxide	-	A	A	A	-	-	-	A	-	D	D	C	C	D
Fatty Acids	A	A	B	C	-	D	-	A	A	C	B	C	C	C
Ferric Acid	D	D	D	D	D	D	-	D	A	A	D	B	A	A
Ferric Nitrate	A	A	D	D	-	-	-	D	A	A	A	A	A	A
Ferric Sulfate	A	C	D	D	D	D	-	A	A	A	B	A	-	A
Ferrous Chloride	D	D	D	C	-	D	-	D	A	A	B	A	-	A
Ferrous Sulfate	A	C	D	C	-	D	D	D	A	A	B	A	-	A
Fluoboric Acid	D	B	-	-	-	D	-	C	A	A	B	A	-	-
Fluorine	D	D	D	D	-	D	D	D	-	-	-	-	-	-

SEE FOOTNOTES ON PAGE 303

Because we continually examine ways to improve our products, we reserve the right to alter specifications or discontinue products without prior notice.

### RATINGS - CHEMICAL EFFECT

**A** No effect - Excellent    **B** Minor effect - Good    **C** Moderate effect - Fair    **D** Severe effect - Not Recommended

	304 Stainless Steel	316 Stainless Steel	Aluminum	Cast Bronze	Brass	Cast Iron	Carbon Steel	Nylon	Polypropylene	Viton	Buna-N	Neoprene	EPDM	Natural Rubber
Fluosilicic Acid	-	B	D	-	-	D	-	D	A	B	A	A	-	-
Formaldehyde 40%	-	A	-	-	-	-	-	D	A	D	B	A	-	-
Formaldehyde	A	A	A	A	B	D	A	A	A	D	C	D	B	C
Formic Acid <sup>6</sup>	A	B	D	C	C	D	D	D	A	B	D	D	A	C
Freon 111	-	A	B	B	-	C	B	A	-	B	C	D	D	D
Freon 12 (wet) <sup>2</sup>	-	D	B	B	-	-	-	A	A	A	A	B	B	D
Freon 22	-	A	B	B	-	-	-	A	-	D	D	A	A	A
Freon 113	-	A	B	B	-	-	-	A	-	C	A	A	-	D
Freon T.F. <sup>4</sup>	-	A	B	B	-	-	-	A	D	B	A	A	D	D
Fruit Juice	A	A	B	B	-	D	D	A	A	A	A	A	-	-
Fuel Oils	A	A	A	B	-	C	B	A	B	A	A	B	D	D
Furan Resin	A	A	A	A	-	A	A	-	A	D	D	-	D	-
Furfural <sup>1</sup>	A	A	A	A	-	A	A	-	D	D	D	D	B	D
Gallic Acid	A	A	A	A	-	D	D	A	-	B	A	-	-	-
Gasoline <sup>1 4</sup>	A	A	A	A	-	A	A	A	C	A	A	D	C	D
Gelatin	A	A	A	A	C	D	D	A	A	A	A	A	A	A
Glucose	-	A	A	A	A	B	B	A	A	A	A	A	A	A
Glue P.V.A. <sup>1</sup>	B	A	B	A	-	-	A	A	-	A	A	A	-	-
Glycerine	A	A	A	A	B	B	B	A	A	A	A	A	A	A
Glycolic Acid	-	-	-	-	-	-	-	-	A	A	A	A	-	-
Gold Monocyanide	-	A	-	A	-	D	-	-	-	A	A	A	-	-
Grape Juice	A	A	B	B	-	D	-	-	-	A	A	A	-	-
Grease <sup>4</sup>	A	A	A	B	-	A	A	A	-	A	A	D	-	-
Heptane <sup>1</sup>	-	A	A	A	-	B	A	D	A	A	B	D	-	-
Hexane <sup>1</sup>	A	A	A	B	-	B	A	C	A	A	B	D	D	-
Honey	A	A	A	A	-	A	-	A	A	A	A	A	-	-
Hydraulic Oils (Petroleum) <sup>1</sup>	A	A	A	B	-	A	A	A	D	A	A	B	D	D
Hydraulic Oils (Synthetic) <sup>1</sup>	A	A	A	A	-	A	-	A	D	A	C	-	-	-
Hydrazine	A	A	-	-	-	C	-	-	A	B	B	A	C	-
Hydrobromic Acid 20%	-	D	-	-	-	-	-	D	A	A	D	C	-	-
Hydrobromic Acid <sup>4</sup>	D	D	D	D	-	D	D	D	B	A	D	D	A	A
Hydrochloric Acid (Dry Gas)	C	A	D	-	-	D	-	-	-	-	-	-	A	-
Hydrochloric Acid 20% <sup>4</sup>	D	D	D	D	-	D	-	D	A	A	C	C	A	C
Hydrochloric Acid 37% <sup>4</sup>	D	D	D	D	-	D	-	D	A	A	C	C	C	D
Hydrochloric Acid 100%	D	D	D	D	-	D	-	D	-	C	D	C	-	A
Hydrocyanic Acid	A	A	A	D	D	-	C	A	A	A	C	B	-	A
Hydrocyanic Acid (Gas 10%)	D	D	-	-	-	-	-	-	-	-	-	C	A	C
Hydrofluoric Acid 20% <sup>1</sup>	D	D	D	D	-	D	-	D	A	A	D	C	A	C
Hydrofluoric Acid 75% <sup>1 2</sup>	C	D	D	D	-	D	-	D	B	A	D	D	C	C
Hydrofluoric Acid 100%	D	D	D	D	-	D	D	-	-	D	D	-	D	-
Hydrofluosilicic Acid 20%	D	D	D	A	-	D	-	D	A	A	B	B	A	A
Hydrofluosilicic Acid	D	D	C	D	-	-	-	-	-	-	-	A	-	-
Hydrogen Gas	A	A	A	A	-	B	B	-	-	A	-	-	-	-
Hydrogen Peroxide 10%	C	C	A	D	D	D	-	D	-	A	D	-	C	-
Hydrogen Peroxide 30%	-	B	-	-	D	-	-	D	A	A	D	C	-	-

	304 Stainless Steel	316 Stainless Steel	Aluminum	Cast Bronze	Brass	Cast Iron	Carbon Steel	Nylon	Polypropylene	Viton	Buna-N	Neoprene	EPDM	Natural Rubber
Hydrogen Peroxide	A	B	A	D	D	D	D	D	A	A	D	D	C	C
Hydrogen Sulfide, Aqueous Solution	D	A	C	D	C	D	-	D	A	D	C	B	A	D
Hydrogen Sulfide (dry)	C	A	D	D	C	B	B	D	-	D	-	-	-	A
Hydroxyacetic Acid (70%)	-	-	D	-	-	-	-	-	A	A	A	A	-	-
Ink	A	A	C	C	-	D	D	A	-	A	A	A	-	-
Iodine	D	D	D	D	-	D	-	D	D	A	B	D	B	D
Iodine (in Alcohol)	-	B	-	-	-	-	-	D	B	A	D	D	-	-
Iodoform	C	A	A	C	-	C	B	A	-	A	-	-	-	-
Isotane <sup>2</sup>	-	-	A	-	-	-	-	-	D	A	A	-	-	D
Isopropyl Acetate	-	B	C	-	-	-	-	-	-	D	D	D	B	D
Isopropyl Ether <sup>2</sup>	-	A	A	A	-	-	A	-	D	D	B	D	D	D
Jet Fuel (JP#, JP4, JP5)	A	A	A	A	-	A	A	A	D	A	A	D	D	D
Kerosene <sup>2</sup>	A	A	A	A	A	A	B	A	D	A	A	D	A	D
Ketones	A	A	B	A	-	A	A	A	D	D	D	D	D	C
Lacquers	A	A	A	A	C	C	C	A	A	D	D	D	-	D
Lacquer Thinners	-	A	-	-	C	-	-	A	B	-	D	D	A	-
Lactic Acid	A	B	C	D	-	D	D	C	A	B	B	A	B	A
Lard	A	A	A	A	-	A	C	A	A	A	A	B	-	D
Latex	A	A	A	A	-	-	A	-	A	A	C	A	-	-
Lead Acetate	A	A	D	C	-	-	D	A	A	D	B	D	A	A
Lead Sulfamate	-	-	-	-	-	-	-	-	A	A	B	A	D	C
Ligroin <sup>3</sup>	-	A	-	A	-	-	-	-	D	A	A	B	A	D
Lime	A	A	C	A	-	A	-	-	-	A	A	B	D	-
Lubricants	A	A	A	B	-	-	-	A	A	A	A	D	-	D
Magnesium Carbonate	A	A	-	-	-	-	-	-	A	-	A	A	A	-
Magnesium Chloride	B	B	D	B	C	D	C	A	A	A	A	A	A	A
Magnesium Hydroxide	A	A	D	C	B	B	B	A	A	A	B	B	-	C
Magnesium Nitrate	A	A	-	-	-	-	-	A	A	A	A	A	-	-
Magnesium Oxide	A	A	-	-	-	-	-	-	-	A	A	A	-	-
Magnesium Sulfate	B	A	B	B	B	C	B	A	A	A	A	A	D	C
Maleic Acid	A	A	B	C	-	-	B	A	C	A	D	A	D	D
Maleic Anhydride	-	-	-	-	-	-	-	-	A	D	D	-	D	-
Malic Acid	A	A	C	D	-	-	D	A	-	B	-	A	-	A
Mash	A	A	-	A	-	-	-	-	-	A	A	-	-	-
Mayonnaise	A	A	D	D	-	D	D	A	A	A	A	-	-	-
Melamine	D	D	-	D	-	-	-	-	-	-	C	-	-	-
Mercuric Chloride (Dilute Solution)	D	D	D	D	D	D	D	A	A	A	A	A	A	A
Mercuric Cyanide	A	A	D	D	-	-	D	-	A	-	A	-	-	-
Mercury	A	A	C	D	D	A	A	A	A	A	A	A	A	A
Methanol (See Alcohol)														
Methyl Acetate	-	A	A	A	-	-	B	-	-	D	D	B	B	D
Methyl Acrylate	-	-	-	-	-	-	-	-	-	D	D	B	B	D
Methyl Acetone	-	A	A	A	-	A	A	-	-	D	D	D	-	-
Methyl Alcohol 10%	-	A	C	C	-	-	B	A	-	-	B	-	-	A

SEE FOOTNOTES ON PAGE 303

Because we continually examine ways to improve our products, we reserve the right to alter specifications or discontinue products without prior notice.



**RATINGS - CHEMICAL EFFECT**

**A** No effect - Excellent    **B** Minor effect - Good    **C** Moderate effect - Fair    **D** Severe effect - Not Recommended

	304 Stainless Steel	316 Stainless Steel	Aluminum	Cast Bronze	Brass	Cast Iron	Carbon Steel	Nylon	Polypropylene	Viton	Buna-N	Neoprene	EPDM	Natural Rubber
Methyl Bromide	-	-	-	-	-	-	-	-	-	A	B	D	D	D
Methyl Butyl Ketone	-	A	A	-	-	-	-	-	-	D	D	D	A	D
Methyl Cellosolve	-	-	A	A	-	-	-	-	A	D	D	D	B	D
Methyl Chloride	A	A	D	A	-	-	-	A	D	A	D	D	C	D
Methyl Dichloride	-	-	-	-	-	-	-	-	-	A	D	D	D	D
Methyl Ethyl Ketone	A	A	A	A	-	-	-	A	A	D	D	D	A	D
Methyl Isobutyl Ketone <sup>2</sup>	-	A	-	-	-	-	-	A	C	D	D	D	C	D
Methyl Isopropyl Ketone	-	A	-	-	-	-	-	A	-	D	D	D	B	D
Methyl Methacrylate	-	-	-	-	-	-	-	-	-	D	D	D	D	D
Methylamine	-	A	A	D	-	B	B	-	-	-	B	-	-	-
Methylene Chloride	A	A	A	A	C	-	B	D	D	D	D	D	D	D
Milk	A	A	A	C	C	D	D	A	A	A	A	A	A	A
Molasses	A	A	A	A	B	A	A	A	A	A	A	A	-	-
Mustard	A	A	B	B	-	C	B	A	A	A	B	C	-	-
Naptha	A	A	A	B	-	B	B	A	A	A	B	D	D	D
Napthalene	A	B	B	C	-	B	A	-	B	B	D	D	D	D
Nickel Chloride	A	B	D	D	-	D	-	A	A	A	A	A	A	A
Nickel Sulfate	A	B	D	C	C	D	D	A	A	A	A	A	A	C
Nitric Acid (10% Solution)	A	A	D	D	-	D	D	D	A	A	D	D	B	D
Nitric Acid (20% Solution)	A	A	D	D	-	D	D	A	A	D	D	D	D	D
Nitric Acid (50% Solution)	A	A	D	D	-	D	D	A	A	D	D	D	D	D
Nitric Acid (Concentrated Solution)	D	B	B	D	D	D	-	D	D	B	D	D	D	D
Nitrobenzene <sup>2</sup>	A	B	C	D	-	B	B	C	C	D	D	D	D	D
Oils Aniline	A	A	C	A	-	A	-	C	A	A	D	D	B	D
Anise	A	A	-	-	-	-	-	-	-	-	-	D	-	-
Bay	A	A	-	-	-	-	-	-	-	A	-	D	-	-
Bone	A	A	-	A	-	-	-	-	-	A	A	D	-	-
Castor	A	A	A	A	-	A	-	-	-	A	A	A	B	A
Cinnamon	A	A	-	-	-	-	-	-	-	A	D	-	D	-
Citric	A	A	-	D	-	D	-	A	A	A	A	D	-	-
Clove	A	A	-	-	-	-	-	A	B	-	A	-	-	-
Coconut	A	A	B	A	-	A	-	A	A	A	A	A	A	D
Cod Liver	A	A	B	-	-	-	-	A	A	A	A	B	A	D
Corn	A	A	B	B	-	A	-	A	A	A	A	D	C	D
Cotton Seed	A	A	B	B	-	A	C	A	A	A	A	D	C	D
Cresote <sup>2</sup>	A	A	A	-	-	-	-	-	D	A	A	B	D	D
Diesel Fuel (2D, 3D, 4D, 5D)	A	A	A	A	-	-	-	A	A	A	A	D	D	D
Fuel (1, 2, 3, 5A, 5B, 6)	A	A	A	A	-	-	-	-	B	A	B	D	D	D
Ginger Oil	A	A	-	-	-	-	-	-	A	A	A	-	-	-
Hydraulic Oil (See Hydraulic)														
Lemon Oil	A	A	-	-	-	-	-	-	D	A	-	D	-	-
Linseed Oil	A	A	A	A	-	A	-	A	A	A	A	D	D	D
Mineral Oil	A	A	A	A	-	A	B	A	B	A	A	B	D	D
Olive Oil	A	A	A	B	-	A	B	A	A	A	A	B	-	D

	304 Stainless Steel	316 Stainless Steel	Aluminum	Cast Bronze	Brass	Cast Iron	Carbon Steel	Nylon	Polypropylene	Viton	Buna-N	Neoprene	EPDM	Natural Rubber
Orange	A	A	-	-	-	-	-	A	A	A	A	D	-	-
Palm	A	A	A	B	-	-	-	A	-	A	A	D	-	-
Peanut <sup>3</sup>	A	A	A	A	-	A	-	-	D	A	A	D	-	D
Peppermint <sup>2</sup>	A	A	-	A	-	-	-	-	D	A	D	D	-	-
Pine	A	A	A	D	-	C	B	-	-	A	A	D	-	D
Rape Seed	A	A	-	A	A	-	-	-	-	A	B	D	-	D
Rosin	A	A	A	-	-	-	-	A	A	A	A	-	-	-
Sesame Seed	A	A	A	A	-	A	-	-	-	A	A	D	-	-
Silicone	A	A	-	A	-	A	-	A	A	A	A	A	-	A
Soybean	A	A	A	B	-	A	-	A	A	A	A	D	-	D
Sperm	A	A	-	A	-	-	-	-	-	A	A	D	-	-
Tanning	A	A	-	-	-	-	-	-	-	A	A	D	-	-
Turbine	A	A	A	A	-	A	-	-	-	A	A	D	-	D
Oleic Acid	A	A	B	B	C	C	C	A	C	D	B	D	D	D
Oleum 25%	-	-	-	-	-	-	-	-	-	A	D	D	D	-
Oleum	-	A	B	C	C	-	B	-	D	A	C	D	D	D
Oxalic Acid (Cold)	A	B	C	B	C	D	D	D	A	A	B	B	A	C
Paraffin	A	A	A	A	-	B	B	A	A	A	A	-	-	-
Pentane	C	C	A	A	-	B	B	A	-	A	A	B	D	D
Perchloroethylene <sup>2</sup>	A	A	A	C	-	B	B	-	D	A	C	D	D	D
Petrolatum	-	A	B	B	-	C	C	A	-	A	A	B	A	D
Phenol 10%	A	A	A	C	-	B	D	D	-	B	D	C	D	C
Phenol (Carbolic Acid)	A	A	B	B	D	D	D	D	B	A	D	D	D	D
Phosphoric Acid (to 40% Solution)	B	A	D	D	D	D	-	D	A	A	D	D	B	C
Phosphoric Acid (40-100% Solution)	C	B	D	D	D	D	-	D	A	A	D	D	B	C
Phosphoric Acid (Crude)	D	C	D	D	D	D	D	D	-	A	D	D	B	-
Phosphoric Anhydride (Dry or Moist)	A	A	-	-	D	-	-	-	-	D	D	D	-	A
Phosphoric Anhydride (Molten)	A	A	D	D	D	-	-	A	-	D	C	D	-	D
Photographic (Developer)	C	A	C	-	-	D	-	-	A	A	A	A	-	-
Phthalic Anhydride	A	B	B	B	-	C	C	A	-	A	C	-	-	-
Picric Acid	A	A	C	D	D	D	D	A	-	A	A	A	-	A
Plating Solutions Antimony Plating 130°F	-	A	-	-	-	-	-	-	D	A	A	A	-	-
Arsenic Plating 110°F	-	A	-	-	-	-	-	-	A	A	A	A	-	-
Brass Plating Regular Brass Bath 100°F	-	A	-	-	-	-	-	-	A	A	A	A	-	-
High Speed Brass Bath 110°F	-	A	-	-	-	-	-	-	A	A	A	A	-	-
Bronze Plating Copper-Cadmium Bronze Bath R.T.	-	A	-	-	-	-	-	-	A	A	A	A	-	-
Copper-Tin Bronze Bath 160°F	-	A	-	-	-	-	-	-	A	A	A	A	B	-

SEE FOOTNOTES ON PAGE 303

Because we continually examine ways to improve our products, we reserve the right to alter specifications or discontinue products without prior notice.

### RATINGS - CHEMICAL EFFECT

**A** No effect - Excellent    **B** Minor effect - Good    **C** Moderate effect - Fair    **D** Severe effect - Not Recommended

	304 Stainless Steel	316 Stainless Steel	Aluminum	Cast Bronze	Brass	Cast Iron	Carbon Steel	Nylon	Polypropylene	Viton	Buna-N	Neoprene	EPDM	Natural Rubber
Copper-Zinc Bronze Bath 100°F	A	-	-	-	-	-	-	A	A	A	A	A	-	-
Cadmium Plating Cyanide Bath 90°F	A	-	-	-	-	-	-	A	A	A	A	A	-	-
Fluoborate Bath 100°F	A	-	-	-	-	-	-	D	A	A	B	C	-	-
Chromium Plating Chromic-Sulfuric Bath 130°F	C	-	-	-	-	-	-	D	A	C	D	D	-	-
Fluosilicate Bath 95°F	C	-	-	-	-	-	-	D	A	C	D	D	-	D
Fluoride Bath 130°F	D	-	-	-	-	-	-	D	A	C	D	D	-	-
Black Chrome Bath 115°F	C	-	-	-	-	-	-	D	A	C	D	D	-	-
Barrel Chrome Bath 95°F	D	-	-	-	-	-	-	D	A	C	D	D	-	-
Copper Plating (Cyanide) Copper Strike Bath 120°F	-	A	-	-	-	-	-	-	-	B	-	A	-	-
Rochelle Salt Bath 150°F	A	-	-	-	-	-	-	A	A	A	A	B	-	-
High Speed Bath 180°F	A	-	-	-	-	-	-	A	A	A	A	B	-	-
Copper Plating (Acid) Copper Sulfate Bath R.T.	D	-	-	-	-	-	-	D	A	A	A	A	-	-
Copper Fluoborate Bath 120°F	D	-	-	-	-	-	-	D	A	A	B	C	-	-
Copper (Misc.) Copper Pyrophosphate 140°F	A	-	-	-	-	-	-	A	A	A	A	A	-	-
Copper (Electroless) 140°F	-	-	D	-	-	-	-	A	A	A	D	D	-	-
Gold Plating Cyanide 150°F	A	-	C	-	-	-	-	A	A	A	A	A	-	-
Neutral 75°F	C	-	-	-	-	-	-	A	A	A	A	A	-	-
Acid 75°F	C	-	-	-	-	-	-	A	A	A	A	A	-	-
Indium Sulfamate Plating R.T.	C	-	-	-	-	-	-	D	A	A	A	A	-	-
Iron Plating Ferrous Chloride Bath 190°F	D	-	-	-	-	-	-	D	C	A	B	D	-	-
Ferrous Sulfate Bath 150°F	C	-	-	-	-	-	-	D	A	A	A	B	-	-
Ferrous Am. Sulfate Bath 150°F	C	-	-	-	-	-	-	D	A	A	A	B	-	-
Sulfate-Chloride Bath 160°F	D	-	-	-	-	-	-	D	A	A	B	C	-	-
Fluoborate Bath 145°F	D	-	-	-	-	-	-	D	A	A	B	C	-	-
Sulfamate 140°F	D	-	-	-	-	-	-	D	A	A	A	A	-	-
Lead Fluoborate Plating	C	-	-	-	-	-	-	D	A	A	B	C	-	-
Nickel Plating Watts Type 115-160°F	C	-	-	-	-	-	-	A	A	A	A	A	-	-
High Chloride 130-160°F	C	-	-	-	-	-	-	D	A	A	A	B	-	-
Fluoborate 100-170°F	C	-	D	-	-	-	-	D	A	A	B	C	-	-
Sulfamate 100-140°F	C	-	-	-	-	-	-	A	A	A	A	A	-	-
Electroless 200°F	-	-	-	-	-	-	-	D	D	A	D	D	-	-
Rhodium Plating 120°F	D	-	-	-	-	-	-	D	A	A	A	B	-	-
Silver Plating 80-120°F	A	-	-	-	-	-	-	A	A	A	A	A	-	-

	304 Stainless Steel	316 Stainless Steel	Aluminum	Cast Bronze	Brass	Cast Iron	Carbon Steel	Nylon	Polypropylene	Viton	Buna-N	Neoprene	EPDM	Natural Rubber
Tin-Fluoborate Plating 100°F	C	-	-	-	-	-	-	D	A	A	B	C	-	-
Tine-Lead Plating 100°F	C	-	-	-	-	-	-	D	A	A	B	C	-	-
Zinc Plating Acid Chloride 140°F	D	-	-	-	-	-	-	D	A	A	A	A	-	-
Acid Sulfate Bath 150°F	C	-	-	-	-	-	-	D	A	A	A	B	-	-
Acid Fluoborate Bath R.T.	-	-	-	-	-	-	-	D	A	A	B	C	-	-
Alkaline Cyanide Bath R.T.	-	-	-	-	-	-	-	-	A	A	A	A	-	-
Potash	A	C	C	-	B	-	-	A	A	A	A	A	-	B
Potassium Bicarbonate	A	C	B	-	D	-	-	A	A	A	A	A	-	B
Potassium Bromide	A	C	C	-	D	D	C	A	A	A	A	A	-	B
Potassium Carbonate	A	C	C	-	B	B	A	A	A	A	B	A	-	B
Potassium Chlorate	A	A	B	B	-	B	B	D	A	A	A	A	-	B
Potassium Chloride	A	A	B	C	C	B	B	B	A	A	A	A	-	A
Potassium Chromate	-	B	A	A	-	A	-	-	A	A	A	-	-	B
Potassium Cyanide Solutions	A	B	D	D	-	B	B	A	A	B	A	A	-	A
Potassium Dichromate	A	A	A	C	-	B	C	D	A	B	A	A	-	A
Potassium Ferrocyanide	A	-	C	A	-	-	C	A	-	-	D	-	-	A
Potassium Hydroxide (50%)	B	B	D	D	D	C	A	A	A	D	B	A	-	C
Potassium Nitrate	A	B	B	B	-	B	C	A	B	A	A	A	-	A
Potassium Permanganate	A	B	B	B	-	B	B	D	B	B	A	A	-	B
Potassium Sulfate	A	B	A	B	B	B	B	C	A	A	A	A	-	C
Potassium Sulfide	A	-	B	B	-	B	B	-	-	-	A	-	-	-
Propane (Liquified) <sup>2</sup>	A	-	A	A	A	-	B	A	D	A	A	B	D	D
Propylene Glycol	B	-	A	B	-	B	B	B	-	A	A	C	-	-
Pyridine	C	-	B	-	-	B	A	-	B	D	D	D	B	D
Pyrogallol Acid	A	A	B	B	-	B	B	A	-	A	A	-	-	-
Rosins	A	A	A	A	C	-	C	A	A	-	A	-	-	-
Rum	A	-	-	-	-	-	-	A	A	A	A	A	-	-
Rust Inhibitors	A	-	-	A	-	A	-	-	A	A	A	C	-	-
Salad Dressing	A	-	B	B	-	D	-	A	A	A	A	-	-	-
Sea Water	A	C	C	C	-	-	D	A	A	A	A	B	A	A
Shellac (Bleached)	A	-	A	A	B	B	A	A	A	-	A	-	-	-
Shellac (Orange)	A	-	A	A	C	C	A	A	A	-	A	-	-	-
Silicone	B	-	B	A	-	-	-	A	A	A	A	A	-	A
Silver Bromide	C	C	D	-	-	-	-	-	-	-	-	-	-	-
Silver Nitrate	A	B	D	D	-	D	D	A	A	A	C	A	C	A
Soap Solutions	A	A	C	B	-	B	A	A	A	A	A	B	-	C
Soda Ash (See Sodium Carbonate)	-	-	-	-	-	-	-	-	-	-	-	-	-	-
Sodium Acetate	A	A	B	B	-	C	C	A	A	D	D	C	-	A
Sodium Aluminate	-	-	C	B	-	-	C	A	-	A	A	A	-	B
Sodium Bicarbonate	A	A	A	B	A	C	C	A	A	A	A	A	-	A
Sodium Bisulfate	A	-	D	C	C	D	D	C	A	B	A	A	-	A
Sodium Bisulfate	A	-	A	C	-	D	-	D	A	A	A	A	-	A
Sodium Borate	A	-	C	A	-	C	C	A	-	A	-	A	-	-

SEE FOOTNOTES ON PAGE 303

Because we continually examine ways to improve our products, we reserve the right to alter specifications or discontinue products without prior notice.



**RATINGS - CHEMICAL EFFECT**

**A** No effect - Excellent    **B** Minor effect - Good    **C** Moderate effect - Fair    **D** Severe effect - Not Recommended

	304 Stainless Steel	316 Stainless Steel	Aluminum	Cast Bronze	Brass	Cast Iron	Carbon Steel	Nylon	Polypropylene	Viton	Buna-N	Neoprene	EPDM	Natural Rubber
Sodium Carbonate	A	B	C	B	B	B	B	A	A	A	A	A	A	A
Sodium Chlorate	A	-	B	B	-	-	C	A	A	A	D	A	-	A
Sodium Chloride	A	C	C	B	C	B	C	A	A	A	A	A	A	B
Sodium Chromate	A	A	D	B	-	B	B	A	A	B	A	A	-	-
Sodium Cyanide	A	-	D	D	D	B	B	C	A	A	A	A	A	A
Sodium Fluoride	C	-	C	C	-	D	D	A	-	B	D	D	-	D
Sodium Hydrosulfite	-	-	A	C	-	-	-	A	-	A	-	A	-	A
Sodium Hydroxide (20%)	A	A	D	C	D	A	-	C	A	A	A	B	A	A
Sodium Hydroxide (50% Solution)	A	B	D	C	D	B	-	C	A	D	D	C	-	A
Sodium Hydroxide (80% Solution)	A	D	D	C	D	C	-	C	A	B	D	C	-	B
Sodium Hypochlorite (to 20%)	C	C	C	D	D	D	-	A	D	A	C	D	B	C
Sodium Hyposulfate	A	A	D	D	-	-	-	-	-	-	-	C	-	C
Sodium Metaphosphate <sup>2</sup>	-	A	A	C	C	B	B	A	D	A	A	B	A	A
Sodium Metasilicate	-	A	B	B	-	C	C	-	-	A	A	A	-	-
Sodium Nitrate	A	A	A	B	C	A	B	A	A	D	C	B	A	C
Sodium Perborate	-	C	B	C	C	B	B	A	A	A	B	B	A	C
Sodium Peroxide	A	A	C	C	C	D	C	D	-	A	C	B	A	C
Sodium Polyphosphate (Mono, Di, Tribasic)	A	A	D	C	-	-	-	-	A	A	D	A	A	A
Sodium Silicate	A	B	C	C	C	-	B	A	A	A	A	A	A	A
Sodium Sulfate	A	A	B	B	B	A	B	A	A	A	A	A	A	C
Sodium Sulfide	A	B	D	D	D	A	B	A	A	A	C	A	A	C
Sodium Sulfide	C	C	C	C	-	A	-	D	-	A	A	A	-	A
Sodium Tetraborate	-	A	-	-	-	-	-	-	A	A	-	-	-	-
Sodium Thiosulphate ("Hypo")	A	A	B	D	D	C	B	A	A	A	B	A	A	C
Sorghum	A	A	-	-	-	A	-	A	-	A	A	A	-	-
Soy Sauce	A	A	A	A	-	D	-	A	-	A	A	A	-	D
Stannic Chloride	D	D	D	D	-	D	D	A	A	A	A	A	A	A
Stannic Fluoborate	-	A	-	-	-	D	-	-	-	A	A	A	-	-
Stannous Chloride	D	C	D	D	-	D	D	D	-	B	C	D	-	A
Starch	A	A	A	B	-	C	C	A	-	A	A	A	-	-
Stearic Acid <sup>2</sup>	A	A	B	C	C	C	C	A	D	A	B	B	B	C
Stoddard Solvent	A	A	A	A	A	B	B	A	D	A	B	D	D	D
Styrene	A	A	A	A	-	-	A	-	-	B	D	D	D	D
Sugar (Liquids)	A	A	A	A	-	B	B	A	A	A	A	B	-	A
Sulfate Liquors	C	C	B	C	-	-	-	-	A	-	-	C	-	-
Sulfur Chloride	D	D	D	C	D	-	-	A	D	A	D	D	D	D
Sulfur Dioxide <sup>2</sup>	A	A	A	B	-	-	-	D	D	D	D	B	A	D
Sulfur Dioxide (dry)	A	A	A	A	C	A	B	A	-	D	-	D	-	D
Sulfur Trioxide (dry)	A	C	A	B	-	B	B	D	-	A	D	D	B	C
Sulfuric Acid (to 10%)	D	C	C	D	D	D	-	D	A	A	C	D	D	C
Sulfuric Acid 10%-75% <sup>2</sup>	D	D	D	D	D	D	-	D	A	A	D	D	D	D

	304 Stainless Steel	316 Stainless Steel	Aluminum	Cast Bronze	Brass	Cast Iron	Carbon Steel	Nylon	Polypropylene	Viton	Buna-N	Neoprene	EPDM	Natural Rubber
Sulfuric Acid 75%-100%	-	D	-	-	D	-	-	D	B	A	D	D	-	-
Sulfurous Acid	C	B	C	D	-	D	D	D	A	A	C	B	B	C
Sulfuryl Chloride	-	-	-	-	-	-	-	-	-	-	-	-	-	-
Syrup	A	A	A	D	-	-	-	A	A	A	A	B	-	A
Tallow	A	A	A	-	-	-	-	A	-	A	A	-	-	-
Tannic Acid	A	A	C	B	-	C	C	D	A	A	D	A	A	A
Tanning Liquors	A	A	C	A	-	-	-	-	A	A	C	-	-	-
Tartaric Acid	A	B	C	A	C	D	D	A	A	A	D	A	-	A
Tetrachlorethane	-	A	-	-	-	-	-	A	A	A	D	-	D	D
Tetrahydrofuran	A	A	D	D	-	D	A	A	C	D	D	D	B	D
Toluene, Toluol <sup>3</sup>	A	A	A	A	A	A	A	A	D	C	D	D	D	D
Tomato Juice	A	A	A	C	-	C	C	A	A	A	A	A	-	-
Trichlorethane	C	A	C	C	-	C	-	-	A	D	D	D	D	D
Trichlorethylene <sup>2</sup>	A	A	B	B	A	C	B	C	D	A	D	D	D	D
Trichloropropane	-	A	-	A	-	-	-	-	A	A	A	-	-	-
Tricresylphosphate	-	A	-	A	-	-	-	-	B	D	D	A	-	-
Triethylamine	-	-	-	A	-	-	-	-	A	A	B	-	-	-
Turpentine <sup>3</sup>	A	A	C	B	C	B	B	A	B	A	D	D	D	D
Urine	A	A	B	C	-	B	-	A	A	A	A	D	A	-
Vegetable Juice	A	A	A	C	-	D	-	A	-	A	A	D	-	D
Vinegar	A	A	D	B	B	C	D	A	-	A	C	-	-	-
Varnish (Use Viton for Aromatic)	A	A	A	A	B	-	C	A	A	A	B	D	-	D
Water, Acid, Mine	A	A	C	C	D	D	-	A	A	A	A	B	-	B
Water, Distilled, Lab Grade 7	A	A	B	A	-	D	-	A	A	A	A	B	A	A
Water, Fresh	A	A	A	A	C	B	D	A	A	A	A	B	A	A
Water, Salt	A	A	B	B	C	D	-	A	A	A	A	B	A	A
Weed Killers	A	A	C	C	-	-	-	A	-	A	B	C	-	-
Whey	A	A	B	-	-	-	-	-	-	A	A	-	-	-
Whiskey & Wines	A	A	D	B	B	D	D	A	A	A	A	A	A	A
White Liquor (Pulp Mill)	A	A	-	D	-	C	-	A	A	A	A	-	-	-
White Water (Paper Mill)	A	A	-	A	-	-	-	A	A	A	-	A	-	-
Xylene <sup>2</sup>	A	A	A	A	A	A	B	A	D	A	D	D	D	D
Zinc Chloride	D	B	D	D	D	D	D	A	A	A	A	A	A	A
Zinc Hydrosulphite	-	A	D	D	-	D	-	-	-	A	A	A	-	-
Zinc Sulfate	A	A	D	B	C	C	D	A	A	A	A	A	A	C

**FOOTNOTES**

- 1) P.V.C. – Satisfactory to 72°F.
- 2) Polypropylene – Satisfactory to 72°F.
- 3) Polypropylene – Satisfactory to 120°F.
- 4) Buna-N – Satisfactory for "O" Rings
- 5) Polyacetal – Satisfactory to 72°F.

Because we continually examine ways to improve our products, we reserve the right to alter specifications or discontinue products without prior notice.

# Cautionary Statement

All Products sold and distributed by Kuriyama of America, Inc. are in the nature of commodities and they are sold by published specifications and not for particular purposes, uses or applications. Purchaser shall first determine their suitability for the intended purposes, uses or applications and shall either conduct its own engineering studies or tests, or retain qualified engineers, consultants or testing laboratories and consult with them before determining the proper use, suitability or propriety of the merchandise or Products for the intended purposes, uses or applications.

Kuriyama of America, Inc. ("Seller") does not recommend the Products for any particular purpose, use or application, and the Purchaser or user thereof shall assume full responsibility for the suitability, propriety, use and application of the Products. Purchaser shall follow all instructions contained in Seller's catalogs, brochures, technical bulletins and other documents regarding the Products. The Products, including but not limited to, hose, tubing or couplings, may fail due to the use or conveyance of substances at elevated or lowered temperatures or at excessive pressure, the conveyance of abrasive, injurious, flammable, explosive or damaging substances.

Hose or tubing used in bent configurations will be subjected to increased abrasion. Hose clamps or couplings may loosen after initial installation and all sections of hose and tubing including connections, couplings, clamps, conductivity and bonding should be inspected frequently, regularly and consistently, and should be replaced, adjusted or re-tightened for the avoidance of leakage, for the prevention of injuries or damages, and for general safety purposes. Except as indicated in its Limited Warranty, Seller shall not be liable or responsible for direct or indirect injuries or damages caused by or attributed to the failure or malfunction of any Products sold or distributed by it.

Purchasers or users of the Products should frequently and consistently undertake inspections and protective measures with respect to the use and application of Products, which should include the examination of tube and cover, conditions of the hose or tubing, and the identification, repair or replacement of sections showing cracking, blistering, separations, internal and external abrasions, leaking or slipped couplings or connections and make proper proof tests.

## Limited Warranty

The Products sold or distributed by Seller are warranted to its customers to be free from defects in material and workmanship at the time of shipment by us, subject to the following provisions. ALL WARRANTY CLAIMS SHALL BE MADE WITHIN SIX (6) MONTHS AFTER SELLER SHIPPED THE PRODUCTS. SELLER'S LIABILITY HEREUNDER IS LIMITED AT SELLER'S EXCLUSIVE DISCRETION, TO 1) THE PURCHASE PRICE OF ANY PRODUCTS PROVING DEFECTIVE; 2) REPAIR OF ANY DEFECTIVE PRODUCT OR PART THEREOF; OR 3) REPLACEMENT OF ANY DEFECTIVE PRODUCT OR PART UPON ITS AUTHORIZED RETURN TO SELLER.

THIS WARRANTY IS IN LIEU OF AND EXCLUDES ALL OTHER WARRANTIES, EXPRESSED, IMPLIED, STATUTORY, OR OTHERWISE CREATED UNDER APPLICABLE LAW INCLUDING, BUT NOT LIMITED TO, THE WARRANTY OF MERCHANTABILITY AND THE WARRANTY OF FITNESS FOR A PARTICULAR PURPOSE. IN NO EVENT SHALL SELLER OR THE MANUFACTURER OF THE PRODUCT BE LIABLE FOR SPECIAL, INCIDENTAL, OR CONSEQUENTIAL DAMAGES, INCLUDING LOSS OF PROFITS, WHETHER OR NOT CAUSED BY OR RESULTING FROM THE NEGLIGENCE OF SELLER AND/OR THE MANUFACTURER OF THE PRODUCT, UNLESS SPECIFICALLY PROVIDED HEREIN. IN ADDITION, THIS WARRANTY SHALL NOT APPLY TO ANY PRODUCTS OR PORTIONS THEREOF WHICH HAVE BEEN SUBJECT TO ABUSE, MISUSE, IMPROPER INSTALLATION, MAINTENANCE, OR OPERATION, ELECTRICAL FAILURE OR ABNORMAL CONDITIONS, AND TO PRODUCTS WHICH HAVE BEEN TAMPERED WITH, ALTERED, MODIFIED, REPAIRED, REWORKED BY ANYONE NOT APPROVED BY SELLER, OR USED IN ANY MANNER INCONSISTENT WITH THE PROVISIONS OF THE "CAUTIONARY STATEMENT" ABOVE OR ANY INSTRUCTIONS OR SPECIFICATIONS PROVIDED WITH OR FOR THE PRODUCT. 05/03/21 REV

Distributed by:



### CORPORATE OFFICE

150 N Martingale Road, Suite 900, Schaumburg, IL 60173-2081  
Phone: (847) 755-0360 • Toll-free Fax: (800) 800-0320  
International Fax: (847) 885-0996

 [kuriyama.com](http://kuriyama.com)  [sales@kuriyama.com](mailto:sales@kuriyama.com)



The trademarks contained in this publication are trademarks of Kuriyama of America, Inc.

## SALES & WAREHOUSE LOCATIONS

### CENTRAL DISTRIBUTION CENTER

#### KURIYAMA OF AMERICA, INC.

14200 Commerce Court  
Huntley, IL 60142

☎ (847) 755-0360

📠 (800) 800-0320

🌐 [kuriyama.com](http://kuriyama.com) ✉ [sales@kuriyama.com](mailto:sales@kuriyama.com)

### SOUTHWEST WAREHOUSE

#### KURIYAMA OF AMERICA, INC.

– HOUSTON

200 Portwall Street, Suite 100  
Houston, TX 77029

☎ (713) 674-8212 OR ☎ (800) 501-6808

📠 (713) 674-5214 OR 📠 (800) 800-5214

✉ [sales@kuriyama.com](mailto:sales@kuriyama.com)

### WESTERN WAREHOUSE

#### KURIYAMA OF AMERICA, INC.

– RENO

12910 Old Virginia Road, Suite 100  
Reno, NV 89521

☎ (562) 941-4507

📠 (562) 941-8940 OR 📠 (800) 326-8940

✉ [sales@kuriyama.com](mailto:sales@kuriyama.com)

### SOUTHEAST WAREHOUSE

#### FORTNEY SALES CO., INC.

4221 Cantrell Road NW  
Acworth, GA 30101

☎ (770) 427-6528

📠 (770) 423-9249 OR 📠 (800) 423-9249

🌐 [FortneySales.com](http://FortneySales.com) ✉ [sales@fortneysales.com](mailto:sales@fortneysales.com)

### EASTERN WAREHOUSE

#### KURIYAMA OF AMERICA, INC.

– CARLISLE

1600 Distribution Drive, Building B  
Carlisle, PA 17013

☎ (847) 755-0360

📠 (713) 674-5214 OR 📠 (800) 800-5214

✉ [sales@kuriyama.com](mailto:sales@kuriyama.com)

### IN CANADA

#### KURI TEC CORPORATION

140 Roy Boulevard  
Brantford, ON, Canada N3R 7K2

☎ (519) 753-6717

📠 (519) 753-7737

🌐 [Kuritec.com](http://Kuritec.com) ✉ [sales@kuritec.com](mailto:sales@kuritec.com)

### IN MEXICO

#### KURIYAMA DE MÉXICO S DE RL DE CV

Av Jose Palomo Martinez No 520-20 Bodega 5  
Parque Industrial Omolap

Apodaca, N.I. CP:66633, México

☎ (81) 1086-1870 0 71

🌐 [Kuriyama.com.mx](http://Kuriyama.com.mx) 🌐 [Kuriyama.com](http://Kuriyama.com)

✉ [servicioalcliente@kuriyama.com](mailto:servicioalcliente@kuriyama.com)